

阅读申明

- 1.本站收集的数据手册和产品资料都来自互联网，版权归原作者所有。如读者和版权方有任何异议请及时告之，我们将妥善解决。
- 2.本站提供的中文数据手册是英文数据手册的中文翻译，其目的是协助用户阅读，该译文无法自动跟随原稿更新，同时也可能存在翻译上的不当。建议读者以英文原稿为参考以便获得更精准的信息。
- 3.本站提供的产品资料，来自厂商的技术支持或者使用者的心得体会等，其内容可能存在描述上的差异，建议读者做出适当判断。
- 4.如需与我们联系，请发邮件到marketing@iczoom.com，主题请标有“数据手册”字样。


Read Statement

1. The datasheets and other product information on the site are all from network reference or other public materials, and the copyright belongs to the original author and original published source. If readers and copyright owners have any objections, please contact us and we will deal with it in a timely manner.
2. The Chinese datasheets provided on the website is a Chinese translation of the English datasheets. Its purpose is for reader's learning exchange only and do not involve commercial purposes. The translation cannot be automatically updated with the original manuscript, and there may also be improper translations. Readers are advised to use the English manuscript as a reference for more accurate information.
3. All product information provided on the website refer to solutions from manufacturers' technical support or users the contents may have differences in description, and readers are advised to take the original article as the standard.
4. If you have any questions, please contact us at marketing@iczoom.com and mark the subject with "Datasheets" .

TAW Series



Tantalum Solid Electrolytic Fused Capacitors



- Thin film fuse connected in series with capacitor
- Protection from possible damaging from high DC leakage current (short circuit failure)
- CV range: 6.8-100 μ F / 10-50V
- Application: servers

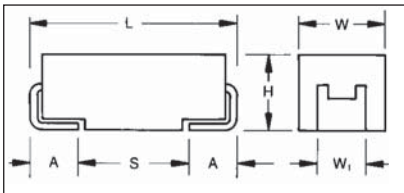


LEAD-FREE

LEAD-FREE COMPATIBLE COMPONENT



RoHS COMPLIANT



For part marking see page 169

CASE DIMENSIONS: millimeters (inches)

Code	EIA Code	EIA Metric	L \pm 0.20 (0.008)	W \pm 0.20 (0.008) -0.10 (0.004)	H \pm 0.20 (0.008) -0.10 (0.004)	W ₁ \pm 0.20 (0.008)	A \pm 0.30 (0.012) -0.20 (0.008)	S Min.
D	2917	7343-31	7.30 (0.287)	4.30 (0.169)	2.90 (0.114)	2.40 (0.094)	1.30 (0.051)	4.40 (0.173)

W₁ dimension applies to the termination width for A dimensional area only.

HOW TO ORDER

TAW	D	476	*	010	R	0500
Type	Case Size See table above	Capacitance Code pF code: 1st two digits represent significant figures 3rd digit represents multiplier (number of zeros to follow)	Tolerance K= \pm 10% M= \pm 20%	Rated DC Voltage 010=10Vdc 016=16Vdc 020=20Vdc 025=25Vdc 035=35Vdc 050=50Vdc	Packaging R = Pure Tin 7" Reel S = Pure Tin 13" Reel	ESR in mΩ

TECHNICAL SPECIFICATIONS

Technical Data:	All technical data relate to an ambient temperature of +25°C							
Capacitance Range:	6.8 μ F to 100 μ F							
Capacitance Tolerance:	\pm 10%; \pm 20%							
Rated Voltage (V _R)	\leq +85°C:	10	16	20	25	35	50	
Category Voltage (V _C)	\leq +125°C:	7	10	13	17	23	33	
Surge Voltage (V _S)	\leq +85°C:	13	20	26	32	46	65	
Surge Voltage (V _S)	\leq +125°C:	8	13	16	20	28	40	
Fuse Off	I > 4A in 1s, insulating resistance > 10M Ω							
Fuse Continuous Current Capability	0.75A							
Temperature Range:	-55°C to +125°C							
Reliability:	1% per 1000 hours at 85°C, V _r with 0.1 Ω /V series impedance, 60% confidence level							



Tantalum Solid Electrolytic Fused Capacitors

CAPACITANCE AND RATED VOLTAGE RANGE (LETTER DENOTES CASE SIZE)

Capacitance		Rated Voltage DC (V_R) to 85°C						
μF	Code	6.3V (J)	10V (A)	16V (C)	20V (D)	25V (E)	35V (V)	50V (T)
1.0	105							
2.2	225							
4.7	475							
6.8	685						D(600)	D(700)
10	106					D(600)	D(600)	D(700)
22	226				D(500)	D(600)		
33	336			D(600)	D(500)			
47	476		D(500)	D(800)				
100	107		D(500)					

Available Ratings (ESR ratings in mOhms in brackets)

Engineering samples - please contact manufacturer

*Codes under development – subject to change

Note: Voltage ratings are minimum values. AVX reserves the right to supply higher ratings in the same case size, to the same reliability standards.

RATINGS & PART NUMBER REFERENCE

AVX Part No.	Case Size	Capacitance (μF)	Rated Voltage (V)	DCL (μA) Max.	DF % Max.	ESR Max. (m Ω) @100kHz	MSL	100kHz RMS Current (mA)			100kHz RMS Voltage (mV)		
								25°C	85°C	125°C	25°C	85°C	125°C
10 Volt @ 85°C (7 Volt @ 125°C)													
TAWD476*010#0500	D	47	10	4.7	6	500	1	548	493	219	274	246	110
TAWD107*010#0500	D	100	10	10	8	500	1	548	493	219	274	246	110
16 Volt @ 85°C (10 Volt @ 125°C)													
TAWD336*016#0600	D	33	16	5.3	6	600	1	500	450	200	300	270	120
TAWD476*016#0800	D	47	16	7.5	7	800	1	433	390	173	346	312	139
20 Volt @ 85°C (13 Volt @ 125°C)													
TAWD226*020#0500	D	22	20	4.4	6	500	1	548	493	219	274	246	110
TAWD336*020#0500	D	33	20	6.6	6	500	1	548	493	219	274	246	110
25 Volt @ 85°C (17 Volt @ 125°C)													
TAWD106*025#0600	D	10	25	2.5	6	600	1	500	450	200	300	270	120
TAWD226*025#0600	D	22	25	5.5	6	600	1	500	450	200	300	270	120
35 Volt @ 85°C (23 Volt @ 125°C)													
TAWD685*035#0600	D	6.8	35	2.4	6	600	1	500	450	200	300	270	120
TAWD106*035#0600	D	10	35	3.5	6	600	1	500	450	200	300	270	120
50 Volt @ 85°C (33 Volt @ 125°C)													
TAWD685*050#0700	D	6.8	50	3.4	6	700	1	463	417	185	324	292	130
TAWD106*050#0700	D	10	50	5	6	700	1	463	417	185	324	292	130

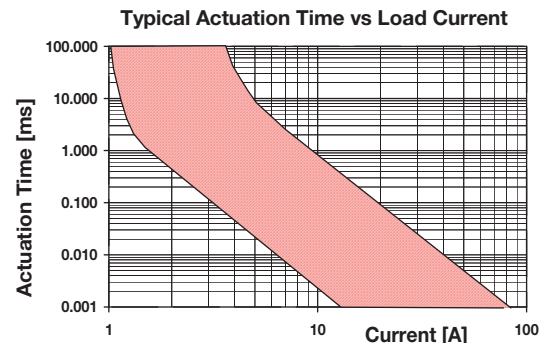
Moisture Sensitivity Level (MSL) is defined according to J-STD-020.

All technical data relates to an ambient temperature of +25°C. Capacitance and DF are measured at 120Hz, 0.5V RMS with a maximum DC bias of 2.2 volts. DCL is measured at rated voltage after 5 minutes.

For typical weight and composition see page 162.

NOTE: AVX reserves the right to supply a higher voltage rating or tighter tolerance part in the same case size, to the same reliability standards.

TYPICAL FUSE ACTUATION



Note: for a different fuse characteristic requirements please contact manufacturer