

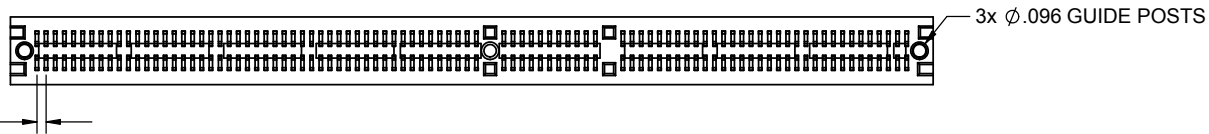
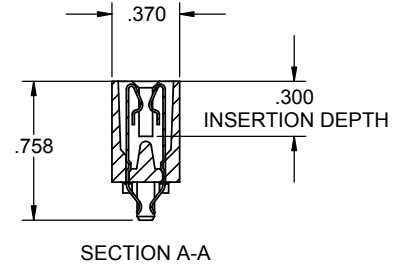
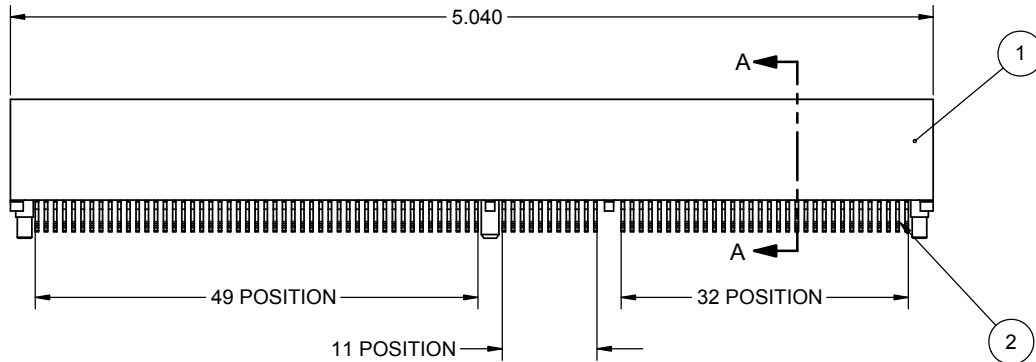
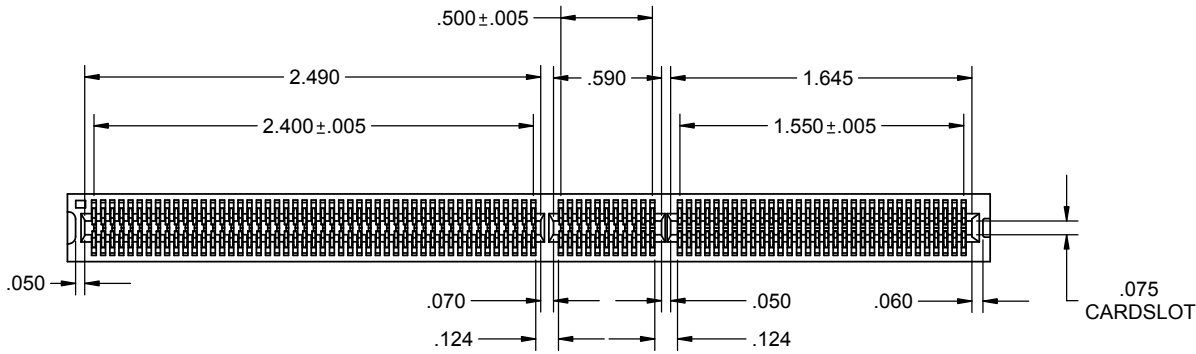
阅读申明

- 1.本站收集的数据手册和产品资料都来自互联网，版权归原作者所有。如读者和版权方有任何异议请及时告之，我们将妥善解决。
- 2.本站提供的中文数据手册是英文数据手册的中文翻译，其目的是协助用户阅读，该译文无法自动跟随原稿更新，同时也可能存在翻译上的不当。建议读者以英文原稿为参考以便获得更精准的信息。
- 3.本站提供的产品资料，来自厂商的技术支持或者使用者的心得体会等，其内容可能存在描述上的差异，建议读者做出适当判断。
- 4.如需与我们联系，请发邮件到marketing@iczoom.com，主题请标有“数据手册”字样。

Read Statement

1. The datasheets and other product information on the site are all from network reference or other public materials, and the copyright belongs to the original author and original published source. If readers and copyright owners have any objections, please contact us and we will deal with it in a timely manner.
2. The Chinese datasheets provided on the website is a Chinese translation of the English datasheets. Its purpose is for reader's learning exchange only and do not involve commercial purposes. The translation cannot be automatically updated with the original manuscript, and there may also be improper translations. Readers are advised to use the English manuscript as a reference for more accurate information.
3. All product information provided on the website refer to solutions from manufacturers' technical support or users the contents may have differences in description, and readers are advised to take the original article as the standard.
4. If you have any questions, please contact us at marketing@iczoom.com and mark the subject with "Datasheets" .

ITEM NO.	QTY.	DESCRIPTION	DRAWING # REF
1	1	B92HN-A353	10120
2	184	E B-DHH	10011



NOTES:

1. THIS SPECIFICATION COVERS THE REQUIREMENT FOR A DUAL CARD EXTENDER EDGECARD CONNECTOR.
2. INSULATOR MATERIAL: POLYPHENYLENE SULFIDE.
3. CONTACT MATERIAL: PHOSPHOR BRONZE.
4. PLATING: Z PLATING: .00001" GOLD ON CONTACT SURFACE
.0001" TIN/LEAD ON TERMINAL
.00005" NICKEL UNDERPLATE
5. TEMPERATURE: -65 °C TO 125 °C
6. UL FLAMMABILITY RATING: 94V-0
7. VOLTAGE RATING: 125 VDC MINIMUM AT SEA LEVEL.
8. CURRENT RATING: 1 AMP
9. VOLTAGE DROP: 30 MILLI VOLT AT RATED CURRENT
10. INSULATION RESISTANCE: 1000 MEGA OHM
11. CONNECTOR IDENTIFICATION: THE PART SHALL BE MARKED WITH A PART NUMBER AND DATE CODE.
12. BOARD THICKNESS ACCOMMODATED: .054/.070
13. BOARD INSERTION FORCE: 6 OUNCE AVERAGE PER CONTACT PAIR USING .062 PCB
14. BOARD WITHDRAWL FORCE: 1 OUNCE MINIMUM PER CONTACT PAIR USING .062 PCB
15. TOLERANCE: ±.010" UNLESS OTHERWISE NOTED.
16. MODIFICATION: CARD EXTENDER BEND

COMPUTER GENERATED DOCUMENT DO NOT CHANGE MANUALLY

PROPRIETARY AND CONFIDENTIAL
THIS DRAWING AND DESIGN IS THE PROPERTY OF SULLINS ELECTRONICS. IT MAY NOT BE USED FOR ANY PURPOSE OTHER THAN BY THE OWNER. SULLINS ELECTRONICS DOES NOT AUTHORIZE THE REPRODUCTION OR CONVEYANCE OF ANY INFORMATION CONTAINED HEREIN.

REV.	A	118	ORIGINAL RELEASE	01/08/04	AN	AJT
ECO NO.	DESCRIPTION			DATE	BY	APP'VD
	UNLESS OTHERWISE SPECIFIED: DIMENSIONS ARE IN INCHES TOLERANCES: FRACTIONAL: 1/32 ANGULAR: ± 1° TWO PLACE DECIMAL ± .02 THREE PLACE DECIMAL ± .005 FOUR PLACE DECIMAL ± .0005 INTERPRET GEOMETRIC TOLERANCING PER: MATERIAL: NEXT ASSY USED ON FINISH N/A			DATE	NAME	
	DRAWN: 01/08/04 ARIA CHECKED: 01/08/04 AJT			COMMENTS:		
				PART NO./DESCRIPTION: RZB92DHRN-S378		
SCALE: 2:1			SIZE DWG. NO. C 10119	REV A		
APPLICATION: DO NOT SCALE DRAWING			SCALE: 2:1			SHEET 1 OF 1