

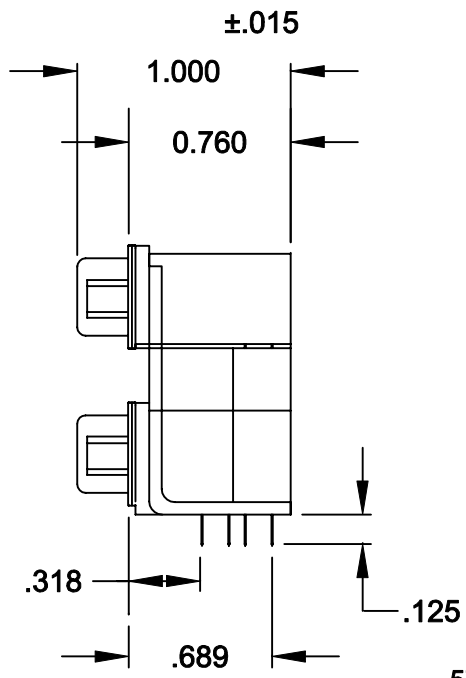
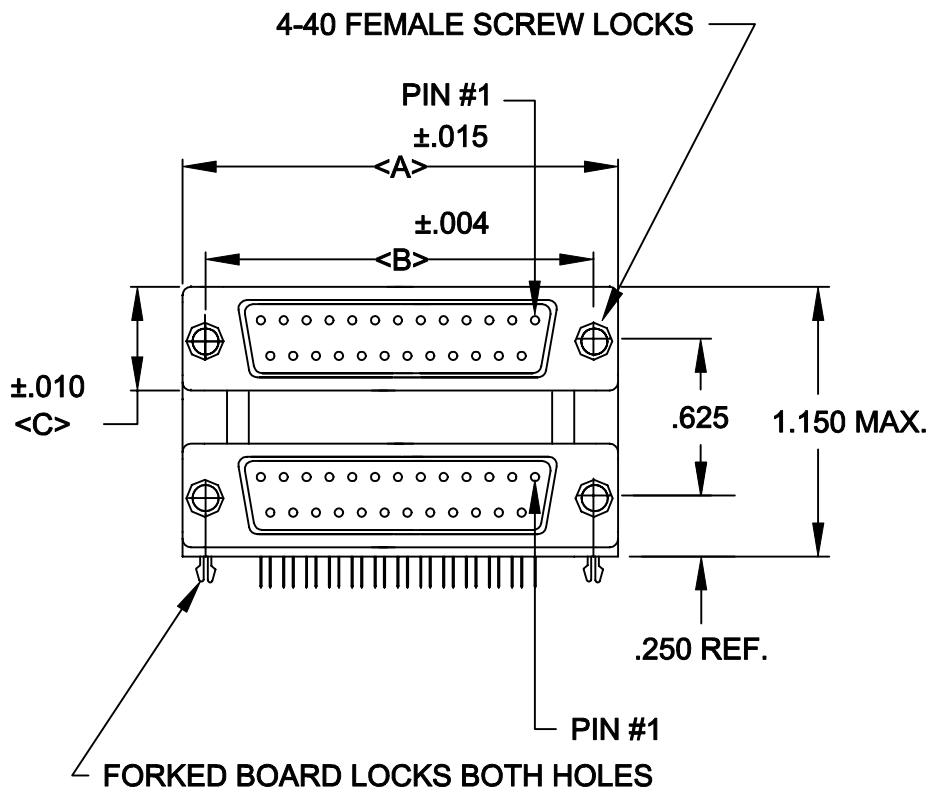
阅读申明

- 1.本站收集的数据手册和产品资料都来自互联网，版权归原作者所有。如读者和版权方有任何异议请及时告之，我们将妥善解决。
- 2.本站提供的中文数据手册是英文数据手册的中文翻译，其目的是协助用户阅读，该译文无法自动跟随原稿更新，同时也可能存在翻译上的不当。建议读者以英文原稿为参考以便获得更精准的信息。
- 3.本站提供的产品资料，来自厂商的技术支持或者使用者的心得体会等，其内容可能存在描述上的差异，建议读者做出适当判断。
- 4.如需与我们联系，请发邮件到marketing@iczoom.com，主题请标有“数据手册”字样。

Read Statement

1. The datasheets and other product information on the site are all from network reference or other public materials, and the copyright belongs to the original author and original published source. If readers and copyright owners have any objections, please contact us and we will deal with it in a timely manner.
2. The Chinese datasheets provided on the website is a Chinese translation of the English datasheets. Its purpose is for reader's learning exchange only and do not involve commercial purposes. The translation cannot be automatically updated with the original manuscript, and there may also be improper translations. Readers are advised to use the English manuscript as a reference for more accurate information.
3. All product information provided on the website refer to solutions from manufacturers' technical support or users the contents may have differences in description, and readers are advised to take the original article as the standard.
4. If you have any questions, please contact us at marketing@iczoom.com and mark the subject with "Datasheets" .

DESCRIPTION: .625 CENTER DUAL PORT D-SUB FEMALE/FEMALE



	A	B	C
9	1.204 30.6	.984 25.0	.494 12.55
15	1.535 39.0	1.312 33.3	.494 12.55
25	2.078 52.8	1.850 47.0	.494 12.55
37	2.724 69.2	2.500 63.5	.494 12.55

189-XXX-512-571

SERIES _____

POSITIONS _____

009 _____

015 _____

025 _____

037 _____

GENDER _____

61 = MALE OVER MALE

41 = MALE OVER FEMALE

51 = FEMALE OVER FEMALE

31 = FEMALE OVER MALE

SHELL PLATING _____

2 = TIN

HARDWARE OPTIONS _____

57 = 4-40 STANDOFFS/FORK BOARD LOCKS

PLATING OPTIONS _____

01 = GOLD FLASH

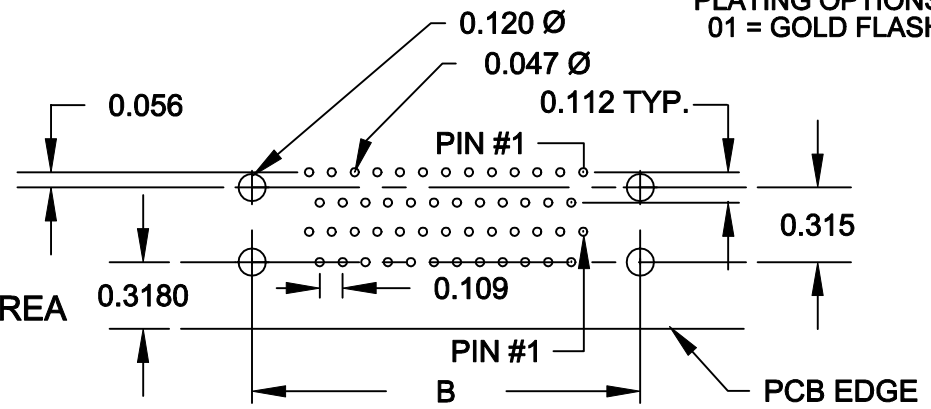
SPECIFICATIONS:

MATERIALS:

- SHELL: STEEL, TIN PLATED
- INSULATOR: UL 94V-0 RATED BLACK GLASS-FILLED POLYESTER
- CONTACTS: BRASS - GOLD FLASH IN MATING AREA
- TIN/LEAD ON SOLDER TAILS

ELECTRICALS:

- CURRENT RATING: 5 AMPS
- DIELECTRIC STRENGTH: 1000V AC RMS
- INSULATOR RESISTANCE: 1000 MOHMS MIN
- TEMPERATURE: -55°C TO +105°C



	THESE DRAWINGS AND SPECIFICATIONS ARE THE PROPERTY OF NorComp AND SHALL NOT BE REPRODUCED, COPIED OR USED AS THE BASIS FOR THE MANUFACTURE OF SALE OF APPARATUS WITHOUT WRITTEN PERMISSION.		DRAWN: PAM JENKINS	DATE: 9-24-98
			CHECKED:	DATE:
<h1>NorComp</h1>		SCALE: 1:1	SHEET 1 OF 1	REV 5
		DWG NO. 189-XXX-512-571		