

阅读申明


- 1.本站收集的数据手册和产品资料都来自互联网，版权归原作者所有。如读者和版权方有任何异议请及时告之，我们将妥善解决。
- 2.本站提供的中文数据手册是英文数据手册的中文翻译，其目的是协助用户阅读，该译文无法自动跟随原稿更新，同时也可能存在翻译上的不当。建议读者以英文原稿为参考以便获得更精准的信息。
- 3.本站提供的产品资料，来自厂商的技术支持或者使用者的心得体会等，其内容可能存在描述上的差异，建议读者做出适当判断。
- 4.如需与我们联系，请发邮件到marketing@iczoom.com，主题请标有“数据手册”字样。

Read Statement

1. The datasheets and other product information on the site are all from network reference or other public materials, and the copyright belongs to the original author and original published source. If readers and copyright owners have any objections, please contact us and we will deal with it in a timely manner.
2. The Chinese datasheets provided on the website is a Chinese translation of the English datasheets. Its purpose is for reader's learning exchange only and do not involve commercial purposes. The translation cannot be automatically updated with the original manuscript, and there may also be improper translations. Readers are advised to use the English manuscript as a reference for more accurate information.
3. All product information provided on the website refer to solutions from manufacturers' technical support or users the contents may have differences in description, and readers are advised to take the original article as the standard.
4. If you have any questions, please contact us at marketing@iczoom.com and mark the subject with "Datasheets" .

PC Card Socket Connector Complies with PC card Standard

IC1 Series



■ Features

1. Compliant with PC Card Standards

Polarized entry prevents wrong insertion into a corresponding connector. And sequential contact engagement prevents electrostatic discharge, avoiding possible damage to sensitive board circuits.

2. Suited to Automatic Mounting

Packaged for a board placement with automated equipment.

3. Lead Offset

Available with several board termination levels, to allow use of different height board components.

In relation to the center line of connector, -0.2 mm, +0.3 mm, +0.55 mm, +0.9 mm and terminations on board center are available.

■ Product Specifications

Ratings	Current rating	0.5 A	Operating temperature	-55°C to +85°C (Note 1)	Storage temperature	-40°C to +70°C (Note 2)
	Voltage rating	125 V AC	Operating humidity	95% R.H. max. (No condensation)	Storage humidity	40% to 70% (Note 2)

Item	Specification	Conditions
1. Insulation resistance	1000MΩ min.	500 V DC
2. Withstanding voltage	No flashover or insulation breakdown.	500 V AC / 1 minute
3. Contact resistance	40 mΩ max. (initial value) (Note 3)	1 mA
4. Vibration	No electrical discontinuity of 100ns or more	Frequency: 10 to 2000 Hz, single amplitude of 1.52 mm or acceleration of 147 m/s ² (peak), 4 hours in each of the 3 directions.
5. Humidity (Steady state)	Insulation resistance: 100 MΩ min.	96 hours at temperature of 40°C and humidity of 90% to 95%
6. Temperature cycle	No damage, cracks, or parts looseness.	-55°C, 30 min → 15 to 30°C, within 5 min → 85°C, 30 min → 15 to 35°C, within 5 min, for 5 cycles
7. Durability (Insertion/withdrawal)	Change of contact resistance from the start should be 20 mΩ max.	10000 cycles at 400 to 600 cycles per hour
8. Resistance to soldering heat	No deformation of components affecting performance.	Reflow: At the recommended temperature profile
		Manual soldering: 300°C for 3 seconds

Note 1: Includes temperature rise caused by current flow.

Note 2: The term "storage" refers to products stored for long period of time prior to mounting and use. Operating Temperature Range and Humidity range covers non-conducting condition of installed connectors in storage, shipment or during transportation.

■ Materials

Part	Material	Finish	Remarks
Insulator	PPS	Color : Black	UL94V-0
Contact	IC1K,IC1HA:Phosphor bronze Others:Beryllium copper	Contact Area : gold plating Lead Area : solder plating	—

Ordering Information

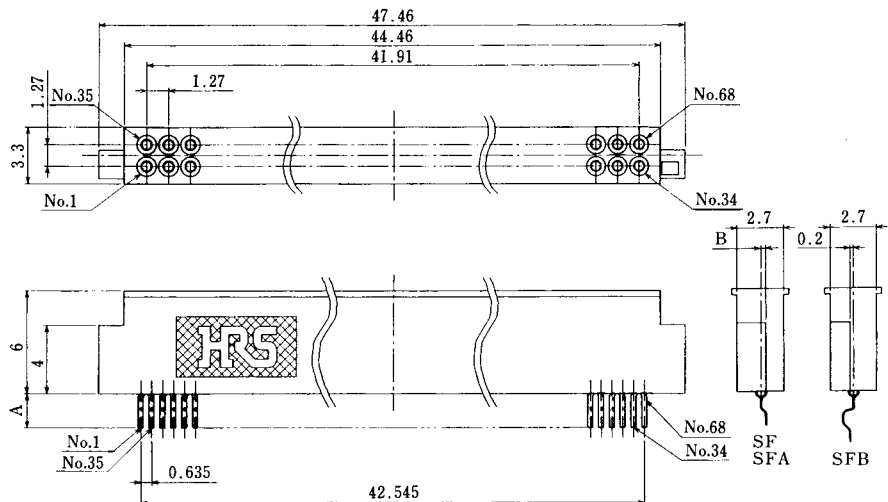
IC1 **F** - ***** **R** **D** - **1.27** **SH**

① ② ③ ④ ⑤ ⑥ ⑦


①	Series name : IC1	
②	BB: Compliant with PC Card Standards	Connector thickness: 2.8mm
	F: Compliant with PC Card Standards	Connector thickness: 2.7mm
	HA: Compliant with PC Card Standards	Connector thickness: 2.7mm
	Lead offset type	
	K: Compliant with PC Card Standards	Connector thickness: 2.7mm
	Suited to automatic mounting	
③	Contacts: 40, 68	
④	R: Card Connector	
⑤	D: 2-row arrangement	
⑥	Contact pitch: 1.27mm	
⑦	Mounting method	
	SH: Two sided board terminations	
	SHA: Two sided board terminations	
	SF: Single surface mount type.	
	SFA: Single surface mount type.	
	SFB: Single surface mount type.	

68 Contacts Card Connectors

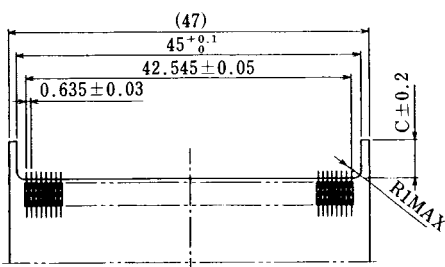
- Connector thickness : 2.7mm
- Lead offset type
- Suited to automatic mounting
- Single surface mount type



IC1K-68RD-1.27SFA
CL640-0047-2



PCB mounting pattern



Unit:mm

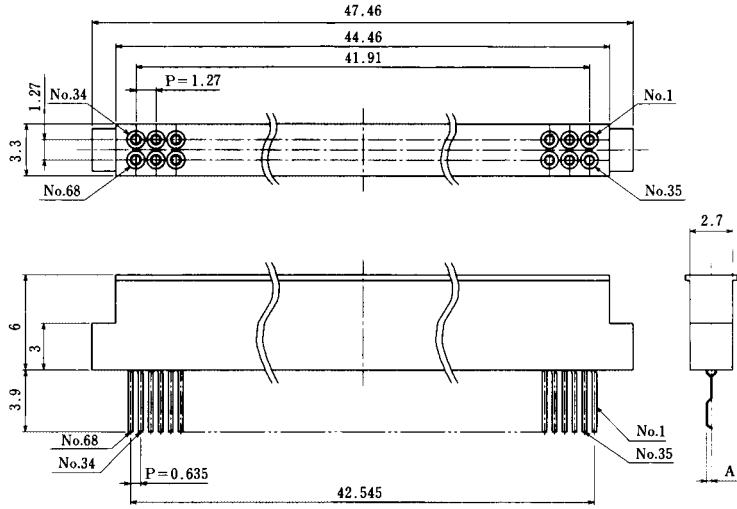
Part Number	CL No.	A	B	C
IC1K-68RD-1.27SF	640-0046-0	2	0.3	5
IC1K-68RD-1.27SFA	640-0047-2	2	0.9	5
IC1K-68RD-1.27SFB	640-0048-5	3	—	6

■68 Contacts Connector

- Connector thickness:2.7mm
- Single surface mount type

Compliant with PC Card Standard

IC1F-68RD-1.27SF
 CL640-0035-3



Unit:mm

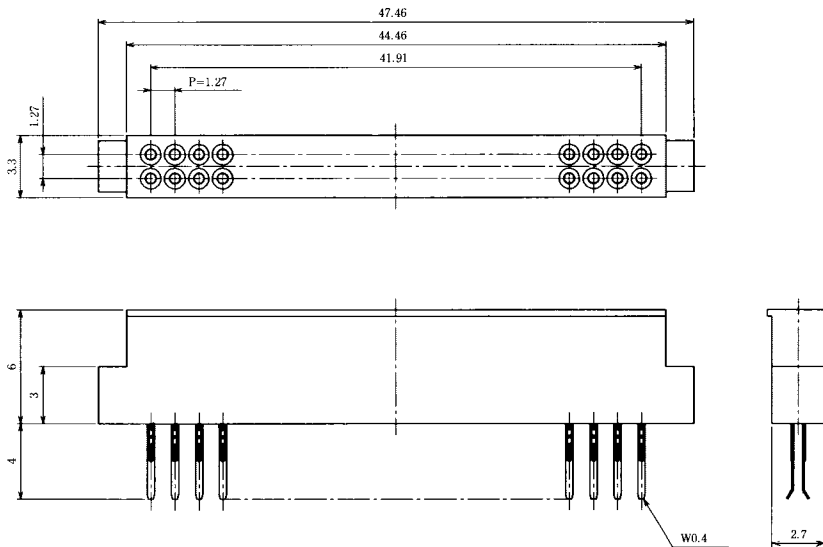
Part Number	CL No.	A
IC1F-68RD-1.27SF	640-0035-3	0.3
IC1F-68RD-1.27SFA	640-0040-3	0.854

■68 Contacts Connector

- Connector thickness:2.7mm
- Two sided board termination on the center line

Compliant with PC Card Standard

IC1F-68RD-1.27SH
 CL640-0013-0



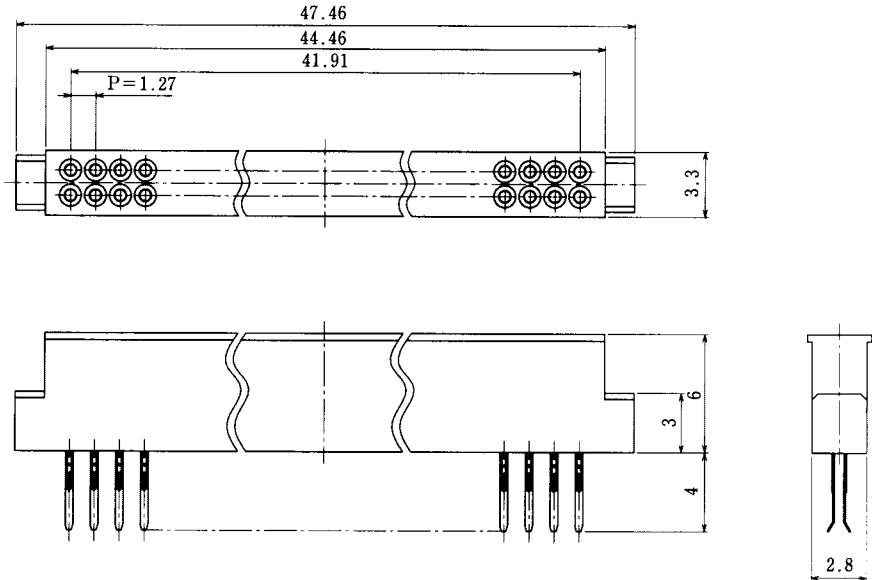

- Recommended board thickness : 0.4 to 0.5mm

■68 Contacts Connector

- Connector thickness:2.8mm
- Two sided board termination on the center line

Compliant with PC Card Standard

IC1BB-68RD-1.27SH
 CL640-0036-6



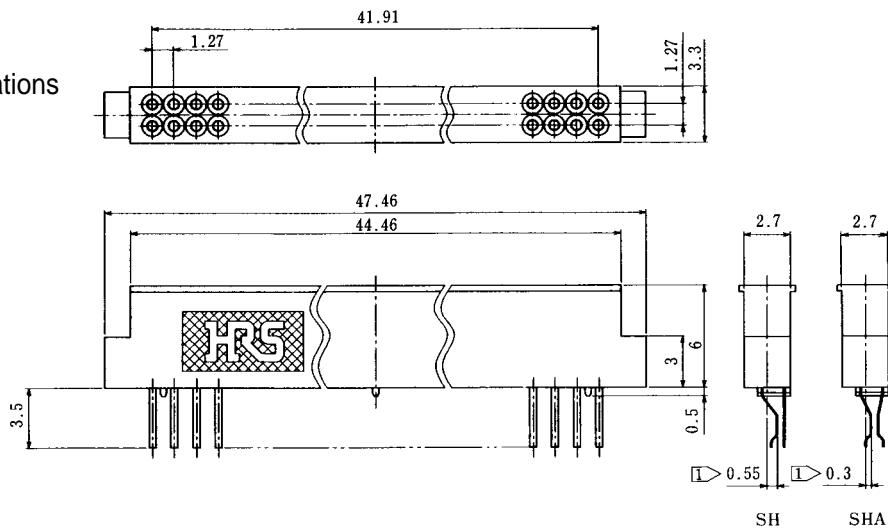

• Recommended board thickness : 0.4 to 0.5mm

■68 Contacts Connector

- Connector thickness:2.7mm
- Two sided board terminations
- Two Mounting levels of board terminations

Compliant with PC Card Standard

IC1HA-68RD-1.27SH
 CL640-0044-4



• Recommended board thickness : 0.4 to 0.5mm

① For 0.45mm board thickness

Part Number	CL No.
IC1HA-68RD-1.27SH	640-0044-4
IC1HA-68RD-1.27SHA	640-0045-7