

阅读申明

- 1.本站收集的数据手册和产品资料都来自互联网，版权归原作者所有。如读者和版权方有任何异议请及时告之，我们将妥善解决。
- 2.本站提供的中文数据手册是英文数据手册的中文翻译，其目的是协助用户阅读，该译文无法自动跟随原稿更新，同时也可能存在翻译上的不当。建议读者以英文原稿为参考以便获得更精准的信息。
- 3.本站提供的产品资料，来自厂商的技术支持或者使用者的心得体会等，其内容可能存在描述上的差异，建议读者做出适当判断。
- 4.如需与我们联系，请发邮件到marketing@iczoom.com，主题请标有“数据手册”字样。

Read Statement

1. The datasheets and other product information on the site are all from network reference or other public materials, and the copyright belongs to the original author and original published source. If readers and copyright owners have any objections, please contact us and we will deal with it in a timely manner.
2. The Chinese datasheets provided on the website is a Chinese translation of the English datasheets. Its purpose is for reader's learning exchange only and do not involve commercial purposes. The translation cannot be automatically updated with the original manuscript, and there may also be improper translations. Readers are advised to use the English manuscript as a reference for more accurate information.
3. All product information provided on the website refer to solutions from manufacturers' technical support or users the contents may have differences in description, and readers are advised to take the original article as the standard.
4. If you have any questions, please contact us at marketing@iczoom.com and mark the subject with "Datasheets" .

Description:

10/100/1000 Base-T RJ45 single port (1x1) Tab-UP with or without LEDs integrated magnetics connector (ICM), designed to support applications, such as Network Interface Cards (NIC), LAN-on-Motherboard (LOM), and PC applications.



Features and Benefits:

- ☑ RoHS-5 peak wave solder temperature rating 235°C
- ☑ RoHS-6 peak wave solder temperature rating 260°C
- ☑ Suitable for CAT 5 and 6 Fast Ethernet cable or better UTP

Electrical Performance Summary:

- ☑ Meets IEEE 802.3 specification
- ☑ 350µH minimum OCL with 8mA bias current
- ☑ High performance for maximum EMI suppression

Electrical Specifications @ 25°C — Operating Temperature 0°C to +70°C

RoHS-5 Part No.	RoHS-6 Part No.	LEDs ¹ L/R	Insertion Loss TX/RX (dB)	Return Loss (dB TYP) 100 Ω (±15 Ω)					Crosstalk (dB TYP)			Common Mode Rejection (dB TYP)		Hipot (MIN) @60 Hz 1 MIN
				1-100 MHz	1-10 MHz	30 MHz	60-80 MHz	80-100 MHz	1-10 MHz	32-65 MHz	65-100 MHz	1-125 MHz	125-500 MHz	
JK0-0004	JK0-0004NL	G/G	-1.0	-20	-16	-12	-10	-40	-35	-30	-30	-20	1500 Vrms	
JK0-0014	JK0-0014NL	G/G	-1.0	-20	-16	-12	-10	-40	-35	-30	-30	-20	1500 Vrms	
JK0-0016	JK0-0016NL	Y-G/G	-1.0	-20	-16	-12	-10	-40	-35	-30	-30	-20	1500 Vrms	
JK0-0017	JK0-0017NL	NONE	-1.0	-20	-16	-12	-10	-40	-35	-30	-30	-20	1500 Vrms	
JK0-0018 ²	JK0-0018NL ²	NONE	-1.0	-20	-16	-12	-10	-40	-35	-30	-30	-20	1500 Vrms	
JK0-0036	JK0-0036NL	Y-G/G	-1.0	-20	-16	-12	-10	-40	-35	-30	-30	-20	1500 Vrms	
JK0654219	JK0654219NL	G/G	-1.0	-20	-16	-12	-10	-40	-35	-30	-30	-20	1500 Vrms	

Notes: 1. LEDs Left/Right: G = green; Y = yellow; Y-G = Bicolor. 2. JK0-0018 and JK0-0018NL is supplied without EMI tabs; refer to Mechanical drawing for explanation of EMI tabs. 3. RoHS-5 - Product does not contain 5 out of the 6 banned substances specified in the RoHS directive. Product contains lead in applications considered as solders. 4. RoHS-6 - Product does not contain 5 out of the 6 banned substances specified in the RoHS directive. Some internal connections may contain lead in high temperature solder (solder alloys containing more than 85% lead).

RJ45 Durability Testing Rating

Part Number	Mating Force (MAX)	Unmating Force (MAX)	Durability	Plug to Jack Retention (MIN)
JK Series	5 lbs./2.268 kgs.	5 lbs./2.268 kgs.	750 Insertions	20 lbs./9.072 kgs.

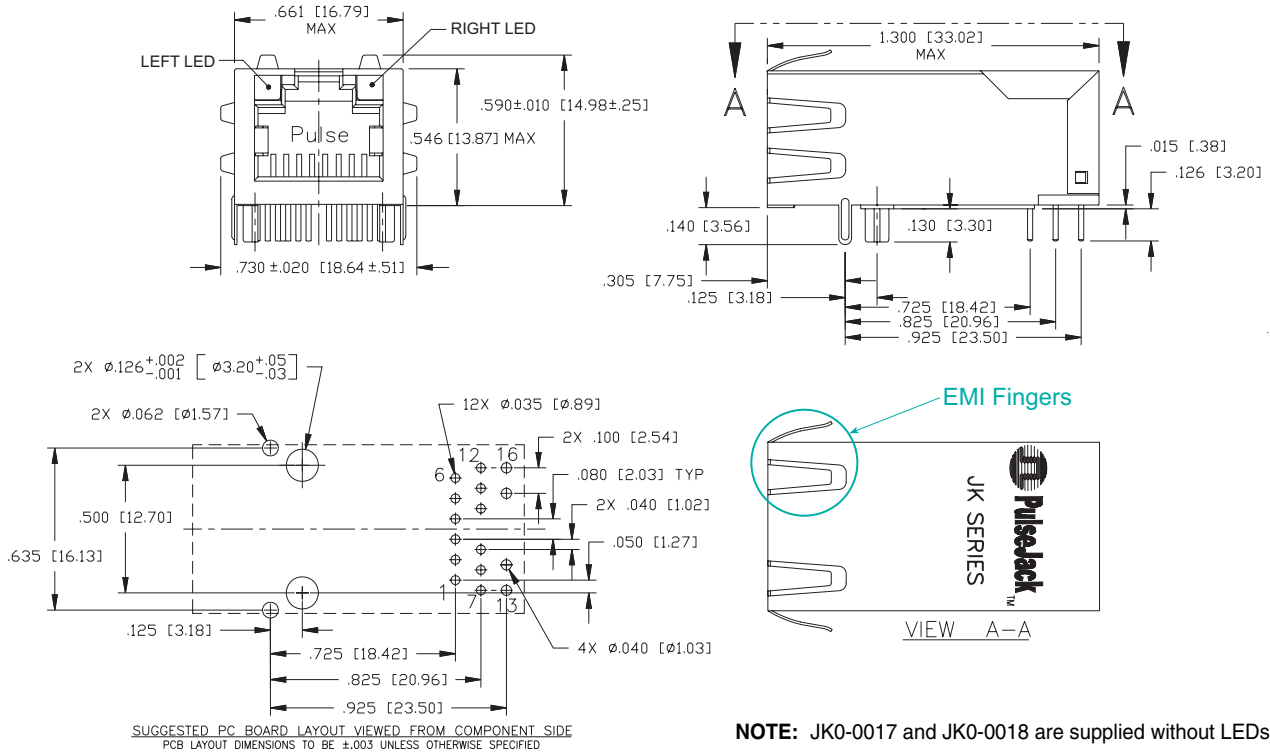
RJ45 Material Specification

Part Number	Shield		Contact			Housing		MSL ² Rating
	Material	Finish	Material	Plating Area	Solder Area ³	Material	Specification	
JK Series	Brass	20-40µ inches thick nickel over brass	Phosphor Bronze	15µ inches gold over 30-80µ inches nickel	75-300µ inches tin-lead over 75-300µ inches nickel	Thermoplastic	UL 94 V-0	1

Notes: 1. Connector dimensions comply with FCC dimension requirements. 2. MSL - Moisture Sensitivity Level class limits = 1 to 5 (Highest: 1; Lowest: 5). 3. NL parts are tin matte finish over nickel.

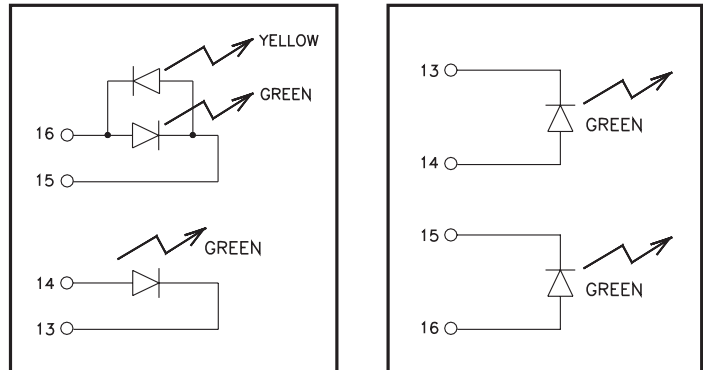
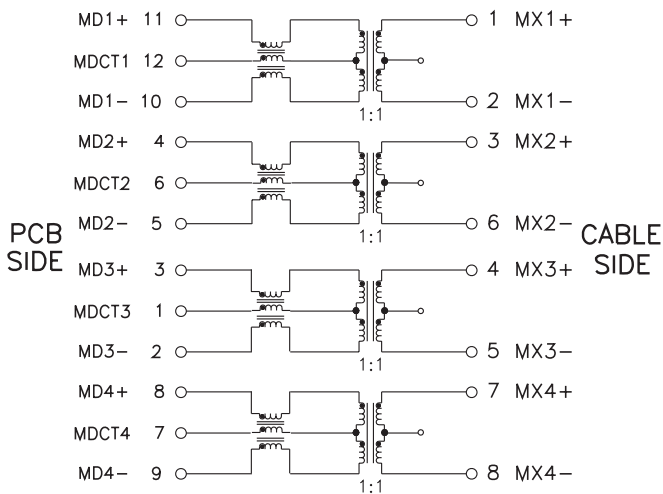
Mechanical

JK0-0004 / JK0-001X / JK0-0036 / JK0654219



Schematic

JK0-001X

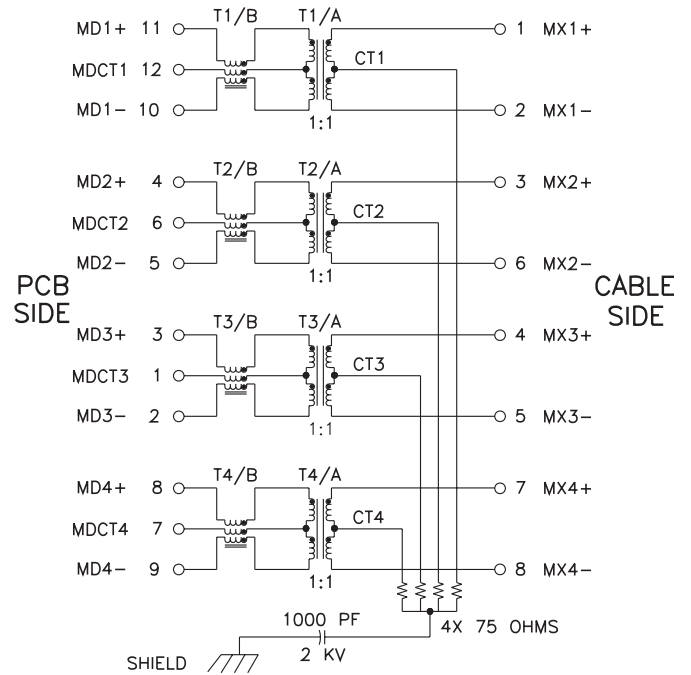
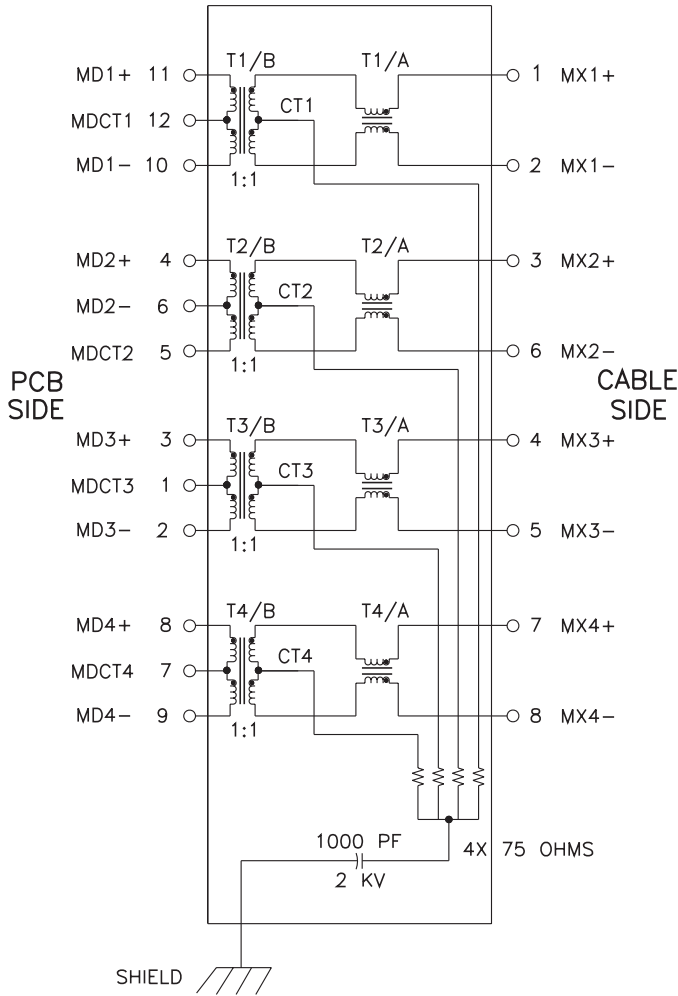


NOTE: JK0-0017 and JK0-0018 are supplied without LEDs.

Schematics

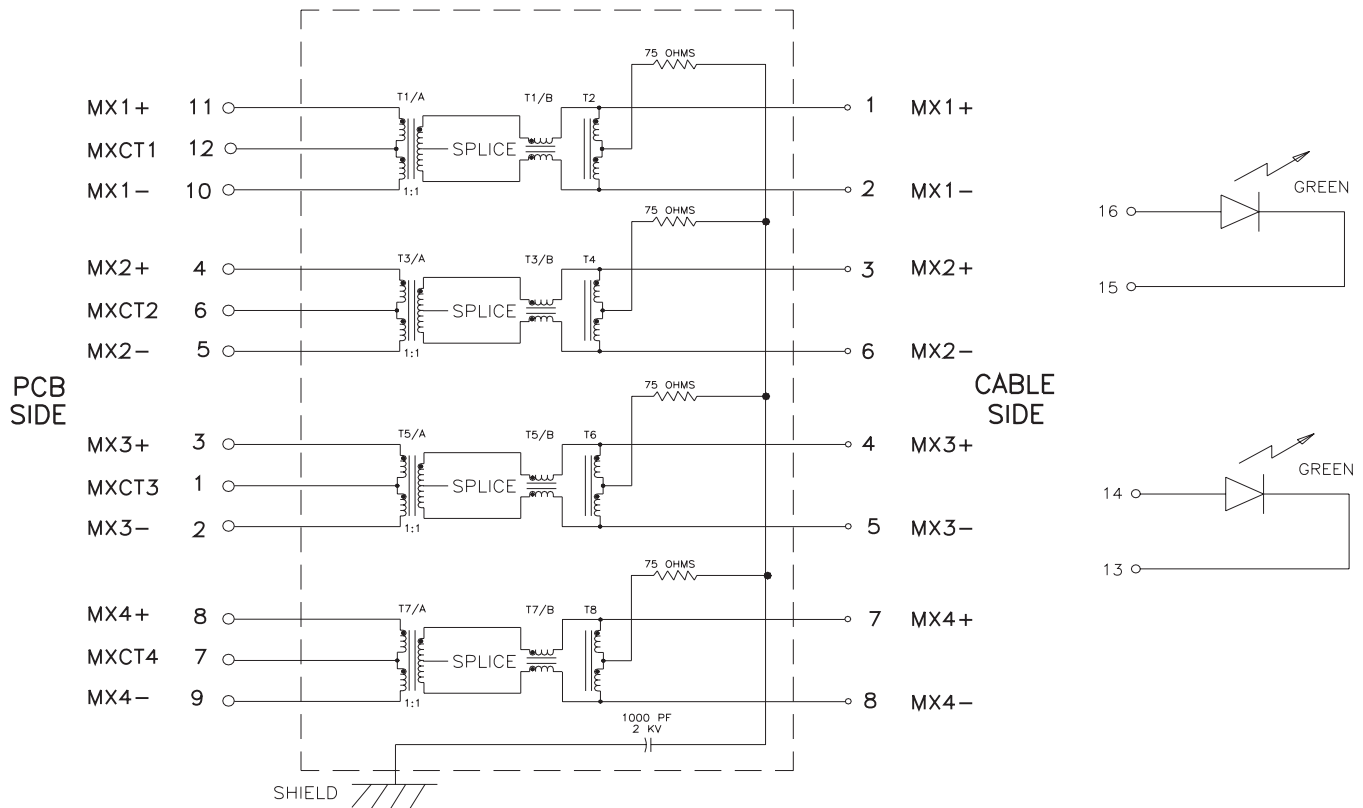
JK0-0004

JK0-0036



Schematics

JK0654219



For More Information:

Pulse Worldwide Headquarters

12220 World Trade Dr.
San Diego, CA 92128
U.S.A.

www.pulseeng.com

Tel: 858 674 8100

Fax: 858 674 8262

Pulse Europe

Einsteinstrasse 1
D-71083 Herrenberg
Germany

Tel: 49 7032 7806 0

Fax: 49 7032 7806 12

Pulse China Headquarters

B402, Shenzhen
Tech-Innovation International
Tenth Kejian Rd.
High-Tech Industrial Park
Nanshan District, Shenzhen
China

Tel: 86 755 33966678

Fax: 86 755 33966700

Pulse North China

Room 1503
XinYin Building
No. 888 YiShan Rd.
Shanghai 200233
China

Tel: 86 21 54643211/2

Fax: 86 21 54643210

Pulse South Asia

150 Kampong Ampat
#07-01/02
KA Centre
Singapore 368324

Tel: 65 6287 8998

Fax: 65 6280 0080

Pulse North Asia

No. 26
Kao Ching Rd.
Yang Mei Chen
Tao Yuan Hsien
Taiwan, R. O. C.

Tel: 886 3 4641811

Fax: 886 3 4641911

Performance warranty of products offered on this data sheet is limited to the parameters specified. Data is subject to change without notice. Other brand and product names mentioned herein may be trademarks or registered trademarks of their respective owners. © Copyright, 2007. Pulse Engineering, Inc. All rights reserved.