

## 阅读申明

- 1.本站收集的数据手册和产品资料都来自互联网，版权归原作者所有。如读者和版权方有任何异议请及时告之，我们将妥善解决。
- 2.本站提供的中文数据手册是英文数据手册的中文翻译，其目的是协助用户阅读，该译文无法自动跟随原稿更新，同时也可能存在翻译上的不当。建议读者以英文原稿为参考以便获得更精准的信息。
- 3.本站提供的产品资料，来自厂商的技术支持或者使用者的心得体会等，其内容可能存在描述上的差异，建议读者做出适当判断。
- 4.如需与我们联系，请发邮件到marketing@iczoom.com，主题请标有“数据手册”字样。

## Read Statement

1. The datasheets and other product information on the site are all from network reference or other public materials, and the copyright belongs to the original author and original published source. If readers and copyright owners have any objections, please contact us and we will deal with it in a timely manner.
2. The Chinese datasheets provided on the website is a Chinese translation of the English datasheets. Its purpose is for reader's learning exchange only and do not involve commercial purposes. The translation cannot be automatically updated with the original manuscript, and there may also be improper translations. Readers are advised to use the English manuscript as a reference for more accurate information.
3. All product information provided on the website refer to solutions from manufacturers' technical support or users the contents may have differences in description, and readers are advised to take the original article as the standard.
4. If you have any questions, please contact us at marketing@iczoom.com and mark the subject with "Datasheets" .

# AMPHENOL PART NUMBER CONFIGURATION

U 9 5 - Z 1 0 5 - X X X 1 - X X 1

**CAGE & CONNECTOR CONTACT PLATING**

4 = 0.76 µm MIN. GOLD OVER 1.27-3.81 µm OF NICKEL ON MATING AREA  
 0.381-1.52 µm OF MATTE TIN OVER 1.27-3.81 µm OF NICKEL ON PRESS FIT TAIL AREA.  
 Ni PLATING FOR CAGE  
 (RoHS COMPLIANT PER RoHS DIRECTIVE 2011/65/EU)

**OPTIONAL DUST COVER**

0 = WITHOUT DUST COVER  
 D = WITH DUST COVER

**VENT HOLES AND EMI COVER**

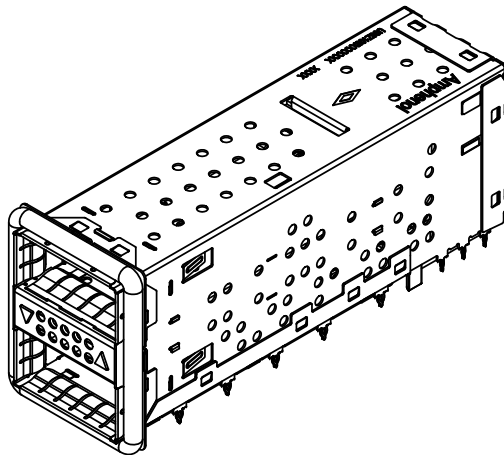
0 = WITH LARGE VENT HOLES & WITH EMI COVER  
 2 = WITH SMALL VENT HOLES & WITH EMI COVER  
 4 = WITH RECTANGULAR VENT HOLES & WITH EMI COVER

**EMI GASKET**

1 = CHOMERICS 1273 CONDUCTIVE ELASTOMER  
 2 = CHOMERICS S6305 CONDUCTIVE ELASTOMER

**OPTIONAL LIGHT PIPES**

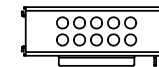
6 = WITH LIGHT PIPE (TRIANGULAR OUTLET)  
 LEFT ARROW POINTING BOTTOM PORT &  
 RIGHT ARROW POINTING TOP PORT  
 7 = WITHOUT LIGHT PIPE  
 8 = WITH LIGHT PIPE (REVERSED DIRECTION)  
 LEFT ARROW POINTING TOP PORT &  
 RIGHT ARROW POINTING BOTTOM PORT



REVISIONS			
REV	DESCRIPTION, ECN, EAR NO.	DATE	APP'D
D	Title Box Heading Modified	NOV 05/13	ZLJ
E	Vent hole update for U95-Z105-XXX1-X41	OCT 23/14	JS



VENT HOLE FOR PART NUMBER U95-Z105-XX71-X01



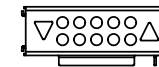
VENT HOLE FOR PART NUMBER U95-Z105-XX71-X21



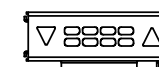
VENT HOLE FOR PART NUMBER U95-Z105-XX71-X41



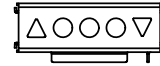
VENT HOLE FOR PART NUMBER U95-Z105-XX61-X01



VENT HOLE FOR PART NUMBER U95-Z105-XX61-X21



VENT HOLE FOR PART NUMBER U95-Z105-XX61-X41



VENT HOLE FOR PART NUMBER U95-Z105-XX81-X01



VENT HOLE FOR PART NUMBER U95-Z105-XX81-X21



VENT HOLE FOR PART NUMBER U95-Z105-XX81-X41

NOTES:

- MATERIAL  
 CAGE-PRESS FIT: COPPER ALLOY, NICKEL PLATED  
 CONNECTOR-PRESS FIT: PLASTIC HOUSING, FLAMMABILITY RATING UL94 V-0.  
 CONTACTS: PHOSPHOR BRONZE  
 PLATING OPTION: SEE AMPHENOL PART ON CONFIGURATION  
 EMI GASKET: CONDUCTIVE ELASTOMER  
 LIGHT PIPE: GE LEXAN, OPTICAL GRADE  
 DUST COVER (IF ORDERED) SHIPPED LOOSE



UNLESS SPECIFIED OTHERWISE	DRAWN	Alvin C	APR 18/13
PRIMARY UNITS	MILLIMETERS	CHECKED	ZLJ
SECONDARY	MILLIMETERS	M.E. APP'D	APR 18/13
REFERENCE IN PARENTHESES		Q.A. APP'D	
GENERAL TOLERANCES		DWG APP'D	
1 DECIMAL PLACE	±0.25	ENG. REL. NO.	
2 DECIMAL PLACES	±0.15	REF.	
ANGULAR DEGREES	±0.5°	THIRD ANGLE PROJECTION	DO NOT SCALE DRAWING

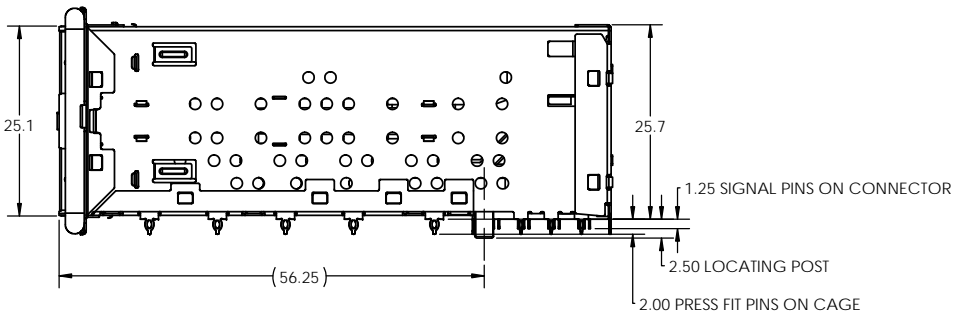
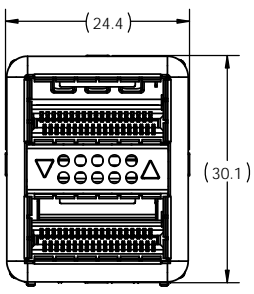
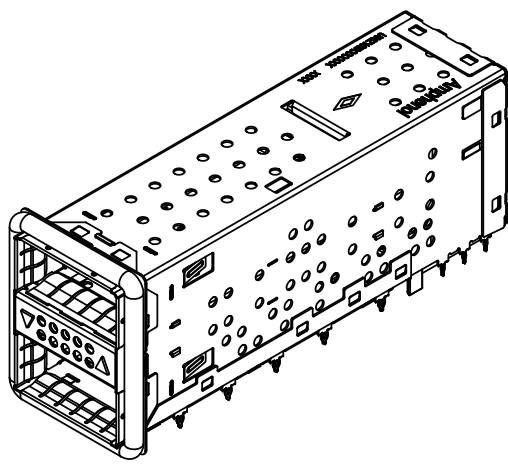
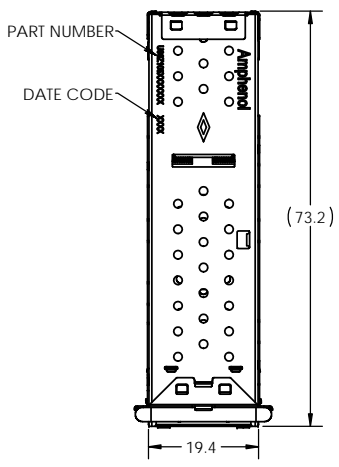
**Amphenol High Speed Interconnects**  
 A Division of Amphenol Corp. [www.amphenol-highspeed.com](http://www.amphenol-highspeed.com)

**UltraPort QSFP+ 2X1  
 STACKED COMBO  
 WITH EMI GASKET  
 4X25G**

DWG. NO. **P-U95-Z105-XXX1-XX1** REV **E**

CODE ID NO. **03554** DWG SIZE: **C** SCALE: **1:1** SHEET **1** OF **4**

REVISIONS			
REV	DESCRIPTION, ECN, EAR NO.	DATE	APP'D
D	Title Box Heading Modified	NOV 05/13	ZLJ
E	Vent hole update for U95-Z105-XX71-X41	OCT 23/14	JS



THIS DOCUMENT CONTAINS PROPRIETARY INFORMATION AND SUCH INFORMATION MAY NOT BE DISCLOSED TO OTHERS FOR ANY PURPOSE OR USED FOR MANUFACTURING PURPOSES WITHOUT WRITTEN PERMISSION FROM AMPHENOL CANADA CORP.

UNLESS SPECIFIED OTHERWISE	DRAWN	Alvin C	APR 18/13
PRIMARY UNITS	MILLIMETERS	CHECKED	ZLJ
SECONDARY	MILLIMETERS	M.E.	APP'D
REFERENCE IN PARENTHESES		Q.A.	APP'D
GENERAL TOLERANCES		DWG.	APP'D
1 DECIMAL PLACE	±0.25	ENG.	REL. NO.
2 DECIMAL PLACES	±0.15	REF.	
ANGULAR DEGREES	±0.5°	THIRD ANGLE PROJECTION	DO NOT SCALE DRAWING

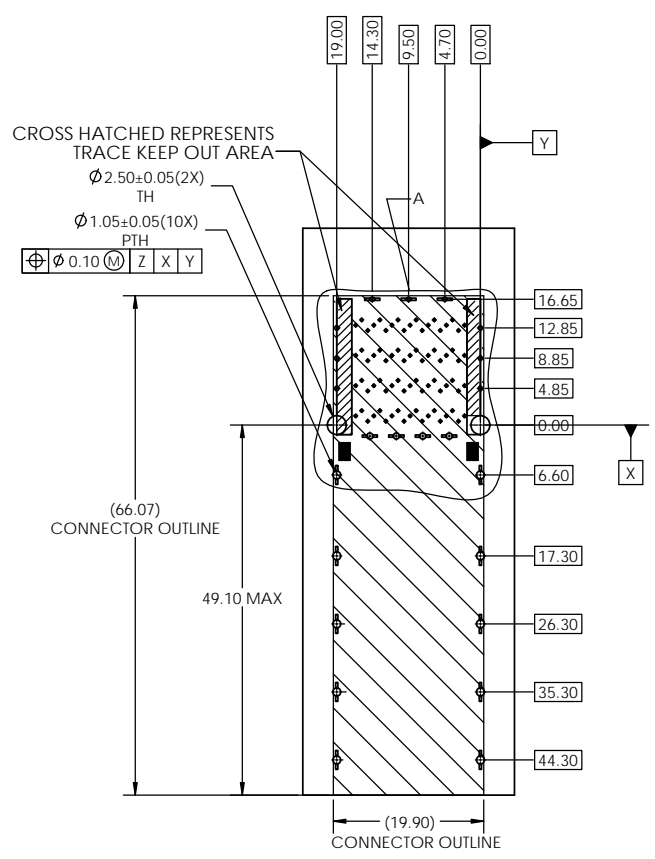
**Amphenol High Speed Interconnects**  
 A Division of Amphenol Corp. [www.amphenol-highspeed.com](http://www.amphenol-highspeed.com)

**UltraPort QSFP+ 2X1  
 STACKED COMBO  
 WITH EMI GASKET  
 4X25G**

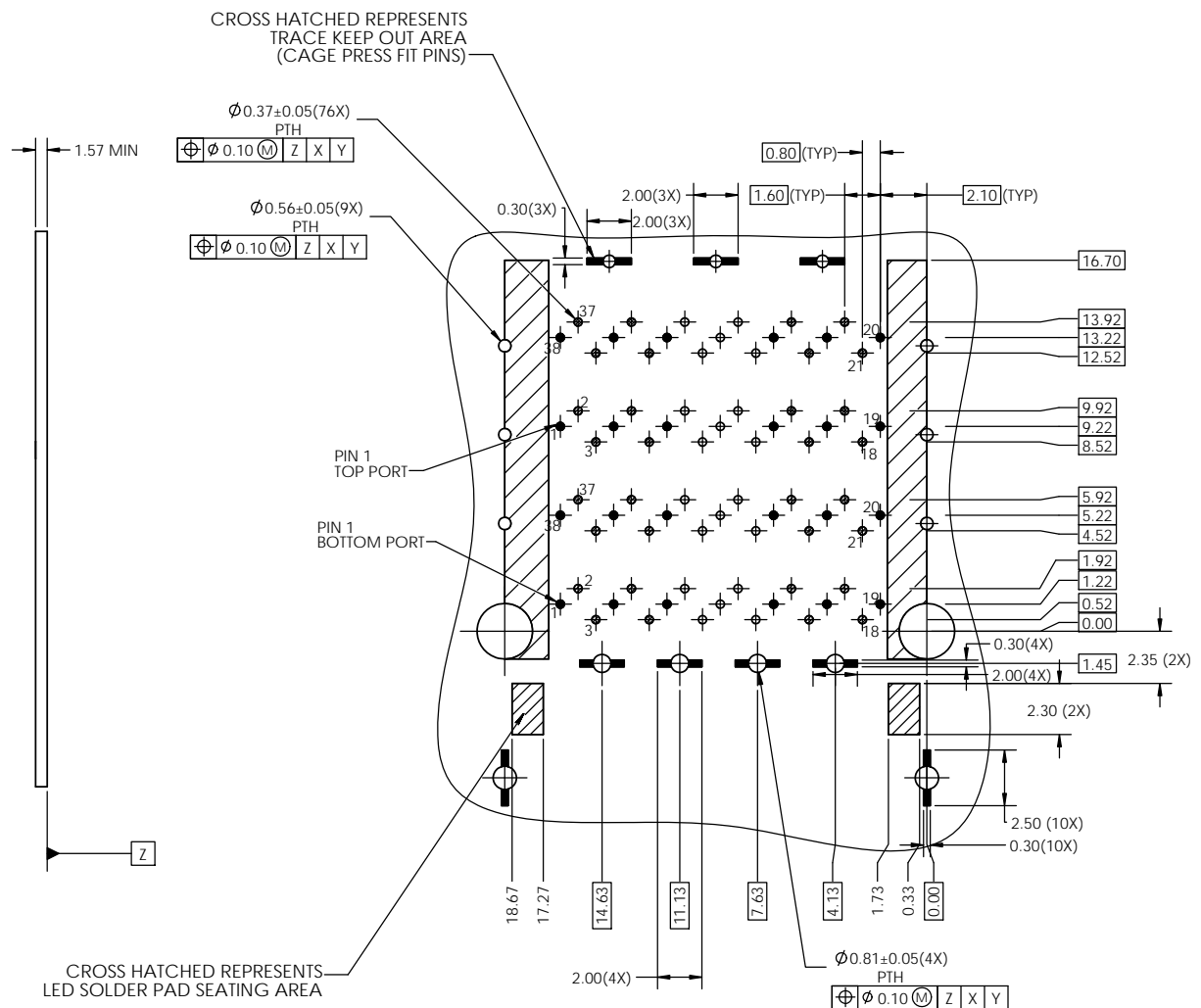
DWG. NO. **P-U95-Z105-XXX1-XX1** REV **E**

CODE ID NO. **03554** DWG SIZE: **C** SCALE: **1:1** SHEET **2** OF **4**

REVISIONS			
REV	DESCRIPTION, ECN, EAR NO.	DATE	APP'D
D	Title Box Heading Modified	NOV 05/13	ZLJ
E	Vent hole update for U95-Z105-XX71-X41	OCT 23/14	JS



RECOMMENDED PCB BOARD LAYOUT  
COMPONENT SIDE SHOWN



DETAIL A  
SCALE 6:1

THIS DOCUMENT CONTAINS PROPRIETARY INFORMATION AND SUCH INFORMATION MAY NOT BE DISCLOSED TO OTHERS FOR ANY PURPOSE OR USED FOR MANUFACTURING PURPOSES WITHOUT WRITTEN PERMISSION FROM AMPHENOL CANADA CORP.

UNLESS SPECIFIED OTHERWISE	DRAWN	Alvin C	APR 18/13
PRIMARY UNITS	MILLIMETERS	CHECKED	ZLJ
SECONDARY	MILLIMETERS	M.E. APP'D	
REFERENCE IN PARENTHESES		Q.A. APP'D	
GENERAL TOLERANCES		DWG APP'D	
1 DECIMAL PLACE	±0.25	ENG. REL. NO.	
2 DECIMAL PLACES	±0.15	REF.	
ANGULAR DEGREES	±0.5°	THIRD ANGLE PROJECTION	
		DO NOT SCALE DRAWING	

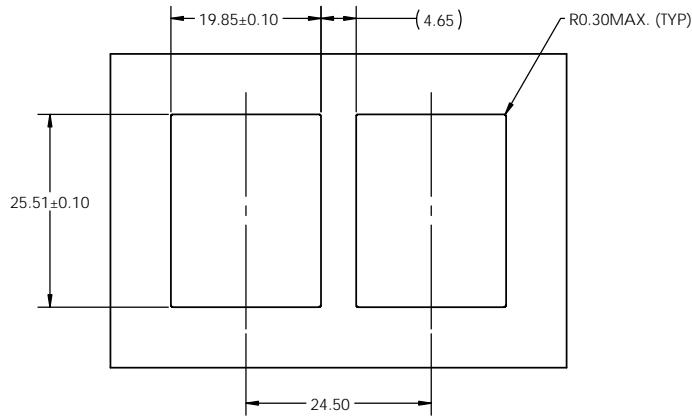
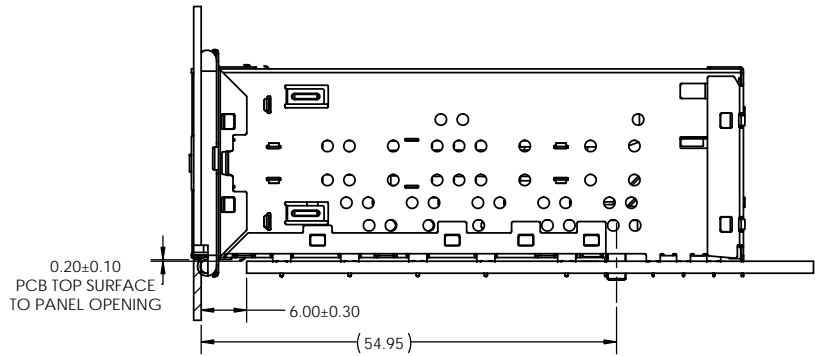
**Amphenol High Speed Interconnects**  
A Division of Amphenol Corp. [www.amphenol-highspeed.com](http://www.amphenol-highspeed.com)

**UltraPort QSFP+ 2X1  
STACKED COMBO  
WITH EMI GASKET  
4X25G**

DWG. NO. **P-U95-Z105-XXX1-XX1** REV **E**

CODE ID. NO. **03554** DWG. SIZE: **C** SCALE: **2:1** SHEET **3** OF **4**

REVISIONS			
REV	DESCRIPTION, ECN, EAR NO.	DATE	APP'D
D	Title Box Heading Modified	NOV 05/13	ZLJ
E	Vent hole update for U95-Z105-XX71-X41	OCT 23/14	JS



UNLESS SPECIFIED OTHERWISE	DRAWN	Alvin C	APR 18/13
PRIMARY UNITS	MILLIMETERS	CHECKED	ZLJ
SECONDARY	MILLIMETERS	M.E.	APP'D
REFERENCE IN PARENTHESES	Q.A.	APP'D	
GENERAL TOLERANCES	DWG.	APP'D	
1 DECIMAL PLACE	±0.25	ENG. REL. NO.	
2 DECIMAL PLACES	±0.15	REF.	
ANGULAR DEGREES	±0.5°	THIRD ANGLE PROJECTION	DO NOT SCALE DRAWING

<b>Amphenol High Speed Interconnects</b> A Division of Amphenol Corp. <a href="http://www.amphenol-highspeed.com">www.amphenol-highspeed.com</a>			
<b>UltraPort QSFP+ 2X1 STACKED COMBO WITH EMI GASKET 4X25G</b>			
DWG. NO.	P-U95-Z105-XXX1-XX1		REV E
CODE ID NO.	03554	DWG SIZE: C	SCALE: 1:1 SHEET 4 OF 4

THIS DOCUMENT CONTAINS PROPRIETARY INFORMATION AND SUCH INFORMATION MAY NOT BE DISCLOSED TO OTHERS FOR ANY PURPOSE OR USED FOR MANUFACTURING PURPOSES WITHOUT WRITTEN PERMISSION FROM AMPHENOL CANADA CORP.