

阅读申明

- 1.本站收集的数据手册和产品资料都来自互联网，版权归原作者所有。如读者和版权方有任何异议请及时告之，我们将妥善解决。
- 2.本站提供的中文数据手册是英文数据手册的中文翻译，其目的是协助用户阅读，该译文无法自动跟随原稿更新，同时也可能存在翻译上的不当。建议读者以英文原稿为参考以便获得更精准的信息。
- 3.本站提供的产品资料，来自厂商的技术支持或者使用者的心得体会等，其内容可能存在描述上的差异，建议读者做出适当判断。
- 4.如需与我们联系，请发邮件到marketing@iczoom.com，主题请标有“数据手册”字样。

Read Statement

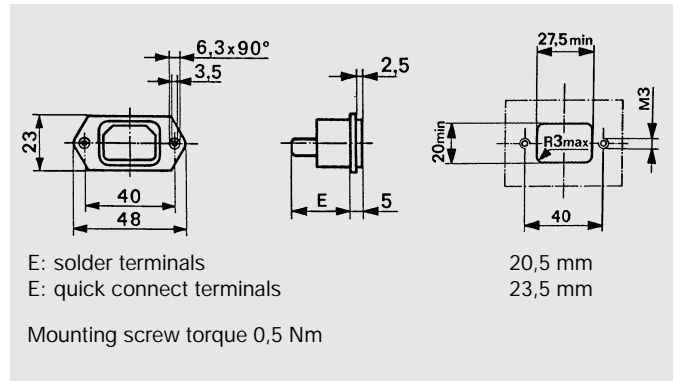
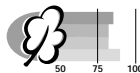
1. The datasheets and other product information on the site are all from network reference or other public materials, and the copyright belongs to the original author and original published source. If readers and copyright owners have any objections, please contact us and we will deal with it in a timely manner.
2. The Chinese datasheets provided on the website is a Chinese translation of the English datasheets. Its purpose is for reader's learning exchange only and do not involve commercial purposes. The translation cannot be automatically updated with the original manuscript, and there may also be improper translations. Readers are advised to use the English manuscript as a reference for more accurate information.
3. All product information provided on the website refer to solutions from manufacturers' technical support or users the contents may have differences in description, and readers are advised to take the original article as the standard.
4. If you have any questions, please contact us at marketing@iczoom.com and mark the subject with "Datasheets" .

**Appliance inlet
Type 6100-3, 6102-3**

Screw-on mounting from front or rear
Solder terminals or Quick connect terminals
Pin temperature 70 °C
Protection classes I and II



C 14 (6100) 70 °C
C 18 (6102) 70 °C

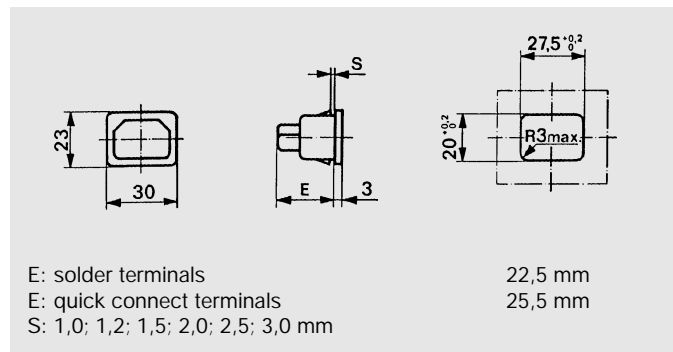
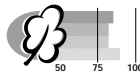


**Appliance inlet
Type 6100-4, 6102-5**

Snap-in mounting from front
Solder terminals or Quick connect terminals
Pin temperature 70 °C
Protection classes I and II



C 14 (6100) 70 °C
C 18 (6102) 70 °C



Technical data:

- Rated current/voltage: 10 A/250 VAC
- Insulation resistance: > 10 MΩ (500 VDC, 1 Min.)
- Dielectric strength: 2 kV (50 Hz, 1 Min.), to accessible surfaces
- Material:
 - Socket: thermoplastic, black, UL 94V-0

Standards

Protection class I
IEC/EN 60320-1/C14

Protection class II
IEC/EN 60320-1/C18

Approvals

- SEV (10 A / 250 VAC)
- VDE (10 A / 250 VAC / 6100-3/6102-3)
- VDE (10 A / 250 VAC / 6100-4/6102-5)
- SEMKO (10 A / 250 VAC)
- UL (15 A / 250 VAC)
- CSA (15 A / 250 VAC)

Order Numbers

Screw-on mounting Protection class I		Snap-in mounting Protection class I		Terminals
Protection class II		Protection class II		
6100.3100	6102.3100*	6100.41XX	6102.51XX	Solder terminals 3,5 x 0,8 mm
6100.3200	6102.3200*	6100.42XX	6102.52XX	Quick connect terminals 4,8 x 0,8 mm
6100.3300	6102.3300*	6100.43XX	6102.53XX	Quick connect terminals 6,3 x 0,8 mm

Rivet mount types available on request
Therefore change the fifth digit in the order number from a "3" to a "9" (e.g. 6100.9300)

*XX" panel thickness (s) in 1/10 mm
10, 12, 15, 20, 25, 30
e.g. 6100.4315 for 1,5 mm

* Minimum order quantity for rivet mount types required

Cord retaining clamp and insulation cover see page 169