

## 阅读申明

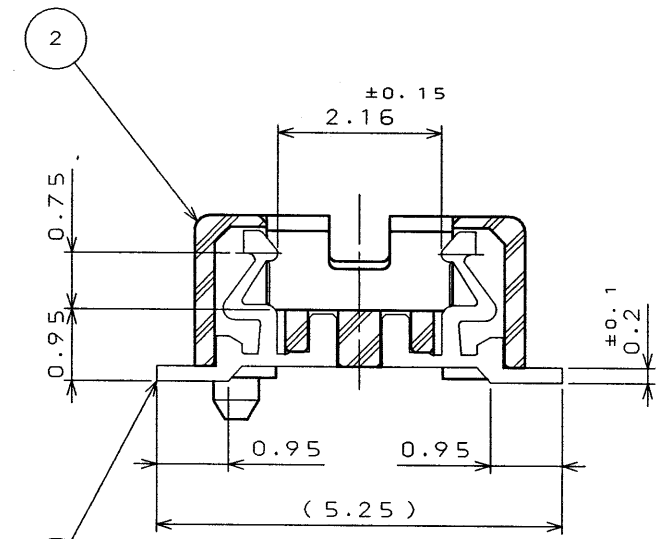
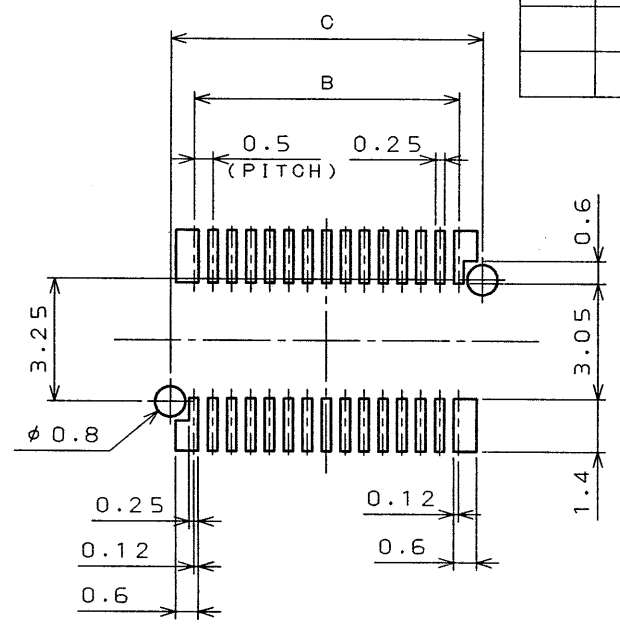
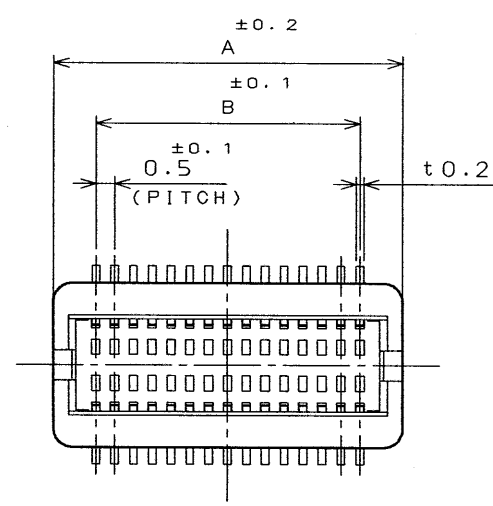
- 1.本站收集的数据手册和产品资料都来自互联网，版权归原作者所有。如读者和版权方有任何异议请及时告之，我们将妥善解决。
- 2.本站提供的中文数据手册是英文数据手册的中文翻译，其目的是协助用户阅读，该译文无法自动跟随原稿更新，同时也可能存在翻译上的不当。建议读者以英文原稿为参考以便获得更精准的信息。
- 3.本站提供的产品资料，来自厂商的技术支持或者使用者的心得体会等，其内容可能存在描述上的差异，建议读者做出适当判断。
- 4.如需与我们联系，请发邮件到marketing@iczoom.com，主题请标有“数据手册”字样。

## Read Statement

1. The datasheets and other product information on the site are all from network reference or other public materials, and the copyright belongs to the original author and original published source. If readers and copyright owners have any objections, please contact us and we will deal with it in a timely manner.
2. The Chinese datasheets provided on the website is a Chinese translation of the English datasheets. Its purpose is for reader's learning exchange only and do not involve commercial purposes. The translation cannot be automatically updated with the original manuscript, and there may also be improper translations. Readers are advised to use the English manuscript as a reference for more accurate information.
3. All product information provided on the website refer to solutions from manufacturers' technical support or users the contents may have differences in description, and readers are advised to take the original article as the standard.
4. If you have any questions, please contact us at marketing@iczoom.com and mark the subject with "Datasheets" .

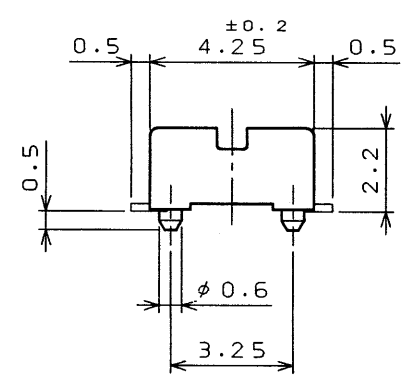
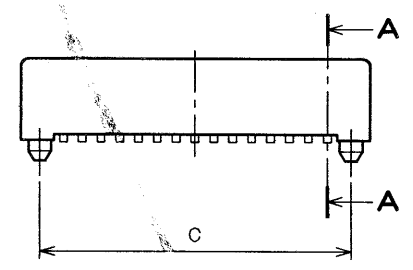
SJ031443  
(DRAWING NO.)

SYM. 版数	DCN NO.	DESCRIPTION 変更内容	DATE 年月日	DRAWN 製図	CHECKED 担当	APP'D 査閲	APP'D 承認

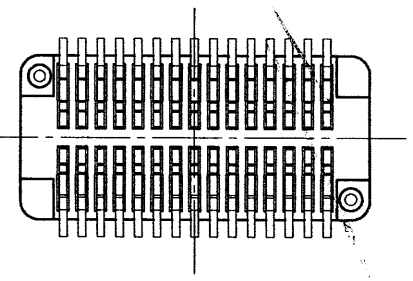


APPLICABLE P.C.B. DIMENSION (REF.)  
基板取付寸法 (参考)

SECT. A-A  
(SCALE 10:1)



NO. OF CONTACTS	A	B	C
20	6.75	4.5	5.75
30	9.25	7	8.25
40	11.75	9.5	10.75
50	14.25	12	13.25
60	16.75	14.5	15.75
70	19.25	17	18.25
80	21.75	19.5	20.75
100	26.75	24.5	25.75



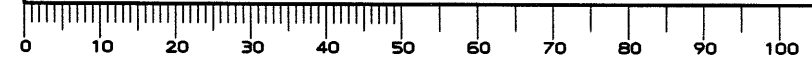
NOTE 1. · WITHOUT BOSS : IL-312-A\*\*S-VF-A1  
· WITH BOSS : IL-312-A\*\*SB-VF-A1

注 1. · ボス無し品名 : IL-312-A\*\*S-VF-A1  
· ボス有り品名 : IL-312-A\*\*SB-VF-A1

2	INSULATOR インシュレータ	1	HEAT RESISTING PLASTICS 耐熱性プラスチック	UL94V-0 COLOR:BLACK 色相:黒	
1	CONTACT コンタクト	N	COPPER ALLOY 銅合金	GOLD PLATING Auメッキ	
ITEM 符号	DESCRIPTION 名称	Q'TY 個数	MATERIAL 材料	FINISH 仕上	REMARKS 備考
仕様書 (REFERENCE DOCUMENT)		第1版 (DATE) 13. Nov. '96	尺度 (SCALE) 5:1		
公差 (GENERAL TOLERANCE)		製図 (DR.)	名称 (TITLE) IL-312-A**S* -VF-A1		
寸法 (DIMENSION)		担当 (CHK.) T.MASUMOTO	シリーズ (SERIES) IL-312		
角度 (ANGLES)		査閲 (APP.) 承認 (APP.)	図面番号 (DRAWING NO.) SJ031443		
·	±0.8	×° ±			版数 (SYM.) 1
·×	±0.4	×°× ±			
·××	±0.1				
·×××	±				

THIS DRAWING CONTAINS INFORMATION THAT IS PROPRIETARY TO JAE AND SHOULD NOT BE USED WITHOUT WRITTEN PERMISSION.  
本図面は日本航空電子工業(株)の所有する情報を含むもので当社の許可なく複製を禁止する。

DOF-C-212B(96.03)



SIZE A3  
CMP 11047