

阅读申明

- 1.本站收集的数据手册和产品资料都来自互联网，版权归原作者所有。如读者和版权方有任何异议请及时告之，我们将妥善解决。
- 2.本站提供的中文数据手册是英文数据手册的中文翻译，其目的是协助用户阅读，该译文无法自动跟随原稿更新，同时也可能存在翻译上的不当。建议读者以英文原稿为参考以便获得更精准的信息。
- 3.本站提供的产品资料，来自厂商的技术支持或者使用者的心得体会等，其内容可能存在描述上的差异，建议读者做出适当判断。
- 4.如需与我们联系，请发邮件到marketing@iczoom.com，主题请标有“数据手册”字样。

Read Statement

1. The datasheets and other product information on the site are all from network reference or other public materials, and the copyright belongs to the original author and original published source. If readers and copyright owners have any objections, please contact us and we will deal with it in a timely manner.
2. The Chinese datasheets provided on the website is a Chinese translation of the English datasheets. Its purpose is for reader's learning exchange only and do not involve commercial purposes. The translation cannot be automatically updated with the original manuscript, and there may also be improper translations. Readers are advised to use the English manuscript as a reference for more accurate information.
3. All product information provided on the website refer to solutions from manufacturers' technical support or users the contents may have differences in description, and readers are advised to take the original article as the standard.
4. If you have any questions, please contact us at marketing@iczoom.com and mark the subject with "Datasheets" .



Board-to-Board Connectors

Socket side: **WP3 - S###VA1 - R6000**
Pin side: **WP3 - P###VA1 - R6000**

Orderable in Reels of 6000

Socket side: **WH1S###WA1-E6000**
Pin side: **WH1P###WA1-E6000**

Orderable in Reels of 6000

Receptacle: **KX14 - ##K 2 DE**

Stack Height:
2, 5, 8mm

Straight Plug: **KX15 - ##K 3 DE**

Stack Height:
2, 4mm

R/A Plug: **KX15 - ##K L DLE**

Right angle

For pin counts below 30

Socket side: **WP7A - S###VA1 - R6000**
Pin side: **WP7 - P###VA1 - R6000**

For pin counts above 30

Socket side: **WP7B - S###VA1 - R6000**
Pin side: **WP7B - P###VA1 - R6000**

Orderable in Reels of 6000

Socket side: **AA01A - S###VA1 - R3000**
Pin side: **AA01A - P###VA1 - R3000**

Orderable in Reels of 3000

Receptacle: **KX24 - ###R - LT - H1**
Plug: **KX25 - ###P - LT - H1**

LT: Right-angle
6ST: Straight

H: Hook pin

Socket side: **WR - ###S - VF - N1**

B: Positioning Boss
H05: +0.5mm
H30: +3.0mm

Vert Pin side: **WR - ###P - VF - N1**

B: Positioning Boss
50: +1.0mm
60: +2.0mm

R/A Pin side: **WR - ###P - HF - HD - A1E**

Receptacle: **TX24 - ###R - LT - H1E**
Plug: **TX25 - ###P - LT - H1E**










Stacking Height:
Receptacle:
6, 10, 12mm
Plug:
6, 8, 12mm
*Right-angle leave blank

H: Hook pin
N: No hook pin

LT: Right angle
ST: Straight

Socket side: **WP9 - S###VA1 - R6000**
Pin side: **WP9 - P###VA1 - R6000**

Orderable in Reels of 6000

Series	WP3	WP7	WP9	WH1	AA01A	WR	KX14/15	KX24/25	TX24/25
Photo									
Pitch	0.4mm	0.4mm	0.4mm	0.4mm	0.5mm	0.5mm	0.8mm	0.8mm	1.27mm
Stacking Heights	1.0mm	0.7mm	0.8mm	1.0mm	1.5mm	4.0, 4.5, 5.0, 5.5, 6.0, 6.5, 7.0, 8.0, 9.0mm	5.0, 6.0, 8.0, 9.0, 11.0, 12.0mm	N/A	12.0-24.0mm (±2.0mm)
Pin Count (Parallel)	16,20,22,24, 30,36,40,42, 50, 64,70,80	10,20,26,30, 50,70	10,14,20,24, 30,32	24,30,40,50	10,30,40,60	20,30,40,50, 60,70,80,100, 120,160	20,30,40,50 60,70,80	80,100,120, 140,180 (coplanar)	30,40,50, 60, 80,100,120
Pin Count (Right Angle)	N/A	N/A	N/A	N/A	N/A	30,40,50,60, 70,80,120	20,30,40,50, 60,70,80	80,100,120, 140,180	30,40,44,50, 60,80,100,120
Board Mount	SMT	SMT	SMT	SMT	SMT	SMT	SMT	Thru-hole	Thru-hole
Current Rating	0.4A	0.2A	0.3A	0.4A	0.2A	0.3A	0.5A	0.5A	1.0A
Voltage Rating	50VAC 50VDC	50VAC 50VDC	50VAC 50VDC	50VAC 50VDC	50VAC 50VDC	200VAC 300VDC	200VAC 300VDC	200VAC	250VAC
Durability	50 cycles	50 cycles	50 cycles	50 cycles	30 cycles	500 cycles	500 cycles	500 cycles	500 cycles
Features	High retention force.	High retention force for low pin counts and low insertion force for high pin counts.	Small connector width helps reduce board mounting space.	Two point contact to resist twisting stress.	Dual mating contact.	9 different vertical stack heights.	Mating guide for orientating contacts. Key to prevent mismatching.	Robust mating guide. Click response when mated.	Ribbon type contacts ensures reliable electrical continuity.