

## 阅读申明

- 1.本站收集的数据手册和产品资料都来自互联网，版权归原作者所有。如读者和版权方有任何异议请及时告之，我们将妥善解决。
- 2.本站提供的中文数据手册是英文数据手册的中文翻译，其目的是协助用户阅读，该译文无法自动跟随原稿更新，同时也可能存在翻译上的不当。建议读者以英文原稿为参考以便获得更精准的信息。
- 3.本站提供的产品资料，来自厂商的技术支持或者使用者的心得体会等，其内容可能存在描述上的差异，建议读者做出适当判断。
- 4.如需与我们联系，请发邮件到marketing@iczoom.com，主题请标有“数据手册”字样。

## Read Statement

1. The datasheets and other product information on the site are all from network reference or other public materials, and the copyright belongs to the original author and original published source. If readers and copyright owners have any objections, please contact us and we will deal with it in a timely manner.
2. The Chinese datasheets provided on the website is a Chinese translation of the English datasheets. Its purpose is for reader's learning exchange only and do not involve commercial purposes. The translation cannot be automatically updated with the original manuscript, and there may also be improper translations. Readers are advised to use the English manuscript as a reference for more accurate information.
3. All product information provided on the website refer to solutions from manufacturers' technical support or users the contents may have differences in description, and readers are advised to take the original article as the standard.
4. If you have any questions, please contact us at marketing@iczoom.com and mark the subject with "Datasheets" .

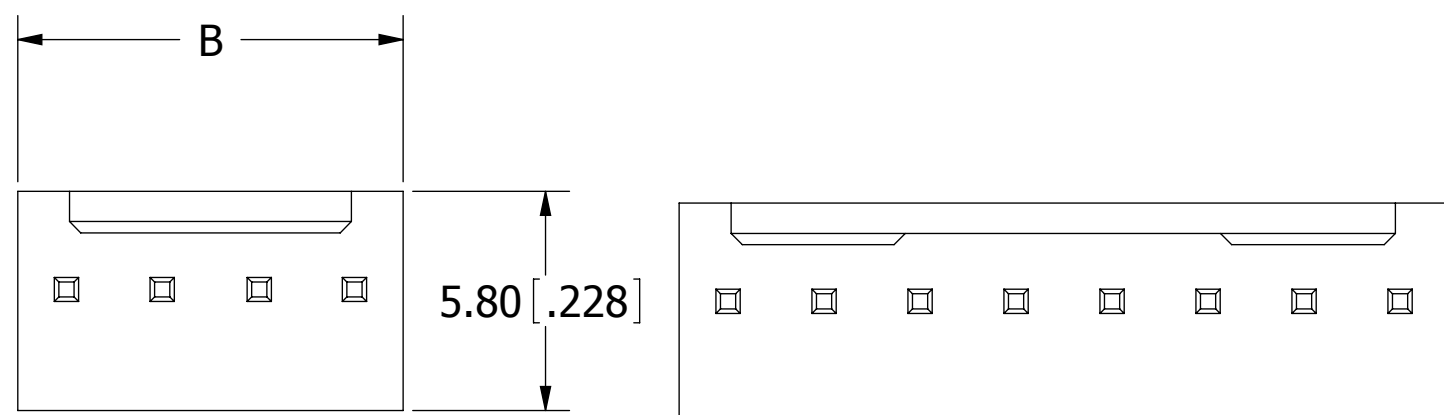
# PART NUMBER CODING

## SWR25X-NRTC-S\_\_-ST-BA

**NUMBER OF POSITIONS**

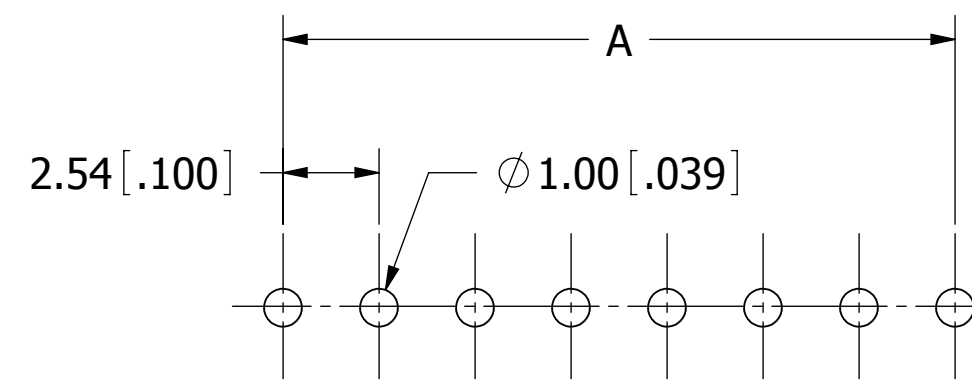
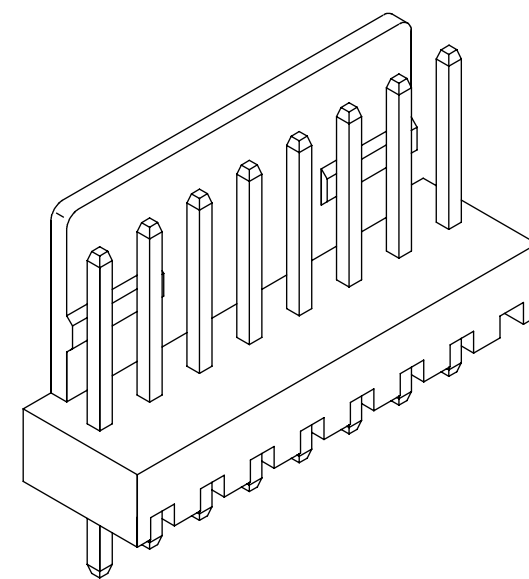
(CONTACTS PER ROW, 02 TO 20)

REVISIONS				
REV.	ECO. NO	DESCRIPTION	DATE	BY
A	2237	INITIAL RELEASE	05/23/2011	LH

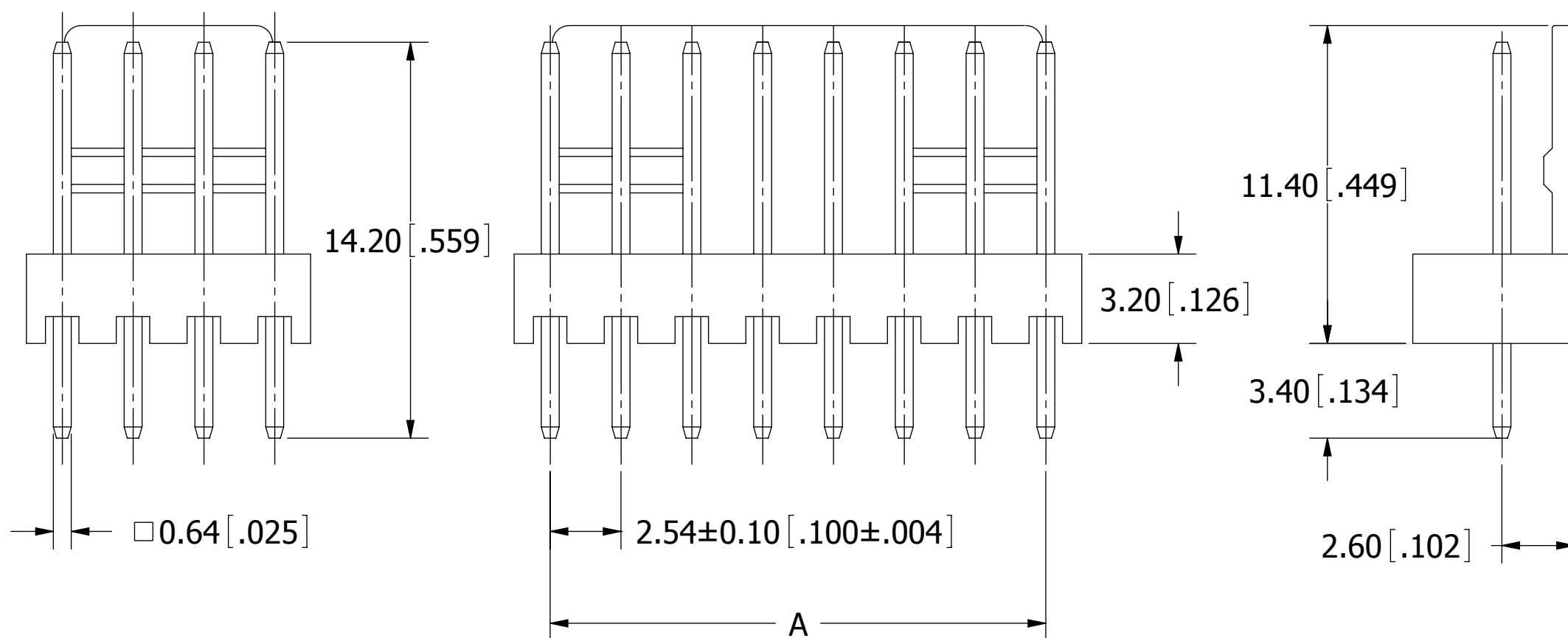


**02 - 05 POSITIONS**

**06 - 20 POSITIONS**




**RECOMMENDED PCB LAYOUT**



**NOTES:**

- INSULATOR MATERIAL: NYLON 66, UL94V-2, COLOR: BEIGE.
- CONTACT MATERIAL: BRASS.
- CONTACT PLATING: .000020" MIN. NICKEL UNDERPLATE, PURE TIN, BRIGHT OVERALL.
- CURRENT RATING: 5 AMPS PER CONTACT.
- VOLTAGE RATING: 250V AC/DC.
- INSULATOR RESISTANCE: 1000 MEGOHMS MIN.
- CONTACT RESISTANCE: 20 MILLIOHMS MAX.
- DIELECTRIC WITHSTANDING VOLTAGE: 1000V AC.
- OPERATING TEMPERATURE: -25° C TO +85° C.
- MATES WITH SWH25X SERIES SINGLE ROW HOUSING.



**RoHS COMPLIANT**

Part Number	Positions/ Contacts	A		B	
		MM	INCH	MM	INCH
SWR25X-NRTC-S02-ST-BA	02/02	2.54	0.100	5.12	0.202
SWR25X-NRTC-S03-ST-BA	03/03	5.08	0.200	7.66	0.302
SWR25X-NRTC-S04-ST-BA	04/04	7.62	0.300	10.20	0.402
SWR25X-NRTC-S05-ST-BA	05/05	10.16	0.400	12.74	0.502
SWR25X-NRTC-S06-ST-BA	06/06	12.70	0.500	15.30	0.602
SWR25X-NRTC-S07-ST-BA	07/07	15.24	0.600	17.94	0.706
SWR25X-NRTC-S08-ST-BA	08/08	17.78	0.700	20.48	0.806
SWR25X-NRTC-S09-ST-BA	09/09	20.32	0.800	23.02	0.906
SWR25X-NRTC-S10-ST-BA	10/10	22.86	0.900	25.58	1.007
SWR25X-NRTC-S11-ST-BA	11/11	25.40	1.000	28.12	1.107
SWR25X-NRTC-S12-ST-BA	12/12	27.94	1.100	30.68	1.208
SWR25X-NRTC-S13-ST-BA	13/13	30.48	1.200	33.10	1.303
SWR25X-NRTC-S14-ST-BA	14/14	33.02	1.300	35.80	1.409
SWR25X-NRTC-S15-ST-BA	15/15	35.56	1.400	38.34	1.509
SWR25X-NRTC-S16-ST-BA	16/16	38.10	1.500	40.94	1.612
SWR25X-NRTC-S17-ST-BA	17/17	40.64	1.600	43.30	1.705
SWR25X-NRTC-S18-ST-BA	18/18	43.18	1.700	45.90	1.807
SWR25X-NRTC-S19-ST-BA	19/19	45.72	1.800	48.56	1.912
SWR25X-NRTC-S20-ST-BA	20/20	48.26	1.900	50.80	2.000

UNLESS OTHERWISE SPECIFIED: DIMENSIONS ARE IN MM[INCHES]	DRAWN	DATE	NAME	
		05/23/2011	LH	
TOLERANCES: ANGULAR: X = ± 0.3 [01] .XX = ± 0.30 [012]	<small>THE INFORMATION HEREIN CONTAINS PROPRIETARY INFORMATION OF SULLINS ELECTRONICS AND IS NOT TO BE REPRODUCED, USED OR DISCLOSED TO OTHERS FOR ANY PURPOSE EXCEPT AS SPECIFICALLY AUTHORIZED IN WRITING BY AN OFFICER OF SULLINS ELECTRONICS.</small>			
	TITLE: WAFER 2.54mm[.100"] CC, 1 ROW, ST PART NUMBER: SWR25X-NRTC-S__-ST-BA			
INTERPRET DIMENSIONS AND TOLERANCING PER: ASME Y14.5M-2009		SIZE: C CAGE CODE: 54453 SCALE: 15:1	DWG. NO.: 11633 SHEET 1 OF 1	REV: A