

阅读申明

- 1.本站收集的数据手册和产品资料都来自互联网，版权归原作者所有。如读者和版权方有任何异议请及时告之，我们将妥善解决。
- 2.本站提供的中文数据手册是英文数据手册的中文翻译，其目的是协助用户阅读，该译文无法自动跟随原稿更新，同时也可能存在翻译上的不当。建议读者以英文原稿为参考以便获得更精准的信息。
- 3.本站提供的产品资料，来自厂商的技术支持或者使用者的心得体会等，其内容可能存在描述上的差异，建议读者做出适当判断。
- 4.如需与我们联系，请发邮件到marketing@iczoom.com，主题请标有“数据手册”字样。

Read Statement

1. The datasheets and other product information on the site are all from network reference or other public materials, and the copyright belongs to the original author and original published source. If readers and copyright owners have any objections, please contact us and we will deal with it in a timely manner.
2. The Chinese datasheets provided on the website is a Chinese translation of the English datasheets. Its purpose is for reader's learning exchange only and do not involve commercial purposes. The translation cannot be automatically updated with the original manuscript, and there may also be improper translations. Readers are advised to use the English manuscript as a reference for more accurate information.
3. All product information provided on the website refer to solutions from manufacturers' technical support or users the contents may have differences in description, and readers are advised to take the original article as the standard.
4. If you have any questions, please contact us at marketing@iczoom.com and mark the subject with "Datasheets" .

This document is the property of Amphenol Corporation and is delivered on the express condition that is not to be disclosed, reproduced or used, in whole or in part, for manufacture or sale by anyone other than Amphenol Corporation without its prior consent, and that no right is granted to disclose or to use any information in this document.

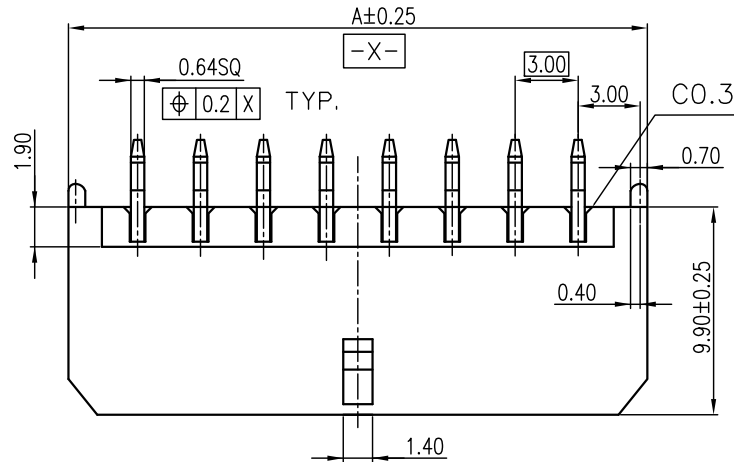
The marking on this product doesn't contain environmental hazardous materials per Material Specification 55-00259 for Sony GP compliant or per directive 2011/65/EC for RoHS compliant.



ORIGINAL



REVISIONS				
SYM	ECN No.	DESCRIPTION	DATE	APPROVED
A		RELEASE FOR RoHS	07/04/2006	Armstrong Kao
B	NE-06295	MODIFIED DRAWING	09/06/2006	Edward Wu
C	NE-09209	MODIFIED DRAWING	12/30/2009	Arron Lin
D	NE-10003	MODIFIED DRAWING	01/07/2010	Arron Lin
E	NE-10028	ADD LOCK KEY DIMENSION	03/04/2010	Roger Tsai
F	NE-11043	MODIFIED DRAWING	03/28/2010	Arron Lin
A1	NE-11069	ADD PLATING OPTIONS AND POS P/N INTO DRAWING	06/07/2011	Arron Lin
B1	NE-11120	MODIFY THE DESCRIPTION	09/02/2011	Arron Lin
C1	NE-12012	ADDED POST DIM. 0.95	01/31/2012	Arron Lin
D1	NE-12023	DIMENSION 1.98 CHANGED TO 2.05mm	02/21/2012	Arron Lin
E1	NE-12113	REMOVE 2 POS OPTIONS AND UPDATE PACKING QUANTITY.	07/04/2012	Arron Lin
F1	NE-13034	MODIFY PLATING TO OVERALL	03/13/2013	Arron Lin
A2	NE-13197	ADDED DIM & UPDATE FINISH NOTE	12/06/2013	Arron Lin
B2	NE-15054	ADD 2PIN AND UPDATE PACKING	04/29/2015	Roger Tsai

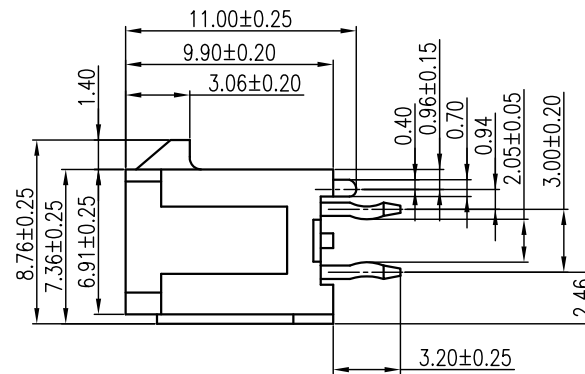
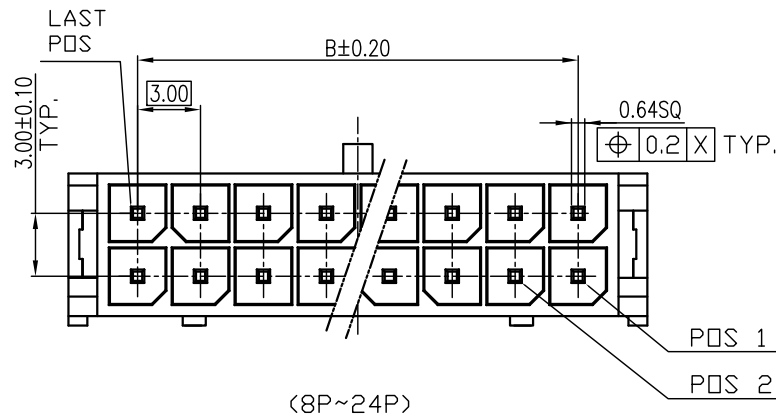


PART NO. G881AXX1X2TEU
No. OF CIRCUIT

CONTACT FINISH
0: Tin (OVERALL)
1: FLASH GOLD (OVERALL)
2: 15 u" GOLD
3: 30 u" GOLD

NOTE:

- INSULATOR: HIGH TEMP. THERMOPLASTIC, LCP, UL 94V-0, COLOR: BLACK.
- CONTACT MATERIAL: COPPER ALLOY;
- FINISH:
CONTACT: SELECTIVE PLATING. ;
SOLDERING AREA: MATTE TIN 100u" MIN. OR GOLD PLATING;
UNDER PLATING: NICKEL PLATING 50 μ" THICKNESS MIN. OVERALL.
- THIS PRODUCT DOESN'T ENVIRONMENTAL HAZARDOUS MATERIALS PER DIRECTIVE 2011/65/EC FOR RoHS.
- PACKING MUST BE PER Amphenol PACKING SPECIFICATION



24	39.60	33.00
22	36.60	30.00
20	33.60	27.00
18	30.60	24.00
16	27.60	21.00
14	24.60	18.00
12	21.60	15.00
10	18.60	12.00
08	15.60	9.00
06	12.60	6.00
04	9.60	3.00
02	6.60	
NO. OF CIRCUIT	A	B

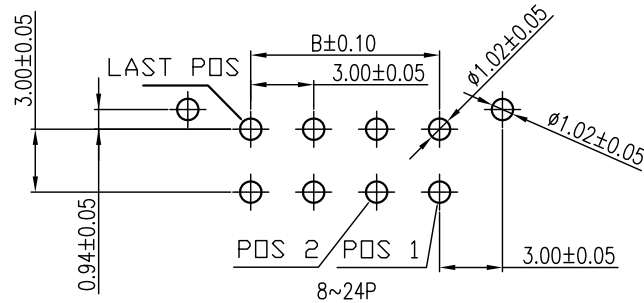
TOLERANCE	APPROVALS	DATE	TITLE		Amphenol [®] Amphenol Corporation Amphenol Taiwan Corporation					
X. ±0.30	DRAWN Aqua Chou	04/29/2015	G881A SERIES MICRO POWER, WAFER 3.00 MM PITCH STRAIGHT PCB MOUNT		UNIT mm	SIZE A3	PART No. G881AXX1X2TEU			
X.X ±0.20	CHECKED Roger Tsai	04/29/2015					NO. OF CIRCUIT A B			
X.XXX ±0.10	APPROVED Roger Tsai	04/29/2015					SCALE NA	SHEET 1 OF 3	DWG No. G881AXX1X2TEU	REV. B2
ANGULAR ±1°	DWG TYPE CUST DWG	PROJECT CODE PHD								
UNLESS OTHERWISE SPECIFIED										

This document is the property of Amphenol Corporation and is delivered on the express condition that it is not to be disclosed, reproduced or used, in whole or in part, for manufacture or sale by anyone other than Amphenol Corporation without its prior consent, and that no right is granted to disclose or to use any information in this document.

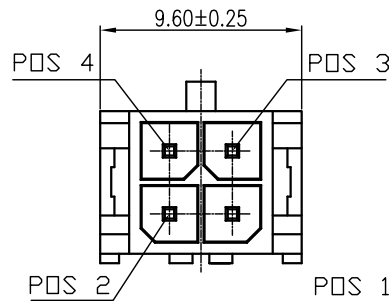
The marking on this product doesn't contain environmental hazardous materials per Material Specification 55-00259 for Sony GP compliant or per directive 2011/65/EC for RoHS compliant.

ORIGINAL

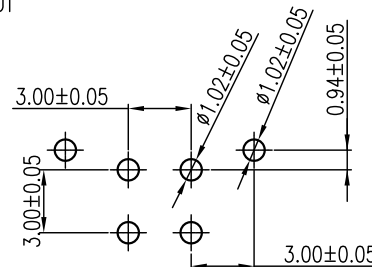
REVISIONS				
SYM	ECN No.	DESCRIPTION	DATE	APPROVED
A		RELEASE FOR RoHS	07/04/2006	Armstrong Kao
B	NE-06295	MODIFIED DRAWING	09/06/2006	Edward Wu
C	NE-09209	MODIFIED DRAWING	12/30/2009	Arron Lin
D	NE-10003	MODIFIED DRAWING	01/07/2010	Arron Lin
E	NE-10028	ADD LOCK KEY DIMENSION	03/04/2010	Roger Tsai
F	NE-11043	MODIFIED DRAWING	03/28/2010	Arron Lin
A1	NE-11069	ADD PLATING OPTIONS AND POS P/N INTO DRAWING	06/07/2011	Arron Lin
B1	NE-11120	MODIFY THE DESCRIPTION	09/02/2011	Arron Lin
C1	NE-12012	ADDED POST DIM. 0.95	01/31/2012	Arron Lin
D1	NE-12023	DIMENSION 1.98 CHANGED TO 2.05mm	02/21/2012	Arron Lin
E1	NE-12113	REMOVE 2 POS OPTIONS AND UPDATE PACKING QUANTITY.	07/04/2012	Arron Lin
F1	NE-13034	MODIFY PLATING TO OVERALL	03/13/2013	Arron Lin
A2	NE-13197	ADDED DIM & UPDATE FINISH NOTE	12/06/2013	Arron Lin
B2	NE-15054	ADD 2PIN AND UPDATE PACKING	04/29/2015	Roger Tsai



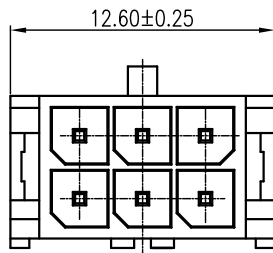
RECOMMENDED PCB LAYOUT
(THICKNESS: 1.60mm)



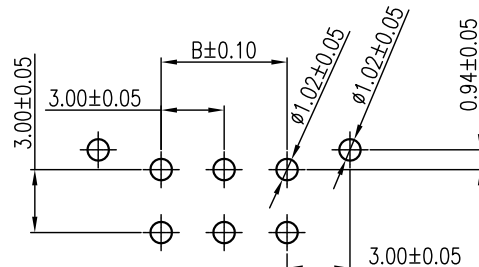
(2X2POS)



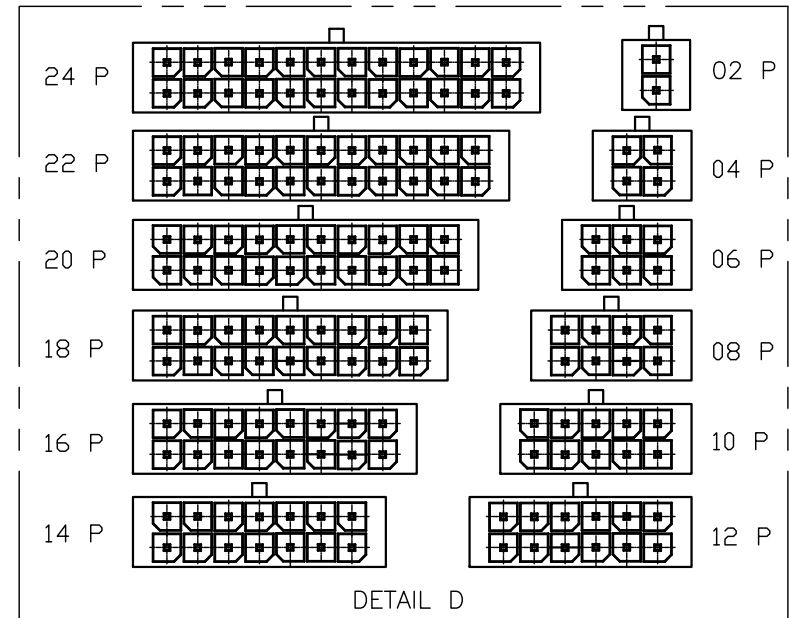
2X2POSITIONS
RECOMMENDED PCB LAYOUT
(THICKNESS: 1.60mm)



(2X3POS)



2X3POSITIONS
RECOMMENDED PCB LAYOUT
(THICKNESS: 1.60mm)



DETAIL D

TOLERANCE	APPROVALS	DATE	TITLE		Amphenol [®] Amphenol Corporation Amphenol Taiwan Corporation					
X. ±0.30	DRAWN Aqua Chou	04/29/2015	G881A SERIES MICRO POWER, WAFER 3.00 MM PITCH STRAIGHT PCB MOUNT		UNIT mm	SIZE A3	PART No. G881AXX1X2TEU			
X.X ±0.20	CHECKED Roger Tsai	04/29/2015					SCALE NA	SHEET 2 OF 3	DWG No. G881AXX1X2TEU	REV. B2
X.XX ±0.10	APPROVED Roger Tsai	04/29/2015								
ANGULAR ±1°	DWG TYPE CUST DWG	PROJECT CODE PHD								
UNLESS OTHERWISE SPECIFIED										

This document is the property of Amphenol Corporation and is delivered on the express condition that is not to be disclosed, reproduced or used, in whole or in part, for manufacture or sale by anyone other than Amphenol Corporation without its prior consent, and that no right is granted to disclose or to use any information in this document.

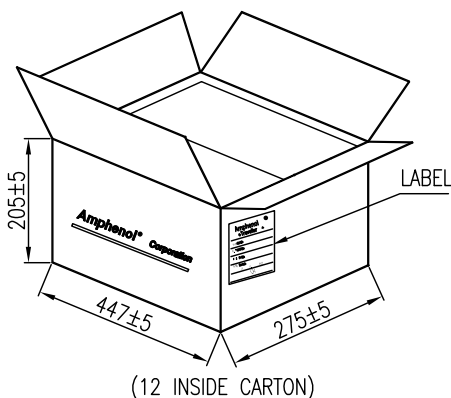

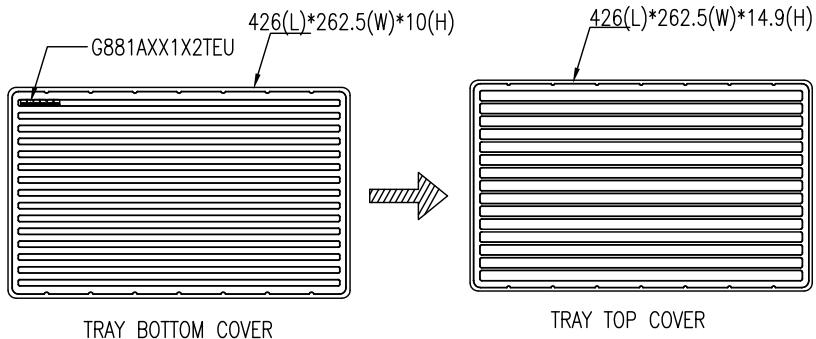
The marking on this product doesn't contain environmental hazardous materials per Material Specification 55-00259 for Sony GP compliant or per directive 2011/65/EC for RoHS compliant.



ORIGINAL



REVISIONS				
SYM	ECN No.	DESCRIPTION	DATE	APPROVED
A		RELEASE FOR RoHS	07/04/2006	Armstrong Kao
B	NE-06295	MODIFIED DRAWING	09/06/2006	Edward Wu
C	NE-09209	MODIFIED DRAWING	12/30/2009	Arron Lin
D	NE-10003	MODIFIED DRAWING	01/07/2010	Arron Lin
E	NE-10028	ADD LOCK KEY DIMENSION	03/04/2010	Roger Tsai
F	NE-11043	MODIFIED DRAWING	03/28/2010	Arron Lin
A1	NE-11069	ADD PLATING OPTIONS AND POS P/N INTO DRAWING	06/07/2011	Arron Lin
B1	NE-11120	MODIFY THE DESCRIPTION	09/02/2011	Arron Lin
C1	NE-12012	ADDED POST DIM. 0.95	01/31/2012	Arron Lin
D1	NE-12023	DIMENSION 1.98 CHANGED TO 2.05mm	02/21/2012	Arron Lin
E1	NE-12113	REMOVE 2 POS OPTIONS AND UPDATE PACKING QUANTITY.	07/04/2012	Arron Lin
F1	NE-13034	MODIFY PLATING TO OVERALL	03/13/2013	Arron Lin
A2	NE-13197	ADDED DIM & UPDATE FINISH NOTE	12/06/2013	Arron Lin
B2	NE-15054	ADD 2PIN AND UPDATE PACKING	04/29/2015	Roger Tsai



POS	PCS/TRAY	PCS/CARTON
02	900	10800
04	615	7380
06	465	5580
08	375	4500
10	315	3780
12	270	3240
14	240	2880
16	210	2520
18	180	2160
20	165	1980
22	150	1800
24	150	1800

NOTE:
 1. MATERIAL : TRANSPARENT CONDUCTIVE POLYSTYRENE ALLOY
 2. ALL DIMENSIONS MEET EIA-481-C REQUIREMENTS.
 3. THICKNESS : 0.80±0.05mm.

TOLERANCE		APPROVALS		DATE	TITLE			Amphenol [®]			
X.		DRAWN	Aqua Chou	04/29/2015	G881A SERIES MICRO POWER, WAFER 3.00 MM PITCH STRAIGHT PCB MOUNT			Amphenol Corporation Amphenol Taiwan Corporation			
X.X	±0.30	CHECKED	Roger Tsai	04/29/2015							
X.XX	±0.20	APPROVED	Roger Tsai	04/29/2015							
X.XXX	±0.10							UNIT	mm	SIZE	A3
ANGULAR	±1°							SCALE	NA	SHEET	3 OF 3
UNLESS OTHERWISE SPECIFIED		DWG TYPE		PROJECT CODE				PART No.		G881AXX1X2TEU	
		CUST DWG		PHD				DWG No.		G881AXX1X2TEU	
								REV.		B2	