

阅读申明

- 1.本站收集的数据手册和产品资料都来自互联网，版权归原作者所有。如读者和版权方有任何异议请及时告之，我们将妥善解决。
- 2.本站提供的中文数据手册是英文数据手册的中文翻译，其目的是协助用户阅读，该译文无法自动跟随原稿更新，同时也可能存在翻译上的不当。建议读者以英文原稿为参考以便获得更精准的信息。
- 3.本站提供的产品资料，来自厂商的技术支持或者使用者的心得体会等，其内容可能存在描述上的差异，建议读者做出适当判断。
- 4.如需与我们联系，请发邮件到marketing@iczoom.com，主题请标有“数据手册”字样。

Read Statement

1. The datasheets and other product information on the site are all from network reference or other public materials, and the copyright belongs to the original author and original published source. If readers and copyright owners have any objections, please contact us and we will deal with it in a timely manner.
2. The Chinese datasheets provided on the website is a Chinese translation of the English datasheets. Its purpose is for reader's learning exchange only and do not involve commercial purposes. The translation cannot be automatically updated with the original manuscript, and there may also be improper translations. Readers are advised to use the English manuscript as a reference for more accurate information.
3. All product information provided on the website refer to solutions from manufacturers' technical support or users the contents may have differences in description, and readers are advised to take the original article as the standard.
4. If you have any questions, please contact us at marketing@iczoom.com and mark the subject with "Datasheets" .

PART NUMBER CODING

C S N-RC

INSULATOR / CONTACT MATERIAL

PR = PBT / BRASS
 OPERATING TEMPERATURE: -40° C TO +105° C.
 PROCESSING TEMP: 245°C ±5°C FOR 3~5 SECS MAX.

NR = NYLON 6T / BRASS
 OPERATING TEMPERATURE: -40° C TO +105° C.
 PROCESSING TEMP: 230°C FOR 60 SECS MAX.
 (260°C FOR 10 SECS MAX.)

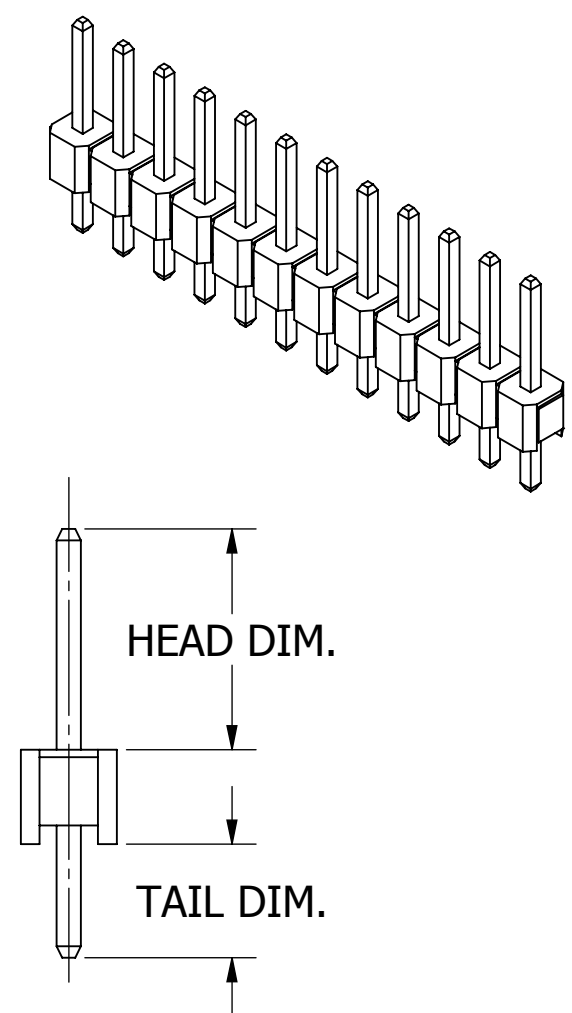
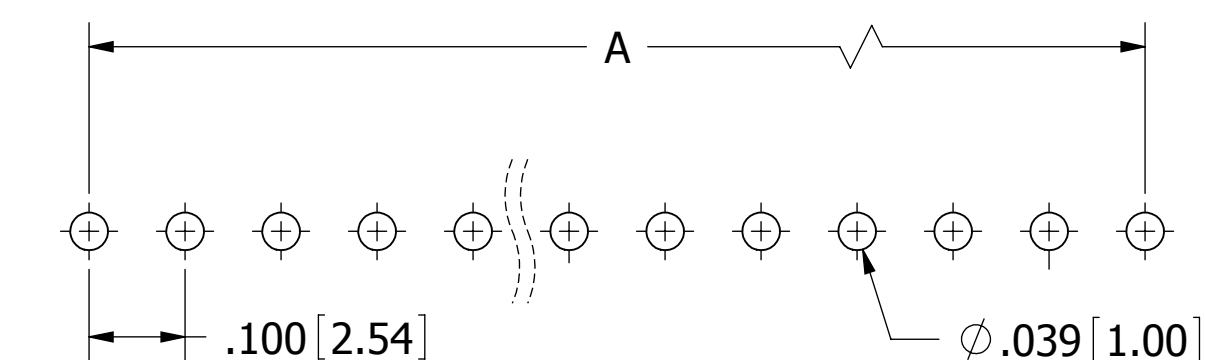
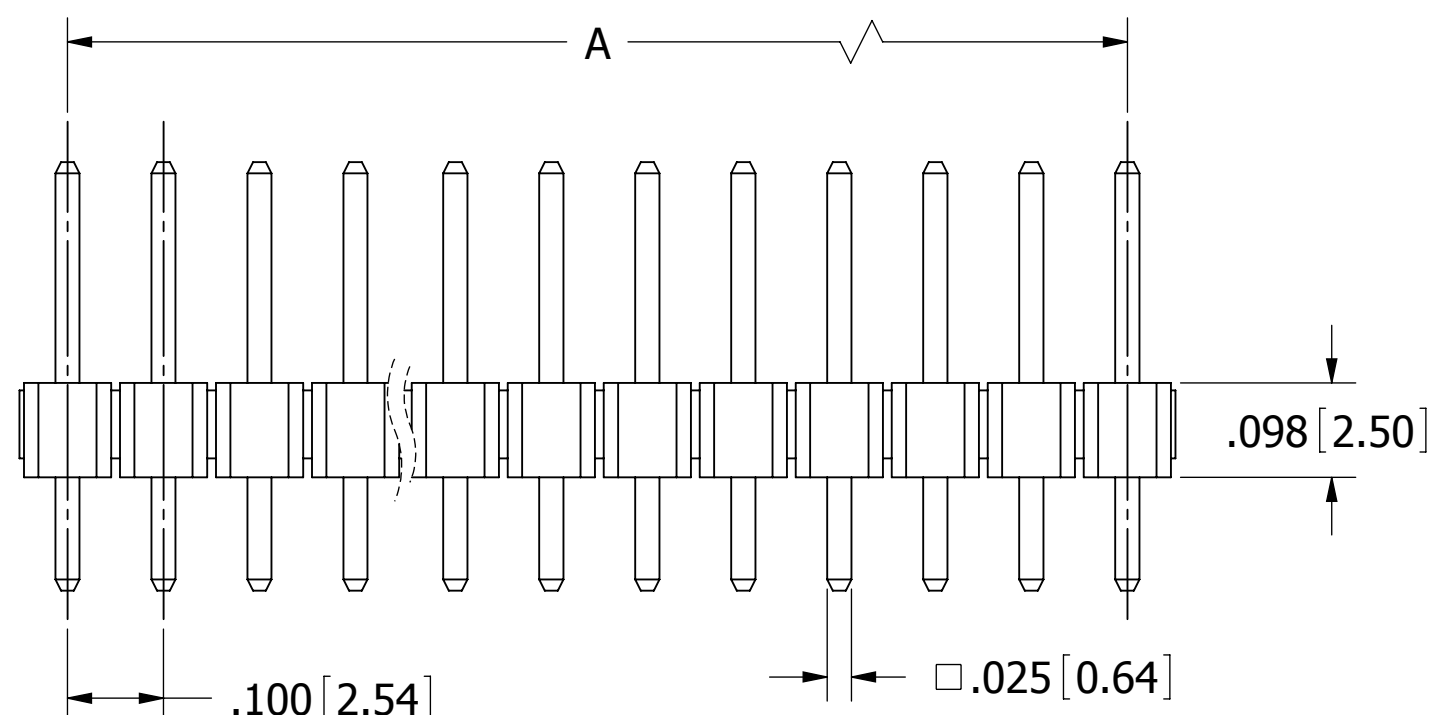
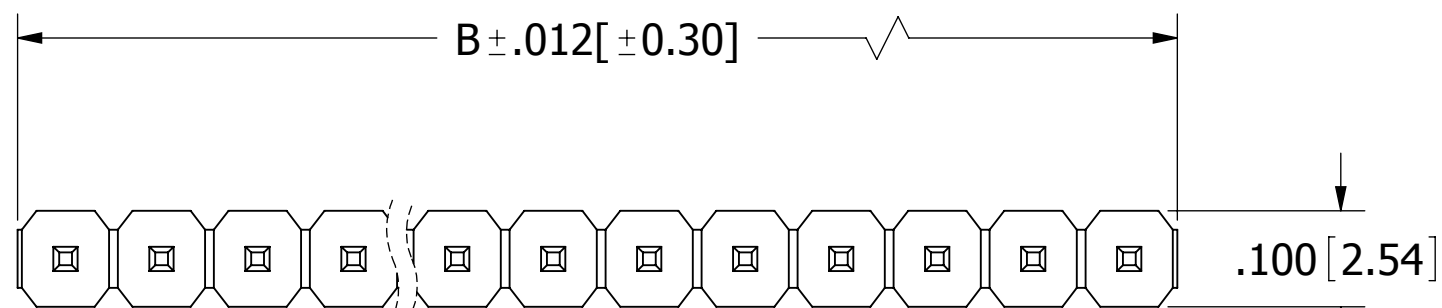
GR = NYLON 9T / BRASS
 OPERATING TEMPERATURE: -40° C TO +105° C.
 PROCESSING TEMP: 230°C FOR 60 SECS MAX.
 (260°C FOR 10 SECS MAX.)

TERMINATION TYPE

NUMBER OF POSITIONS
 (CONTACTS PER ROW, 002 THRU 040)

PLATING
 (ALL PLATINGS HAVE .000030"~.000050" MIN NICKEL UNDERPLATE)
 CONTACT SURFACE TERMINATION
 B = .000010" GOLD .000100" PURE TIN, MATTE
 C = .000030" GOLD .000100" PURE TIN, MATTE
 E = TIN OVERALL
 P = GOLD FLASH OVERALL

| REVISIONS | | | | |
|-----------|---------|--|------------|----|
| REV. | ECO. NO | DESCRIPTION | DATE | BY |
| A | 2268 | INITIAL RELEASE | 03/21/2011 | LH |
| B | 2422 | ADD 'P' PLATING OPTION, OBSOLETE 11139 | 08/04/2011 | LH |



| CODE | TERMINATION TYPE | | | |
|------|------------------|------|----------|-------|
| | HEAD DIM | | TAIL DIM | |
| | INCH | MM | INCH | MM |
| AA | 0.230 | 5.84 | 0.120 | 3.05 |
| AB | 0.230 | 5.84 | 0.230 | 5.84 |
| AC | 0.230 | 5.84 | 0.320 | 8.13 |
| AD | 0.230 | 5.84 | 0.420 | 10.67 |
| AE | 0.230 | 5.84 | 0.520 | 13.21 |
| AF | 0.230 | 5.84 | 0.620 | 15.75 |
| AG | 0.230 | 5.84 | 0.720 | 18.29 |
| AH | 0.230 | 5.84 | 0.820 | 20.83 |
| AI | 0.230 | 5.84 | 0.900 | 22.86 |
| AJ | 0.230 | 5.84 | 1.000 | 25.40 |
| AK | 0.230 | 5.84 | 0.035 | 0.89 |

| | | | | |
|----|-------|------|-------|-------|
| FA | 0.318 | 8.08 | 0.120 | 3.05 |
| FB | 0.318 | 8.08 | 0.220 | 5.59 |
| FC | 0.318 | 8.08 | 0.320 | 8.13 |
| FD | 0.318 | 8.08 | 0.420 | 10.67 |
| FE | 0.318 | 8.08 | 0.520 | 13.21 |
| FF | 0.318 | 8.08 | 0.620 | 15.75 |
| FG | 0.318 | 8.08 | 0.710 | 18.03 |
| FH | 0.318 | 8.08 | 0.810 | 20.57 |
| FI | 0.318 | 8.08 | 0.910 | 23.11 |
| FJ | 0.318 | 8.08 | 0.050 | 1.27 |


| | | | | |
|----|-------|-------|-------|-------|
| ZA | 0.120 | 3.05 | 0.120 | 3.05 |
| ZB | 0.120 | 3.05 | 0.095 | 2.41 |
| ZC | 0.120 | 3.05 | 0.260 | 6.60 |
| ZD | 0.120 | 3.05 | 0.610 | 15.49 |
| ZI | 0.520 | 13.21 | 0.110 | 2.79 |
| ZJ | 0.720 | 18.29 | 0.110 | 2.79 |
| ZO | 0.820 | 20.83 | 0.110 | 2.79 |
| ZQ | 1.020 | 25.91 | 0.110 | 2.79 |
| ZR | 1.220 | 30.99 | 0.110 | 2.79 |

| PART NUMBER | A | | B | |
|----------------|-------|-------|-------|--------|
| | INCH | MM | INCH | MM |
| __C002S__ N-RC | 0.100 | 2.54 | 0.200 | 5.08 |
| __C003S__ N-RC | 0.200 | 5.08 | 0.300 | 7.62 |
| __C004S__ N-RC | 0.300 | 7.62 | 0.400 | 10.16 |
| __C005S__ N-RC | 0.400 | 10.16 | 0.500 | 12.70 |
| __C006S__ N-RC | 0.500 | 12.70 | 0.600 | 15.24 |
| __C007S__ N-RC | 0.600 | 15.24 | 0.700 | 17.78 |
| __C008S__ N-RC | 0.700 | 17.78 | 0.800 | 20.32 |
| __C009S__ N-RC | 0.800 | 20.32 | 0.900 | 22.86 |
| __C010S__ N-RC | 0.900 | 22.86 | 1.000 | 25.40 |
| __C011S__ N-RC | 1.000 | 25.40 | 1.100 | 27.94 |
| __C012S__ N-RC | 1.100 | 27.94 | 1.200 | 30.48 |
| __C013S__ N-RC | 1.200 | 30.48 | 1.300 | 33.02 |
| __C014S__ N-RC | 1.300 | 33.02 | 1.400 | 35.56 |
| __C015S__ N-RC | 1.400 | 35.56 | 1.500 | 38.10 |
| __C016S__ N-RC | 1.500 | 38.10 | 1.600 | 40.64 |
| __C017S__ N-RC | 1.600 | 40.64 | 1.700 | 43.18 |
| __C018S__ N-RC | 1.700 | 43.18 | 1.800 | 45.72 |
| __C019S__ N-RC | 1.800 | 45.72 | 1.900 | 48.26 |
| __C020S__ N-RC | 1.900 | 48.26 | 2.000 | 50.80 |
| __C021S__ N-RC | 2.000 | 50.80 | 2.100 | 53.34 |
| __C022S__ N-RC | 2.100 | 53.34 | 2.200 | 55.88 |
| __C023S__ N-RC | 2.200 | 55.88 | 2.300 | 58.42 |
| __C024S__ N-RC | 2.300 | 58.42 | 2.400 | 60.96 |
| __C025S__ N-RC | 2.400 | 60.96 | 2.500 | 63.50 |
| __C026S__ N-RC | 2.500 | 63.50 | 2.600 | 66.04 |
| __C027S__ N-RC | 2.600 | 66.04 | 2.700 | 68.58 |
| __C028S__ N-RC | 2.700 | 68.58 | 2.800 | 71.12 |
| __C029S__ N-RC | 2.800 | 71.12 | 2.900 | 73.66 |
| __C030S__ N-RC | 2.900 | 73.66 | 3.000 | 76.20 |
| __C031S__ N-RC | 3.000 | 76.20 | 3.100 | 78.74 |
| __C032S__ N-RC | 3.100 | 78.74 | 3.200 | 81.28 |
| __C033S__ N-RC | 3.200 | 81.28 | 3.300 | 83.82 |
| __C034S__ N-RC | 3.300 | 83.82 | 3.400 | 86.36 |
| __C035S__ N-RC | 3.400 | 86.36 | 3.500 | 88.90 |
| __C036S__ N-RC | 3.500 | 88.90 | 3.600 | 91.44 |
| __C037S__ N-RC | 3.600 | 91.44 | 3.700 | 93.98 |
| __C038S__ N-RC | 3.700 | 93.98 | 3.800 | 96.52 |
| __C039S__ N-RC | 3.800 | 96.52 | 3.900 | 99.06 |
| __C040S__ N-RC | 3.900 | 99.06 | 4.000 | 101.60 |

RECOMMENDED PCB LAYOUT

- NOTES:
1. INSULATOR MATERIAL: SEE PART NUMBER CODING, UL 94V-0, BLACK.
 2. CONTACT MATERIAL: SEE PART NUMBER CODING.
 3. CONTACT PLATING: SEE PART NUMBER CODING.
 4. CURRENT RATING: 3 AMPS PER CONTACT.
 5. INSULATOR RESISTANCE: 5000 MEGOHMS MIN.
 6. CONTACT RESISTANCE: 20 MILLIOHMS MAX.
 7. DIELECTRIC WITHSTANDING: 1000 VAC.
 8. OPERATING TEMPERATURE: SEE PART NUMBER CODING.
 9. *PROCESSING TEMP.: SEE PART NUMBER CODING.

*INDICATED TEMPERATURE AND TIME IS FOR COMPONENT INSULATOR. HIGHER PROCESSING TEMPERATURES MAY BE USED, PROVIDED HEAT IS APPLIED FROM BACK SIDE OF PCB, AND INSULATOR DOES NOT EXCEED INDICATED TEMPERATURE AND TIME.



RoHS COMPLIANT

| | | | | |
|--|--|--------------|----------|--|
| UNLESS OTHERWISE SPECIFIED: DIMENSIONS ARE IN INCHES[MM] | DRAWN | DATE | NAME | |
| | | 03/21/2011 | LH | |
| TOLERANCES: ANGULAR: .XX=±.012 [.30] .XXX=±.008 [.20] .XXXX=±.0040 [.100] | THE INFORMATION HEREIN CONTAINS PROPRIETARY INFORMATION OF SULLINS ELECTRONICS AND IS NOT TO BE REPRODUCED, USED OR DISCLOSED TO OTHERS FOR ANY PURPOSE EXCEPT AS SPECIFICALLY AUTHORIZED IN WRITING BY AN OFFICER OF SULLINS ELECTRONICS. | | | TITLE |
| INTERPRET DIMENSIONS AND TOLERANCING PER: ASME Y14.5M-2009 | | | | HEADER MALE .100" PITCH, STRAIGHT PART NUMBER __R_C__S__N-RC |
| | SIZE | CAGE CODE | DWG. NO. | REV |
| | C | 54453 | 11635 | B |
| | SCALE: 5:1 | SHEET 1 OF 1 | | |