

## 阅读申明

- 1.本站收集的数据手册和产品资料都来自互联网，版权归原作者所有。如读者和版权方有任何异议请及时告之，我们将妥善解决。
- 2.本站提供的中文数据手册是英文数据手册的中文翻译，其目的是协助用户阅读，该译文无法自动跟随原稿更新，同时也可能存在翻译上的不当。建议读者以英文原稿为参考以便获得更精准的信息。
- 3.本站提供的产品资料，来自厂商的技术支持或者使用者的心得体会等，其内容可能存在描述上的差异，建议读者做出适当判断。
- 4.如需与我们联系，请发邮件到marketing@iczoom.com，主题请标有“数据手册”字样。

## Read Statement

1. The datasheets and other product information on the site are all from network reference or other public materials, and the copyright belongs to the original author and original published source. If readers and copyright owners have any objections, please contact us and we will deal with it in a timely manner.
2. The Chinese datasheets provided on the website is a Chinese translation of the English datasheets. Its purpose is for reader's learning exchange only and do not involve commercial purposes. The translation cannot be automatically updated with the original manuscript, and there may also be improper translations. Readers are advised to use the English manuscript as a reference for more accurate information.
3. All product information provided on the website refer to solutions from manufacturers' technical support or users the contents may have differences in description, and readers are advised to take the original article as the standard.
4. If you have any questions, please contact us at marketing@iczoom.com and mark the subject with "Datasheets" .

**PART NUMBER CODING**

**C** **S** **N-RC**

**INSULATOR / CONTACT MATERIAL**

PR = PBT / BRASS  
 OPERATING TEMPERATURE: -40° C TO +105° C.  
 PROCESSING TEMP: 245°C ±5°C FOR 3~5 SECS MAX.

NR = NYLON 6T / BRASS  
 OPERATING TEMPERATURE: -40° C TO +105° C.  
 PROCESSING TEMP: 230°C FOR 60 SECS MAX.  
 (260°C FOR 10 SECS MAX.)

GR = NYLON 9T / BRASS  
 OPERATING TEMPERATURE: -40° C TO +105° C.  
 PROCESSING TEMP: 230°C FOR 60 SECS MAX.  
 (260°C FOR 10 SECS MAX.)

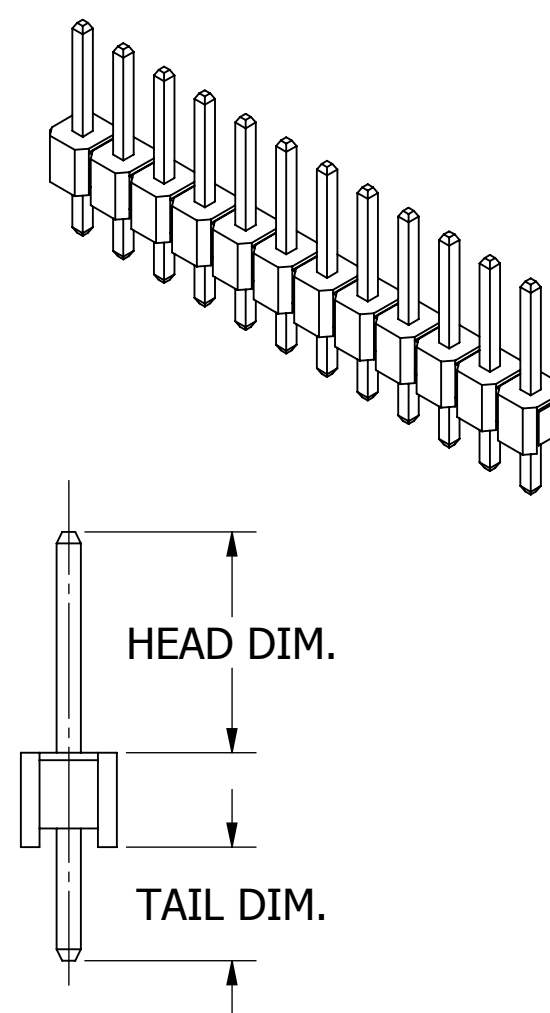
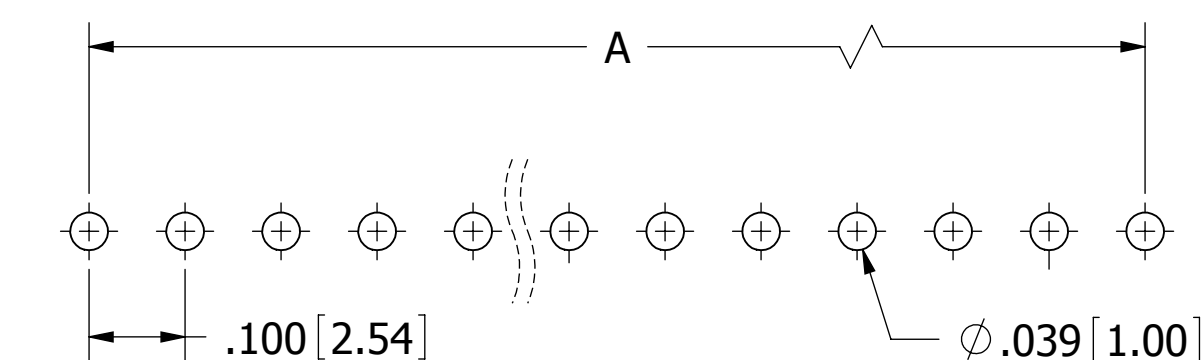
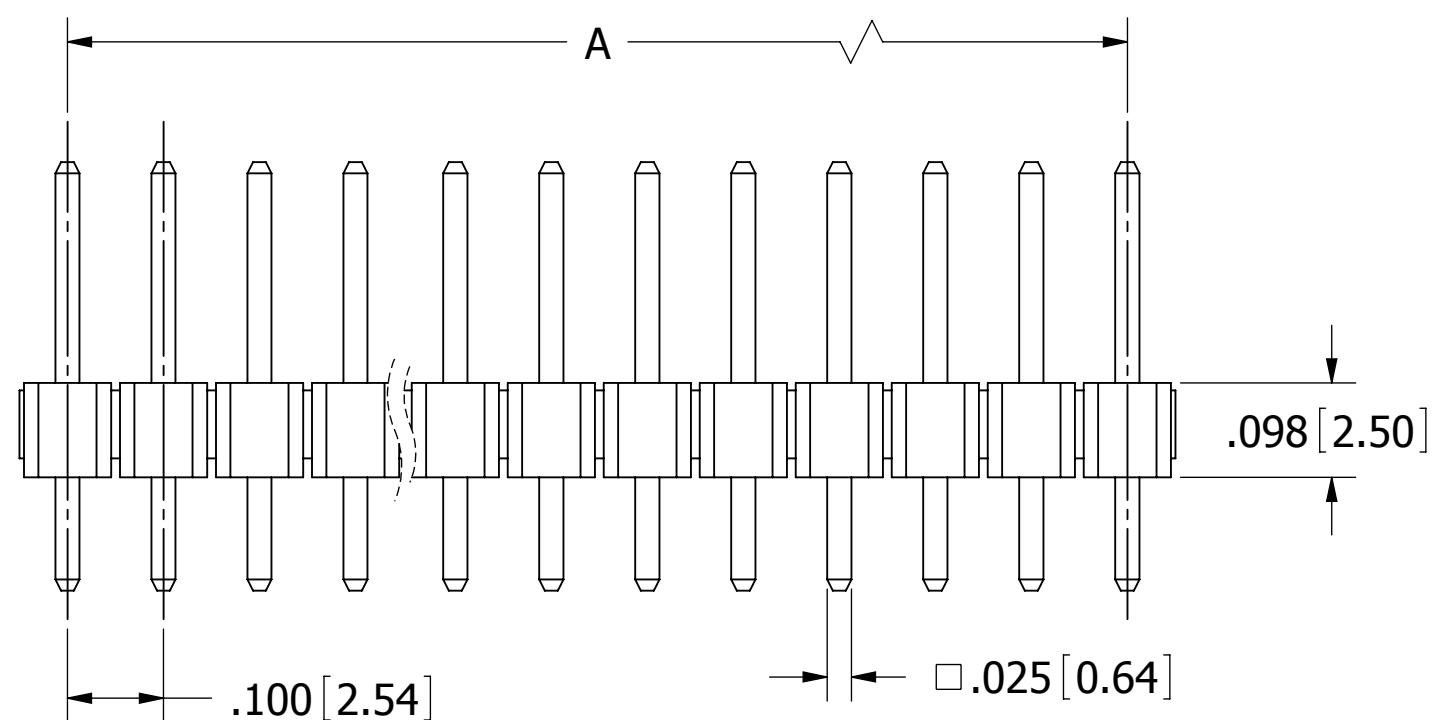
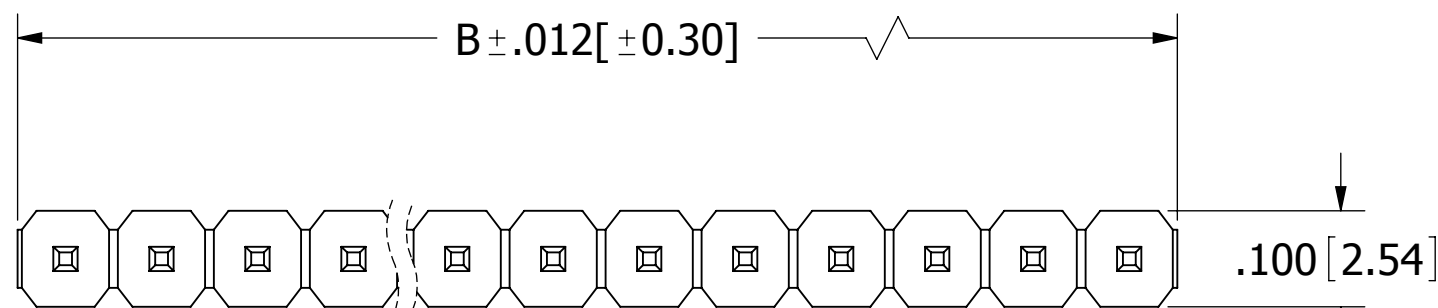
**TERMINATION TYPE**

**NUMBER OF POSITIONS**  
 (CONTACTS PER ROW, 002 THRU 040)

**PLATING**

(ALL PLATINGS HAVE .000030"~.000050" MIN NICKEL UNDERPLATE)  
 CONTACT SURFACE TERMINATION  
 B = .000010" GOLD .000100" PURE TIN, MATTE  
 C = .000030" GOLD .000100" PURE TIN, MATTE  
 E = TIN OVERALL  
 P = GOLD FLASH OVERALL

REVISIONS				
REV.	ECO. NO	DESCRIPTION	DATE	BY
A	2268	INITIAL RELEASE	03/21/2011	LH
B	2422	ADD 'P' PLATING OPTION, OBSOLETE 11139	08/04/2011	LH



CODE	TERMINATION TYPE			
	HEAD DIM		TAIL DIM	
	INCH	MM	INCH	MM
AA	0.230	5.84	0.120	3.05
AB	0.230	5.84	0.230	5.84
AC	0.230	5.84	0.320	8.13
AD	0.230	5.84	0.420	10.67
AE	0.230	5.84	0.520	13.21
AF	0.230	5.84	0.620	15.75
AG	0.230	5.84	0.720	18.29
AH	0.230	5.84	0.820	20.83
AI	0.230	5.84	0.900	22.86
AJ	0.230	5.84	1.000	25.40
AK	0.230	5.84	0.035	0.89

FA	0.318	8.08	0.120	3.05
FB	0.318	8.08	0.220	5.59
FC	0.318	8.08	0.320	8.13
FD	0.318	8.08	0.420	10.67
FE	0.318	8.08	0.520	13.21
FF	0.318	8.08	0.620	15.75
FG	0.318	8.08	0.710	18.03
FH	0.318	8.08	0.810	20.57
FI	0.318	8.08	0.910	23.11
FJ	0.318	8.08	0.050	1.27


ZA	0.120	3.05	0.120	3.05
ZB	0.120	3.05	0.095	2.41
ZC	0.120	3.05	0.260	6.60
ZD	0.120	3.05	0.610	15.49
ZI	0.520	13.21	0.110	2.79
ZJ	0.720	18.29	0.110	2.79
ZO	0.820	20.83	0.110	2.79
ZQ	1.020	25.91	0.110	2.79
ZR	1.220	30.99	0.110	2.79

PART NUMBER	A		B	
	INCH	MM	INCH	MM
__C002S__ N-RC	0.100	2.54	0.200	5.08
__C003S__ N-RC	0.200	5.08	0.300	7.62
__C004S__ N-RC	0.300	7.62	0.400	10.16
__C005S__ N-RC	0.400	10.16	0.500	12.70
__C006S__ N-RC	0.500	12.70	0.600	15.24
__C007S__ N-RC	0.600	15.24	0.700	17.78
__C008S__ N-RC	0.700	17.78	0.800	20.32
__C009S__ N-RC	0.800	20.32	0.900	22.86
__C010S__ N-RC	0.900	22.86	1.000	25.40
__C011S__ N-RC	1.000	25.40	1.100	27.94
__C012S__ N-RC	1.100	27.94	1.200	30.48
__C013S__ N-RC	1.200	30.48	1.300	33.02
__C014S__ N-RC	1.300	33.02	1.400	35.56
__C015S__ N-RC	1.400	35.56	1.500	38.10
__C016S__ N-RC	1.500	38.10	1.600	40.64
__C017S__ N-RC	1.600	40.64	1.700	43.18
__C018S__ N-RC	1.700	43.18	1.800	45.72
__C019S__ N-RC	1.800	45.72	1.900	48.26
__C020S__ N-RC	1.900	48.26	2.000	50.80
__C021S__ N-RC	2.000	50.80	2.100	53.34
__C022S__ N-RC	2.100	53.34	2.200	55.88
__C023S__ N-RC	2.200	55.88	2.300	58.42
__C024S__ N-RC	2.300	58.42	2.400	60.96
__C025S__ N-RC	2.400	60.96	2.500	63.50
__C026S__ N-RC	2.500	63.50	2.600	66.04
__C027S__ N-RC	2.600	66.04	2.700	68.58
__C028S__ N-RC	2.700	68.58	2.800	71.12
__C029S__ N-RC	2.800	71.12	2.900	73.66
__C030S__ N-RC	2.900	73.66	3.000	76.20
__C031S__ N-RC	3.000	76.20	3.100	78.74
__C032S__ N-RC	3.100	78.74	3.200	81.28
__C033S__ N-RC	3.200	81.28	3.300	83.82
__C034S__ N-RC	3.300	83.82	3.400	86.36
__C035S__ N-RC	3.400	86.36	3.500	88.90
__C036S__ N-RC	3.500	88.90	3.600	91.44
__C037S__ N-RC	3.600	91.44	3.700	93.98
__C038S__ N-RC	3.700	93.98	3.800	96.52
__C039S__ N-RC	3.800	96.52	3.900	99.06
__C040S__ N-RC	3.900	99.06	4.000	101.60

**RECOMMENDED PCB LAYOUT**

- NOTES:
1. INSULATOR MATERIAL: SEE PART NUMBER CODING, UL 94V-0, BLACK.
  2. CONTACT MATERIAL: SEE PART NUMBER CODING.
  3. CONTACT PLATING: SEE PART NUMBER CODING.
  4. CURRENT RATING: 3 AMPS PER CONTACT.
  5. INSULATOR RESISTANCE: 5000 MEGOHMS MIN.
  6. CONTACT RESISTANCE: 20 MILLIOHMS MAX.
  7. DIELECTRIC WITHSTANDING: 1000 VAC.
  8. OPERATING TEMPERATURE: SEE PART NUMBER CODING.
  9. \*PROCESSING TEMP.: SEE PART NUMBER CODING.

\*INDICATED TEMPERATURE AND TIME IS FOR COMPONENT INSULATOR. HIGHER PROCESSING TEMPERATURES MAY BE USED, PROVIDED HEAT IS APPLIED FROM BACK SIDE OF PCB, AND INSULATOR DOES NOT EXCEED INDICATED TEMPERATURE AND TIME.



RoHS COMPLIANT

UNLESS OTHERWISE SPECIFIED: DIMENSIONS ARE IN INCHES[MM]	DRAWN	DATE	NAME	
		03/21/2011	LH	
TOLERANCES: ANGULAR: .XX=±.012 [.30] .XXX=±.008 [.20] .XXXX=±.0040 [.100]	THE INFORMATION HEREIN CONTAINS PROPRIETARY INFORMATION OF SULLINS ELECTRONICS AND IS NOT TO BE REPRODUCED, USED OR DISCLOSED TO OTHERS FOR ANY PURPOSE EXCEPT AS SPECIFICALLY AUTHORIZED IN WRITING BY AN OFFICER OF SULLINS ELECTRONICS.			TITLE
INTERPRET DIMENSIONS AND TOLERANCING PER: ASME Y14.5M-2009				HEADER MALE .100" PITCH, STRAIGHT PART NUMBER __R_C__S__N-RC
	SIZE	CAGE CODE	DWG. NO.	REV
	C	54453	11635	B
	SCALE: 5:1	SHEET 1 OF 1		