

## 阅读申明

- 1.本站收集的数据手册和产品资料都来自互联网，版权归原作者所有。如读者和版权方有任何异议请及时告之，我们将妥善解决。
- 2.本站提供的中文数据手册是英文数据手册的中文翻译，其目的是协助用户阅读，该译文无法自动跟随原稿更新，同时也可能存在翻译上的不当。建议读者以英文原稿为参考以便获得更精准的信息。
- 3.本站提供的产品资料，来自厂商的技术支持或者使用者的心得体会等，其内容可能存在描述上的差异，建议读者做出适当判断。
- 4.如需与我们联系，请发邮件到marketing@iczoom.com，主题请标有“数据手册”字样。

## Read Statement


1. The datasheets and other product information on the site are all from network reference or other public materials, and the copyright belongs to the original author and original published source. If readers and copyright owners have any objections, please contact us and we will deal with it in a timely manner.
2. The Chinese datasheets provided on the website is a Chinese translation of the English datasheets. Its purpose is for reader's learning exchange only and do not involve commercial purposes. The translation cannot be automatically updated with the original manuscript, and there may also be improper translations. Readers are advised to use the English manuscript as a reference for more accurate information.
3. All product information provided on the website refer to solutions from manufacturers' technical support or users the contents may have differences in description, and readers are advised to take the original article as the standard.
4. If you have any questions, please contact us at marketing@iczoom.com and mark the subject with "Datasheets" .



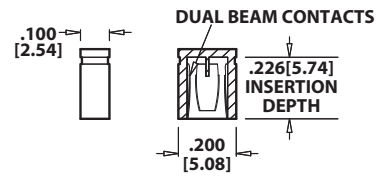
**.100" [2.54 mm] Contact Centers, Male Breakaway Header  
Dip Solder/Right Angle/SMT**

**SPECIFICATIONS**

- 3 amp current rating per contact
- UL Flammability Rating: 94V-0
- Insulator: Polyester, PA9T
- Contact Material: Phosphor Bronze

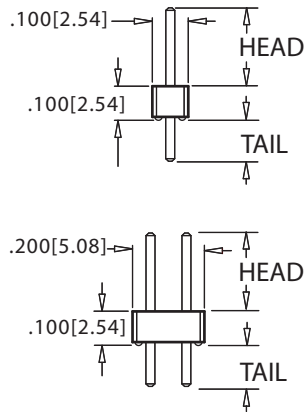


**JUMPERS** (see jumper pages for additional options)



**PART NUMBER:**  
STC02SYAN (TIN PLATE)  
SPC02SYAN (GOLD FLASH)  
SSC02SYAN (0.00010" GOLD PLATE)

**TERMINATION TYPES  
STRAIGHT TERMINATIONS**

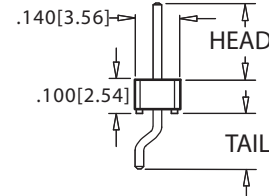


P/N CODE	HEAD DIMENSION	TAIL DIMENSION
AA	.230[5.84]	.120[3.05]
AB	.230[5.84]	.230[5.84]
AC	.230[5.84]	.320[8.13]
AD	.230[5.84]	.420[10.67]
AE	.230[5.84]	.520[13.21]
AF	.230[5.84]	.620[15.75]
AG	.230[5.84]	.720[18.29]
AH	.230[5.84]	.820[20.83]
AI*	.230[5.84]	.900[22.86]
AJ*	.230[5.84]	1.000[25.40]
AK*	.230[5.84]	.035[0.89]
FA	.318[8.08]	.120[3.05]
FB	.318[8.08]	.220[5.59]
FC	.318[8.08]	.320[8.13]
FD	.318[8.08]	.420[10.67]
FE	.318[8.08]	.520[13.21]
FF*	.318[8.08]	.620[15.75]
FG*	.318[8.08]	.710[18.29]
FH*	.318[8.08]	.810[20.83]
FI*	.318[8.08]	.910[23.37]
FJ*	.318[8.08]	.050[1.27]
ZA	.120[3.05]	.120[3.05]
ZB*	.120[3.05]	.095[2.41]
ZC	.120[3.05]	.260[6.60]
ZD	.120[3.05]	.610[15.49]
ZI*	.520[13.21]	.110[2.79]
ZJ*	.720[18.29]	.110[2.79]
ZO*	.820[20.83]	.110[2.79]
ZQ*	1.020[25.91]	.110[2.79]
ZR*	1.220[30.99]	.110[2.79]

\*Consult Factory for availability

**SMT TERMINATIONS**

Single Row with -M89 Modification Code

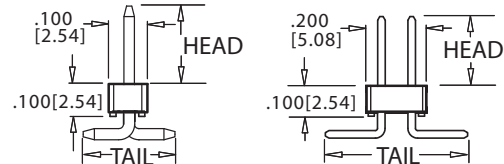


P/N CODE	HEAD DIMENSION	TAIL DIMENSION
BS	.230[5.84]	.180[4.57]
GS	.318[8.08]	.180[4.57]
ZC*	.120[3.05]	.180[4.57]
ZU*	.420[10.67]	.180[4.57]

\*Consult Factory for availability.

**SMT TERMINATIONS**

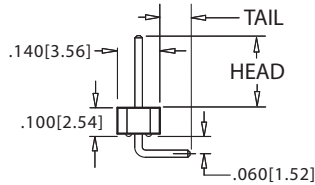
Single or Dual Row with -M30 Modification Code



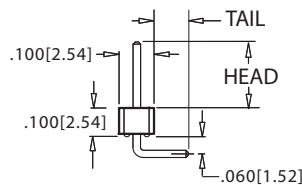
P/N CODE	HEAD DIMENSION	SINGLE ROW TAIL DIMENSION	DUAL ROW TAIL DIMENSION
AB	.230[5.84]	.320[8.13]	.420[10.67]
FB	.318[8.08]	.300[7.62]	.400[10.16]
ZS*	.120[3.05]	.200[5.08]	.300[7.62]
ZT*	.420[10.67]	.200[5.08]	.300[7.62]

\*Consult Factory for availability

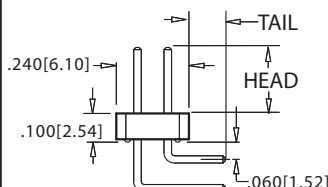
**RIGHT ANGLE BEND TERMINATIONS**



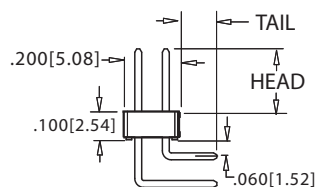
**RIGHT ANGLE (Standard)**



**RIGHT ANGLE SINGLE (Narrow)  
-M71 Modification Code**



**RIGHT ANGLE (Standard)**



**RIGHT ANGLE DUAL (Narrow)  
-M71 Modification Code**

P/N CODE	HEAD DIMENSION	TAIL DIMENSION	-M71 TAIL DIMENSION
BA	.230[5.84]	.100[2.54]	.120[3.05]
BB	.230[5.84]	.200[5.08]	.220[5.59]
BC	.230[5.84]	.300[7.62]	.320[8.13]
BD	.230[5.84]	.400[10.16]	.420[10.67]
BE	.230[5.84]	.500[12.17]	.520[13.21]
BF**	.230[5.84]	.600[15.24]	.620[15.75]
BG**	.230[5.84]	.700[17.78]	.720[18.29]
BH*	.230[5.84]	.800[20.32]	.820[20.83]
BI*	.230[5.84]	.900[22.86]	.920[23.37]
BJ*	.230[5.84]	1.000[25.40]	1.020[25.91]
GA	.318[8.08]	.100[2.54]	.120[3.05]
GB	.318[8.08]	.200[5.08]	.220[5.59]
GC**	.318[8.08]	.300[7.62]	.320[8.13]
GD**	.318[8.08]	.400[10.16]	.420[10.67]
GE*	.318[8.08]	.600[15.24]	.620[15.75]
GF*	.318[8.08]	.800[20.32]	.820[20.83]
DA**	.120[3.05]	.120[3.05]	.140[3.56]

\*Consult Factory for availability.

\*\*Consult factory for availability in Dual Readout



**.100" [2.54 mm] Contact Centers, Male Breakaway Header  
Dip Solder/Right Angle/SMT**

**PART NUMBER OPTIONS**

**SERIES** \_\_\_\_\_ **P B C 36 D AA N - Mxxx**

**P** = PBT/Phosphor Bronze  
Operating Temperature: -65°C to + 125°C  
Processing Temperature: 260° for 10 sec. Max.

**G** = PA9T/Phosphor Bronze (Required on SMT)  
Operating Temperature: -65°C to + 150°C  
Processing Temperature: 260° for 120 sec. Max.

**CONTACT FINISH - RoHS Compliant**

**All platings are Lead Free and have .000050" Nickel underplate**

<b>Contact Surface</b>	<b>Termination</b>
<b>B</b> = .000010" Gold	.000100" Pure Tin, Matte
<b>C</b> = .000030" Gold	.000100" Pure Tin, Matte
<b>Contact Surface</b>	<b>Overall Plating</b>
<b>E</b> = .000010" Pure Tin, Matte	.000100" Pure Tin, Matte

**CONTACT CENTERS** \_\_\_\_\_  
C = .100" [2.54mm]

**NUMBER OF POSITIONS** \_\_\_\_\_  
01 Thru 36 (eg. 36 Dual = 72 Contacts)

**MODIFICATION CODE** (Consult Factory)  
OMIT FOR STANDARD  
-M30 = SMT ('G' Material Only), Vertical  
-M89 = SMT ('G' Material Only), Horizontal  
-M71 = Narrow Body (Right Angle Only)

**MOUNTING STYLE**  
N = No Mounting  
R = Retent Lead (Single Row Only)

**TERMINATION TYPE (Opposite Page)**

**Straight** = AA, AB, AC, AD, AE, AF, AG, AH, AI, AJ, AK, FA, FB, FC, FD, FE, FF, FG, FH, FI, FJ, ZA, ZB, ZC, ZD, ZI, ZJ, ZO, ZQ, ZR

**Right Angle** = BA, BB, BC, BD, BE, BF, BG, BH, BI, BJ, GA, GB, GC, GD, GE, GF, DA

**Right Angle with -M71 Modification Code**  
= BA, BB, BC, BD, BE, BH, BI, BJ, GA, GB, GE, GF

**SMT with -M89 Modification Code**  
= BS, GS, ZC, ZU (*Single Row & 'G' Material Only*)

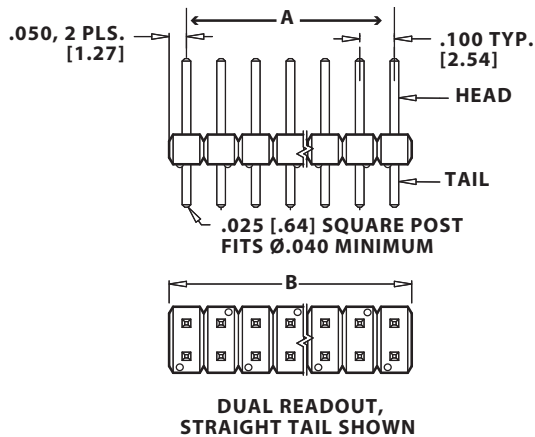
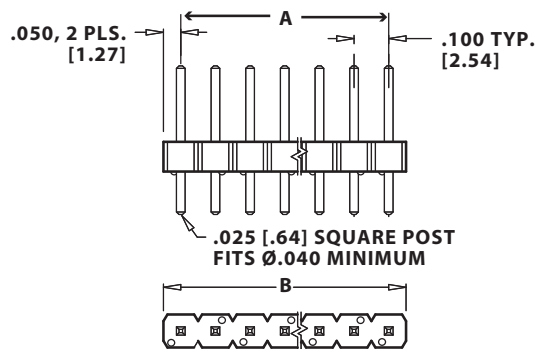
**SMT with -M30 Modification Code**  
= AB, FB, ZS, ZT (*'G' Material Only*)

**READOUT (Opposite Page)**  
S = Single  
D = Dual

Sullins Headers

**DIMENSIONS**

Dimensions in [ ] are in millimeters, all others are in inches.



PART NUMBER	NUMBER OF CONTACTS SINGLE/DUAL	A		B	
		Inches	[MM]	Inches	[MM]
P_C01__N	01/02	0.000	0.00	0.100	2.54
P_C02__N	02/04	0.100	2.54	0.200	5.08
P_C03__N	03/06	0.200	5.08	0.300	7.62
P_C04__N	04/08	0.300	7.62	0.400	10.16
P_C05__N	05/10	0.400	10.16	0.500	12.70
P_C06__N	06/12	0.500	12.70	0.600	15.24
P_C07__N	07/14	0.600	15.24	0.700	17.78
P_C08__N	08/16	0.700	17.78	0.800	20.32
P_C09__N	09/18	0.800	20.32	0.900	22.86
P_C10__N	10/20	0.900	22.86	1.000	25.40
P_C11__N	11/22	1.000	25.40	1.100	27.94
P_C12__N	12/24	1.100	27.94	1.200	30.48
P_C13__N	13/26	1.200	30.48	1.300	33.02
P_C14__N	14/28	1.300	33.02	1.400	35.56
P_C15__N	15/30	1.400	35.56	1.500	38.10
P_C16__N	16/32	1.500	38.10	1.600	40.64
P_C17__N	17/34	1.600	40.64	1.700	43.18
P_C18__N	18/36	1.700	43.18	1.800	45.72
P_C19__N	19/38	1.800	45.72	1.900	48.26
P_C20__N	20/40	1.900	48.26	2.000	50.80
P_C21__N	21/42	2.000	50.80	2.100	53.34
P_C22__N	22/44	2.100	53.34	2.200	55.88
P_C23__N	23/46	2.200	55.88	2.300	58.42
P_C24__N	24/48	2.300	58.42	2.400	60.96
P_C25__N	25/50	2.400	60.96	2.500	63.50
P_C26__N	26/52	2.500	63.50	2.600	66.04
P_C27__N	27/54	2.600	66.04	2.700	68.58
P_C28__N	28/56	2.700	68.58	2.800	71.12
P_C29__N	29/58	2.800	71.12	2.900	73.66
P_C30__N	30/60	2.900	73.66	3.000	76.20
P_C31__N	31/62	3.000	76.20	3.100	78.74
P_C32__N	32/64	3.100	78.74	3.200	81.28
P_C33__N	33/66	3.200	81.28	3.300	83.82
P_C34__N	34/68	3.300	83.82	3.400	86.36
P_C35__N	35/70	3.400	86.36	3.500	88.90
P_C36__N	36/72	3.500	88.90	3.600	91.44