

阅读申明

- 1.本站收集的数据手册和产品资料都来自互联网，版权归原作者所有。如读者和版权方有任何异议请及时告之，我们将妥善解决。
- 2.本站提供的中文数据手册是英文数据手册的中文翻译，其目的是协助用户阅读，该译文无法自动跟随原稿更新，同时也可能存在翻译上的不当。建议读者以英文原稿为参考以便获得更精准的信息。
- 3.本站提供的产品资料，来自厂商的技术支持或者使用者的心得体会等，其内容可能存在描述上的差异，建议读者做出适当判断。
- 4.如需与我们联系，请发邮件到marketing@iczoom.com，主题请标有“数据手册”字样。

Read Statement


1. The datasheets and other product information on the site are all from network reference or other public materials, and the copyright belongs to the original author and original published source. If readers and copyright owners have any objections, please contact us and we will deal with it in a timely manner.
2. The Chinese datasheets provided on the website is a Chinese translation of the English datasheets. Its purpose is for reader's learning exchange only and do not involve commercial purposes. The translation cannot be automatically updated with the original manuscript, and there may also be improper translations. Readers are advised to use the English manuscript as a reference for more accurate information.
3. All product information provided on the website refer to solutions from manufacturers' technical support or users the contents may have differences in description, and readers are advised to take the original article as the standard.
4. If you have any questions, please contact us at marketing@iczoom.com and mark the subject with "Datasheets" .



**.100" [2.54 mm] Contact Centers, Male Breakaway Header
Dip Solder/Right Angle/SMT**

SPECIFICATIONS

- 3 amp current rating per contact
- UL Flammability Rating: 94V-O
- Insulator: Polyester, PA9T
- Contact Material: Phosphor Bronze

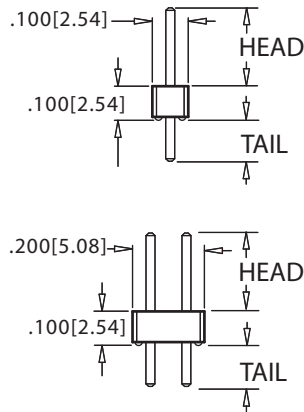


JUMPERS (see jumper pages for additional options)



PART NUMBER:
STC02SYAN (TIN PLATE)
SPC02SYAN (GOLD FLASH)
SSC02SYAN (0.00010" GOLD PLATE)

**TERMINATION TYPES
STRAIGHT TERMINATIONS**



| P/N CODE | HEAD DIMENSION | TAIL DIMENSION |
|----------|----------------|----------------|
| AA | .230[5.84] | .120[3.05] |
| AB | .230[5.84] | .230[5.84] |
| AC | .230[5.84] | .320[8.13] |
| AD | .230[5.84] | .420[10.67] |
| AE | .230[5.84] | .520[13.21] |
| AF | .230[5.84] | .620[15.75] |
| AG | .230[5.84] | .720[18.29] |
| AH | .230[5.84] | .820[20.83] |
| AI* | .230[5.84] | .900[22.86] |
| AJ* | .230[5.84] | 1.000[25.40] |
| AK* | .230[5.84] | .035[0.89] |
| FA | .318[8.08] | .120[3.05] |
| FB | .318[8.08] | .220[5.59] |
| FC | .318[8.08] | .320[8.13] |
| FD | .318[8.08] | .420[10.67] |
| FE | .318[8.08] | .520[13.21] |
| FF* | .318[8.08] | .620[15.75] |
| FG* | .318[8.08] | .710[18.29] |
| FH* | .318[8.08] | .810[20.83] |
| FI* | .318[8.08] | .910[23.37] |
| FJ* | .318[8.08] | .050[1.27] |
| ZA | .120[3.05] | .120[3.05] |
| ZB* | .120[3.05] | .095[2.41] |
| ZC | .120[3.05] | .260[6.60] |
| ZD | .120[3.05] | .610[15.49] |
| ZI* | .520[13.21] | .110[2.79] |
| ZJ* | .720[18.29] | .110[2.79] |
| ZO* | .820[20.83] | .110[2.79] |
| ZQ* | 1.020[25.91] | .110[2.79] |
| ZR* | 1.220[30.99] | .110[2.79] |

*Consult Factory for availability

SMT TERMINATIONS

Single Row with -M89 Modification Code

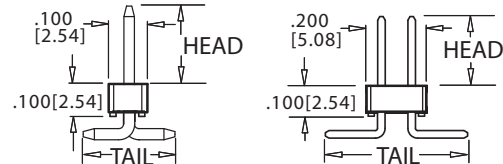


| P/N CODE | HEAD DIMENSION | TAIL DIMENSION |
|----------|----------------|----------------|
| BS | .230[5.84] | .180[4.57] |
| GS | .318[8.08] | .180[4.57] |
| ZC* | .120[3.05] | .180[4.57] |
| ZU* | .420[10.67] | .180[4.57] |

*Consult Factory for availability.

SMT TERMINATIONS

Single or Dual Row with -M30 Modification Code



| P/N CODE | HEAD DIMENSION | SINGLE ROW TAIL DIMENSION | DUAL ROW TAIL DIMENSION |
|----------|----------------|---------------------------|-------------------------|
| AB | .230[5.84] | .320[8.13] | .420[10.67] |
| FB | .318[8.08] | .300[7.62] | .400[10.16] |
| ZS* | .120[3.05] | .200[5.08] | .300[7.62] |
| ZT* | .420[10.67] | .200[5.08] | .300[7.62] |

*Consult Factory for availability

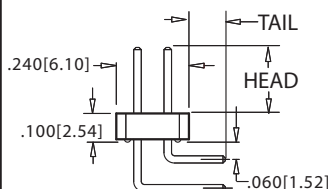
RIGHT ANGLE BEND TERMINATIONS



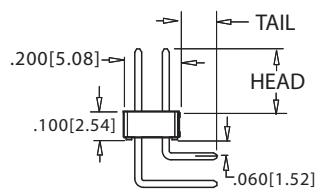
RIGHT ANGLE (Standard)



**RIGHT ANGLE SINGLE (Narrow)
-M71 Modification Code**



RIGHT ANGLE (Standard)



**RIGHT ANGLE DUAL (Narrow)
-M71 Modification Code**

| P/N CODE | HEAD DIMENSION | TAIL DIMENSION | -M71 TAIL DIMENSION |
|----------|----------------|----------------|---------------------|
| BA | .230[5.84] | .100[2.54] | .120[3.05] |
| BB | .230[5.84] | .200[5.08] | .220[5.59] |
| BC | .230[5.84] | .300[7.62] | .320[8.13] |
| BD | .230[5.84] | .400[10.16] | .420[10.67] |
| BE | .230[5.84] | .500[12.17] | .520[13.21] |
| BF** | .230[5.84] | .600[15.24] | .620[15.75] |
| BG** | .230[5.84] | .700[17.78] | .720[18.29] |
| BH* | .230[5.84] | .800[20.32] | .820[20.83] |
| BI* | .230[5.84] | .900[22.86] | .920[23.37] |
| BJ* | .230[5.84] | 1.000[25.40] | 1.020[25.91] |
| GA | .318[8.08] | .100[2.54] | .120[3.05] |
| GB | .318[8.08] | .200[5.08] | .220[5.59] |
| GC** | .318[8.08] | .300[7.62] | .320[8.13] |
| GD** | .318[8.08] | .400[10.16] | .420[10.67] |
| GE* | .318[8.08] | .600[15.24] | .620[15.75] |
| GF* | .318[8.08] | .800[20.32] | .820[20.83] |
| DA** | .120[3.05] | .120[3.05] | .140[3.56] |

*Consult Factory for availability.

**Consult factory for availability in Dual Readout



**.100" [2.54 mm] Contact Centers, Male Breakaway Header
Dip Solder/Right Angle/SMT**

PART NUMBER OPTIONS

SERIES _____

P = PBT/Phosphor Bronze
Operating Temperature: -65°C to + 125°C
Processing Temperature: 260° for 10 sec. Max.

G = PA9T/Phosphor Bronze (Required on SMT)
Operating Temperature: -65°C to + 150°C
Processing Temperature: 260° for 120 sec. Max.

CONTACT FINISH - RoHS Compliant _____

All platings are Lead Free and have .000050" Nickel underplate

| | |
|------------------------------|--------------------------|
| Contact Surface | Termination |
| B = .000010" Gold | .000100" Pure Tin, Matte |
| C = .000030" Gold | .000100" Pure Tin, Matte |
| Contact Surface | Overall Plating |
| E = .000010" Pure Tin, Matte | .000100" Pure Tin, Matte |

CONTACT CENTERS _____

C = .100" [2.54mm]

NUMBER OF POSITIONS _____

01 Thru 36 (eg. 36 Dual = 72 Contacts)

P B C 36 D AA N - Mxxx

MODIFICATION CODE (Consult Factory)
OMIT FOR STANDARD
-M30 = SMT ('G' Material Only), Vertical
-M89 = SMT ('G' Material Only), Horizontal
-M71 = Narrow Body (Right Angle Only)

MOUNTING STYLE
N = No Mounting
R = Retent Lead (Single Row Only)

TERMINATION TYPE (Opposite Page)

Straight = AA, AB, AC, AD, AE, AF, AG, AH, AI, AJ, AK, FA, FB, FC, FD, FE, FF, FG, FH, FI, FJ, ZA, ZB, ZC, ZD, ZI, ZJ, ZO, ZQ, ZR

Right Angle = BA, BB, BC, BD, BE, BF, BG, BH, BI, BJ, GA, GB, GC, GD, GE, GF, DA

Right Angle with -M71 Modification Code
= BA, BB, BC, BD, BE, BH, BI, BJ, GA, GB, GE, GF

SMT with -M89 Modification Code
= BS, GS, ZC, ZU (*Single Row & 'G' Material Only*)

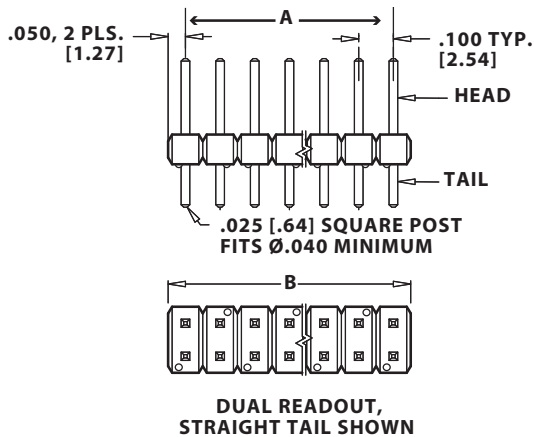
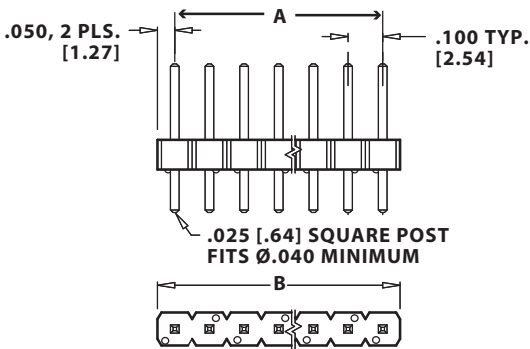
SMT with -M30 Modification Code
= AB, FB, ZS, ZT (*'G' Material Only*)

READOUT (Opposite Page)
S = Single
D = Dual

Sullins Headers

DIMENSIONS

Dimensions in [] are in millimeters, all others are in inches.



| PART NUMBER | NUMBER OF CONTACTS SINGLE/DUAL | A | | B | |
|-------------|--------------------------------|--------|-------|--------|-------|
| | | Inches | [MM] | Inches | [MM] |
| P_C01__N | 01/02 | 0.000 | 0.00 | 0.100 | 2.54 |
| P_C02__N | 02/04 | 0.100 | 2.54 | 0.200 | 5.08 |
| P_C03__N | 03/06 | 0.200 | 5.08 | 0.300 | 7.62 |
| P_C04__N | 04/08 | 0.300 | 7.62 | 0.400 | 10.16 |
| P_C05__N | 05/10 | 0.400 | 10.16 | 0.500 | 12.70 |
| P_C06__N | 06/12 | 0.500 | 12.70 | 0.600 | 15.24 |
| P_C07__N | 07/14 | 0.600 | 15.24 | 0.700 | 17.78 |
| P_C08__N | 08/16 | 0.700 | 17.78 | 0.800 | 20.32 |
| P_C09__N | 09/18 | 0.800 | 20.32 | 0.900 | 22.86 |
| P_C10__N | 10/20 | 0.900 | 22.86 | 1.000 | 25.40 |
| P_C11__N | 11/22 | 1.000 | 25.40 | 1.100 | 27.94 |
| P_C12__N | 12/24 | 1.100 | 27.94 | 1.200 | 30.48 |
| P_C13__N | 13/26 | 1.200 | 30.48 | 1.300 | 33.02 |
| P_C14__N | 14/28 | 1.300 | 33.02 | 1.400 | 35.56 |
| P_C15__N | 15/30 | 1.400 | 35.56 | 1.500 | 38.10 |
| P_C16__N | 16/32 | 1.500 | 38.10 | 1.600 | 40.64 |
| P_C17__N | 17/34 | 1.600 | 40.64 | 1.700 | 43.18 |
| P_C18__N | 18/36 | 1.700 | 43.18 | 1.800 | 45.72 |
| P_C19__N | 19/38 | 1.800 | 45.72 | 1.900 | 48.26 |
| P_C20__N | 20/40 | 1.900 | 48.26 | 2.000 | 50.80 |
| P_C21__N | 21/42 | 2.000 | 50.80 | 2.100 | 53.34 |
| P_C22__N | 22/44 | 2.100 | 53.34 | 2.200 | 55.88 |
| P_C23__N | 23/46 | 2.200 | 55.88 | 2.300 | 58.42 |
| P_C24__N | 24/48 | 2.300 | 58.42 | 2.400 | 60.96 |
| P_C25__N | 25/50 | 2.400 | 60.96 | 2.500 | 63.50 |
| P_C26__N | 26/52 | 2.500 | 63.50 | 2.600 | 66.04 |
| P_C27__N | 27/54 | 2.600 | 66.04 | 2.700 | 68.58 |
| P_C28__N | 28/56 | 2.700 | 68.58 | 2.800 | 71.12 |
| P_C29__N | 29/58 | 2.800 | 71.12 | 2.900 | 73.66 |
| P_C30__N | 30/60 | 2.900 | 73.66 | 3.000 | 76.20 |
| P_C31__N | 31/62 | 3.000 | 76.20 | 3.100 | 78.74 |
| P_C32__N | 32/64 | 3.100 | 78.74 | 3.200 | 81.28 |
| P_C33__N | 33/66 | 3.200 | 81.28 | 3.300 | 83.82 |
| P_C34__N | 34/68 | 3.300 | 83.82 | 3.400 | 86.36 |
| P_C35__N | 35/70 | 3.400 | 86.36 | 3.500 | 88.90 |
| P_C36__N | 36/72 | 3.500 | 88.90 | 3.600 | 91.44 |