

## 阅读申明

- 1.本站收集的数据手册和产品资料都来自互联网，版权归原作者所有。如读者和版权方有任何异议请及时告之，我们将妥善解决。
- 2.本站提供的中文数据手册是英文数据手册的中文翻译，其目的是协助用户阅读，该译文无法自动跟随原稿更新，同时也可能存在翻译上的不当。建议读者以英文原稿为参考以便获得更精准的信息。
- 3.本站提供的产品资料，来自厂商的技术支持或者使用者的心得体会等，其内容可能存在描述上的差异，建议读者做出适当判断。
- 4.如需与我们联系，请发邮件到marketing@iczoom.com，主题请标有“数据手册”字样。

## Read Statement

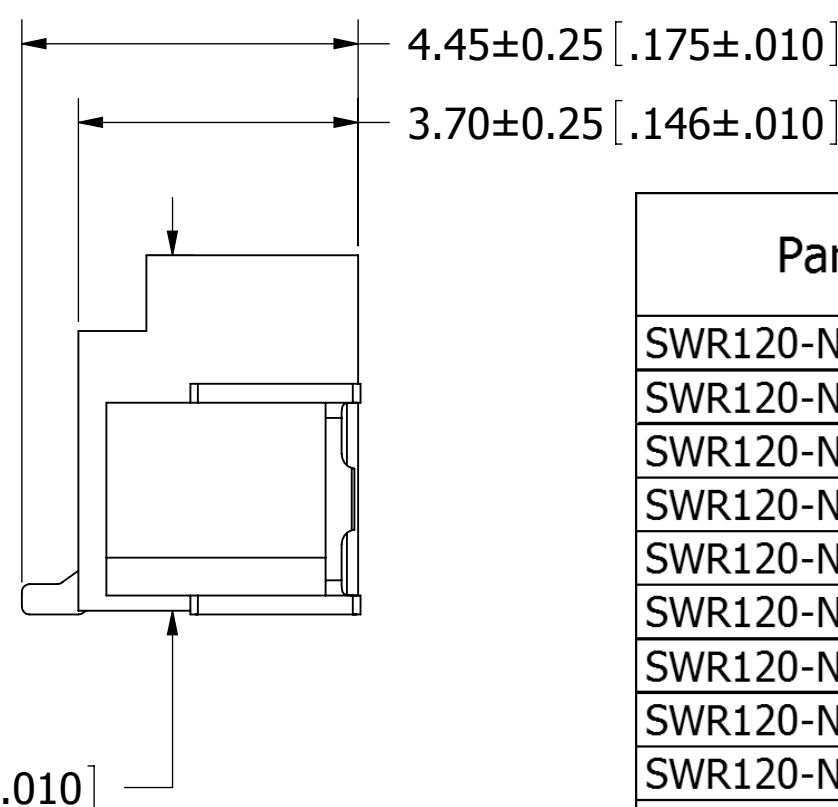
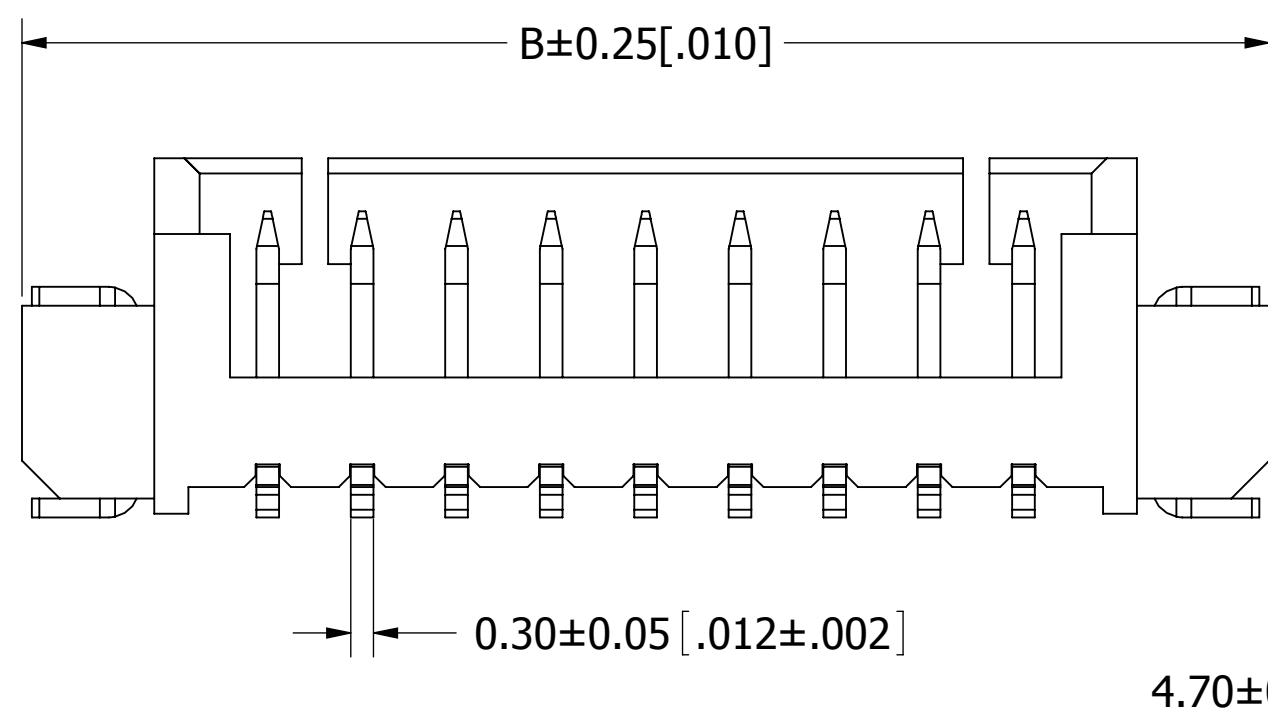
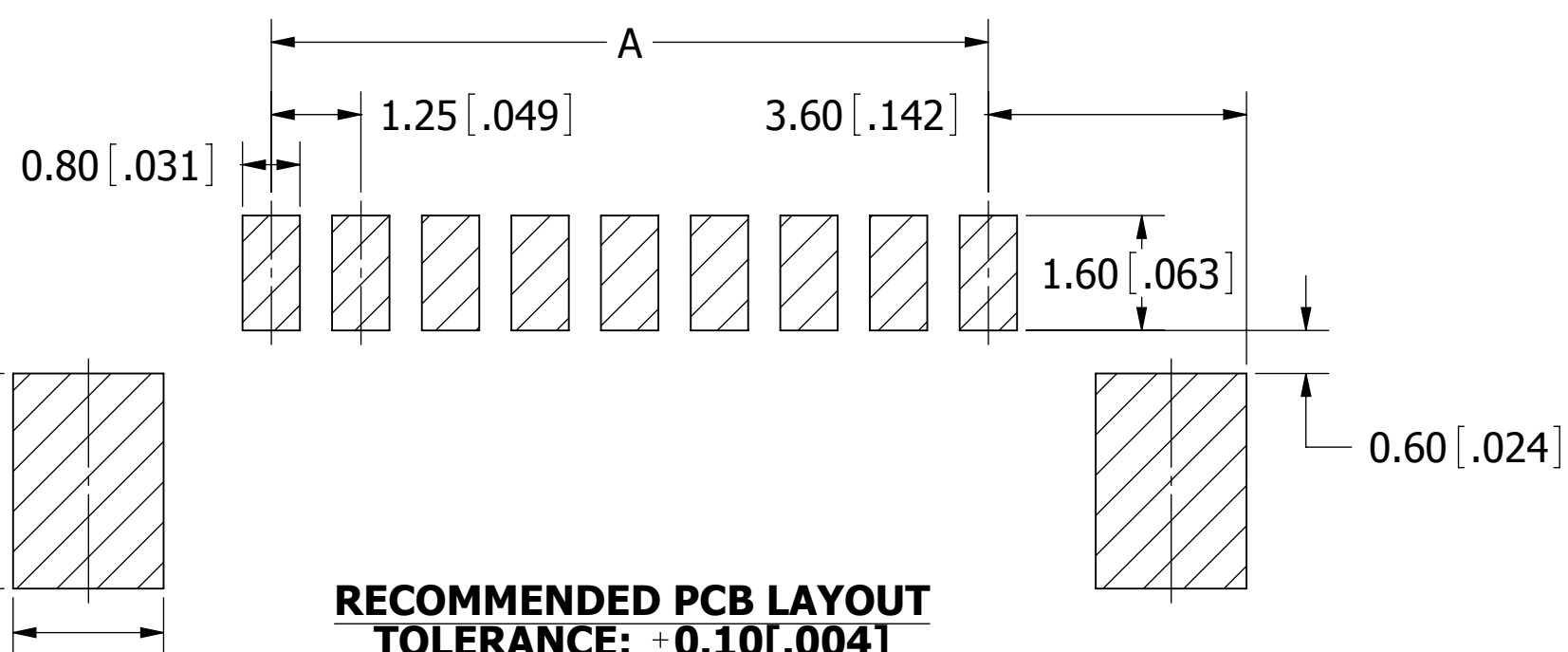
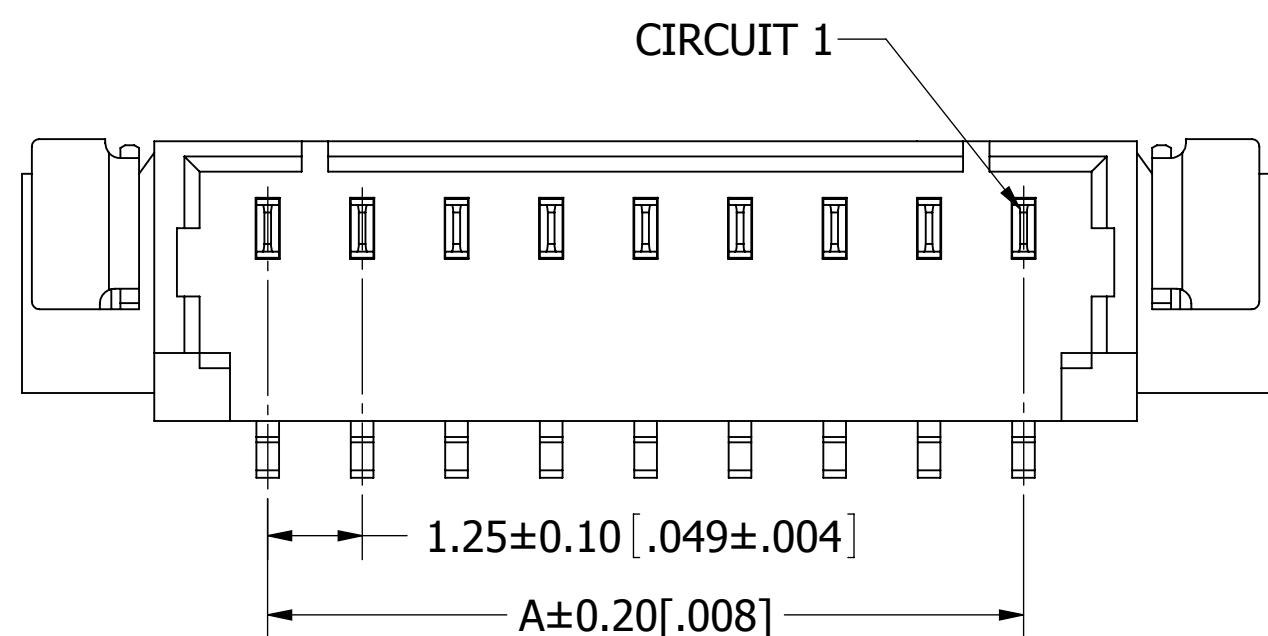
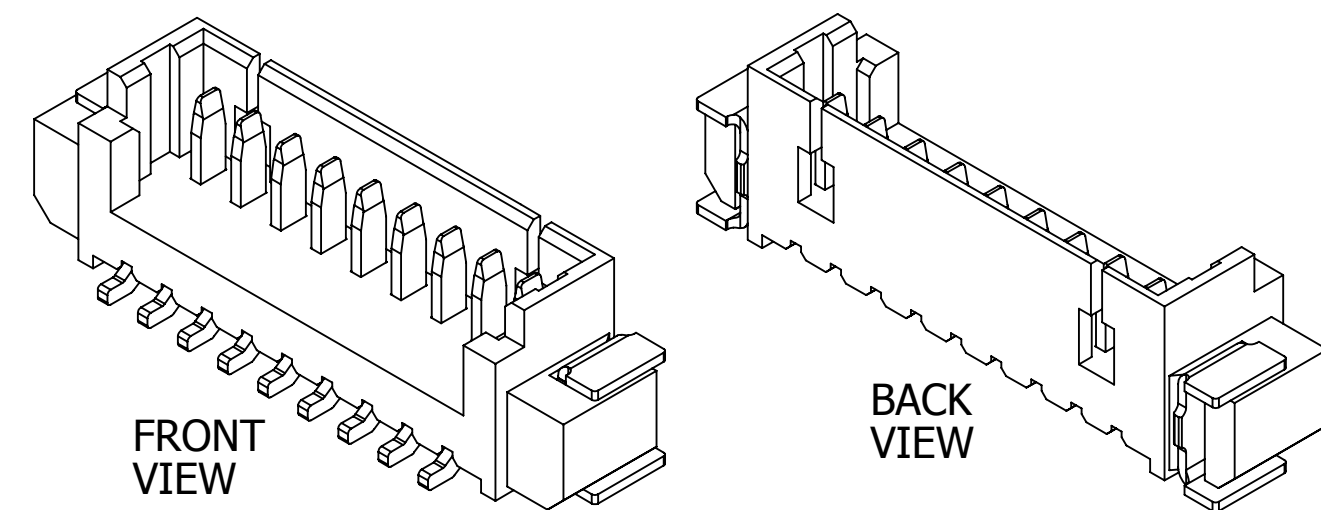
1. The datasheets and other product information on the site are all from network reference or other public materials, and the copyright belongs to the original author and original published source. If readers and copyright owners have any objections, please contact us and we will deal with it in a timely manner.
2. The Chinese datasheets provided on the website is a Chinese translation of the English datasheets. Its purpose is for reader's learning exchange only and do not involve commercial purposes. The translation cannot be automatically updated with the original manuscript, and there may also be improper translations. Readers are advised to use the English manuscript as a reference for more accurate information.
3. All product information provided on the website refer to solutions from manufacturers' technical support or users the contents may have differences in description, and readers are advised to take the original article as the standard.
4. If you have any questions, please contact us at marketing@iczoom.com and mark the subject with "Datasheets" .

# PART NUMBER CODING

## SWR120-NPEG-S\_\_-SM-BG

**NUMBER OF POSITIONS**  
(CONTACTS PER ROW)


REVISIONS				
REV.	ECO. NO	DESCRIPTION	DATE	BY
A	2002	INITIAL RELEASE	7/17/2009	JH



Part Number	Positions/ Contacts	A		B	
		MM	INCH	MM	INCH
SWR120-NPEG-S02-SM-BG	02/02	1.25	0.049	7.75	0.305
SWR120-NPEG-S03-SM-BG	03/03	2.50	0.098	9.00	0.354
SWR120-NPEG-S04-SM-BG	04/04	3.75	0.148	10.25	0.404
SWR120-NPEG-S05-SM-BG	05/05	5.00	0.197	11.50	0.453
SWR120-NPEG-S06-SM-BG	06/06	6.25	0.246	12.75	0.502
SWR120-NPEG-S07-SM-BG	07/07	7.50	0.295	14.00	0.551
SWR120-NPEG-S08-SM-BG	08/08	8.75	0.344	15.25	0.600
SWR120-NPEG-S09-SM-BG	09/09	10.00	0.394	16.50	0.650
SWR120-NPEG-S10-SM-BG	10/10	11.25	0.443	17.75	0.699
SWR120-NPEG-S11-SM-BG	11/11	12.50	0.492	19.00	0.748
SWR120-NPEG-S12-SM-BG	12/12	13.75	0.541	20.25	0.797
SWR120-NPEG-S13-SM-BG	13/13	15.00	0.591	21.50	0.846
SWR120-NPEG-S14-SM-BG	14/14	16.25	0.640	22.75	0.896
SWR120-NPEG-S15-SM-BG	15/15	17.50	0.689	24.00	0.945

### NOTES:

- INSULATOR MATERIAL: NYLON6T, UL94V-0, COLOR:BEIGE.
- CONTACT MATERIAL: PHOSPHOR BRONZE.
- CONTACT PLATING: TIN OVERALL.
- CURRENT RATING: 1 AMP.
- VOLTAGE RATING: 125V AC/DC.
- INSULATOR RESISTANCE: 100 MEGOHMS MIN.
- CONTACT RESISTANCE: 20 MILLIOHMS MAX.
- DIELECTRIC WITHSTANDING VOLTAGE: 500V AC.
- OPERATING TEMPERATURE: -25° C TO +85° C.
- MATES WITH SWH120 SERIES SINGLE ROW HOUSING.



RoHS COMPLIANT

UNLESS OTHERWISE SPECIFIED:  
DIMENSIONS ARE IN MM [INCHES]  
TOLERANCES:  
ANGULAR:  $\pm 5^\circ$   
.X =  $\pm .3$  [.01]  
.XX =  $\pm .15$  [.006]  
.XXX =  $\pm .050$  [.0020]  
SURFACE FINISH: 63 Ra  
REMOVE ALL BURRS AND SHARP EDGES .010 MAX

INTERPRET DIMENSIONS AND GEOMETRIC TOLERANCING PER: ANSI Y14.5M-1994

DRAWN	DATE	NAME
JH	7/30/2009	JH

THE INFORMATION HEREIN CONTAINS PROPRIETARY INFORMATION OF SULLINS ELECTRONICS AND IS NOT TO BE REPRODUCED, USED OR DISCLOSED TO OTHERS FOR ANY PURPOSE EXCEPT AS SPECIFICALLY AUTHORIZED IN WRITING BY AN OFFICER OF SULLINS ELECTRONICS.

<b>SULLINS</b> CONNECTOR SOLUTIONS	
DESCRIPTION WAFER, 1.25mm CC, 1 ROW, SM	
PART NUMBER <b>SWR120-NPEG-S__-SM-BG</b>	
SIZE <b>C</b>	DWG. NO. 11294
SCALE: 10:1	
REV <b>A</b>	
SHEET 1 OF 1	