










阅读申明

- 1.本站收集的数据手册和产品资料都来自互联网，版权归原作者所有。如读者和版权方有任何异议请及时告之，我们将妥善解决。
- 2.本站提供的中文数据手册是英文数据手册的中文翻译，其目的是协助用户阅读，该译文无法自动跟随原稿更新，同时也可能存在翻译上的不当。建议读者以英文原稿为参考以便获得更精准的信息。
- 3.本站提供的产品资料，来自厂商的技术支持或者使用者的心得体会等，其内容可能存在描述上的差异，建议读者做出适当判断。
- 4.如需与我们联系，请发邮件到marketing@iczoom.com，主题请标有“数据手册”字样。

Read Statement

1. The datasheets and other product information on the site are all from network reference or other public materials, and the copyright belongs to the original author and original published source. If readers and copyright owners have any objections, please contact us and we will deal with it in a timely manner.
2. The Chinese datasheets provided on the website is a Chinese translation of the English datasheets. Its purpose is for reader's learning exchange only and do not involve commercial purposes. The translation cannot be automatically updated with the original manuscript, and there may also be improper translations. Readers are advised to use the English manuscript as a reference for more accurate information.
3. All product information provided on the website refer to solutions from manufacturers' technical support or users the contents may have differences in description, and readers are advised to take the original article as the standard.
4. If you have any questions, please contact us at marketing@iczoom.com and mark the subject with "Datasheets" .

Series	IL-AG5	MX19	MX23A	MX31	MX34	MX36	MX37	MX39/MX45	MX44
Photo									
Pitch	2.5mm	2.5mm	2.5mm	Signal: 2.2mm Power: 3.2mm	2.2mm	2.5mm	2.2mm	2.2mm	3.5mm
Wire Size	AWG #22-18 AV,AVS,AVSS: 0.3 to 0.5mm ² AVS, AVSS: 0.85mm ²	AWG #22-20 CAVS: 0.3 to 0.5mm ² AVSS: 0.5mm ²	AWG #22-16 AVSS, AVS: 0.5 to 1.25mm ²	Signal: AWG #22-20 Power: AWG #22-16 Signal: AVS, AVSS, AVX 0.3 to 0.5mm ² Power: AVS, AVSS AVX 0.3 to 1.25mm ²	AWG #22-20 AVSS: 0.3, 0.5mm ² CHFUS: 0.22 to 0.35mm ² , 0.5 to 0.75mm ² CAN SD: 0.35mm ²	AWG #20 AVSS 0.5, AVSS 0.5F, AVSSX 0.5f, TVSSX 0.5f	AWG #20 AVSS 0.5, AVSS 0.5F, AVSSX 0.5f, TVSSX 0.5f	AWG #28 Twin Ax	AWG #22-20 AVSS 0.3 to 0.5mm ²
Pin Count	1 row: 4,5,6, 7,10 2 rows: 14,16, 18,22,30	2, 4	12, 18, 26, 34, 36,40	Pin: 70,98,104,135 Socket: 31,34,35	3,5,7,12,16,20, 24,28,32,36,40	2, 4	4	4	2, 4, 6
Current Rating	3A	5A	3A	Signal: 2.2A Power: 5.7A	3A	3A	3A	500mA	3A
Operating Temperature	-40 ~ +85 °C	-40 ~ +85 °C	-40 ~ +125 °C	-40 ~ +85 °C	-40 ~ +85 °C	-40 ~ +105 °C	-40 ~ +105 °C	-40 ~ +85 °C	-40 ~ +125 °C
Application	Cable to Cable/ Board to Cable	Cable to Cable	Board to Cable	Board to Cable	Board to Cable	Cable to Cable	Cable to Cable	Cable to Cable/ Board to Cable	Board to Cable
Features	Mechanical lock system enabling complete mating. Secondary lock mechanism to ensure correct terminal retention. Simplified crimp type termination.	Waterproof. Mechanical lock system. Grommet seal. Terminals have low insertion force and stress dispersion. Rear cover protects the grommet from damage.	Waterproof. Low profile. Available in reverse mount type. Retainer detects incomplete insertion of socket contact.	Mechanical lock system with audible click. Socket side contact designed with secondary lock. Simplified crimp type termination.	Lightweight. Mating and unmating force less than 80N. Closed box socket contact increases mechanical strength. Preset retainer allows easy wire harness assembly.	Waterproof. Spring separates connectors if not correctly mated. Shorting contact eliminates static discharge. Retainer detects incomplete insertion of socket contact.	Mechanical complete mating method. Spring separates connector if not correctly mated. Shorting contact eliminates static discharge. Retainer detects incomplete insertion.	USB 2.0 compatible. Sold as a complete harness with USB standard receptacle.	Single contact waterproof. Compact size. Improved vibration resistance by vibration absorption function of rubber. Secondary lock mechanism.