

阅读申明

- 1.本站收集的数据手册和产品资料都来自互联网，版权归原作者所有。如读者和版权方有任何异议请及时告之，我们将妥善解决。
- 2.本站提供的中文数据手册是英文数据手册的中文翻译，其目的是协助用户阅读，该译文无法自动跟随原稿更新，同时也可能存在翻译上的不当。建议读者以英文原稿为参考以便获得更精准的信息。
- 3.本站提供的产品资料，来自厂商的技术支持或者使用者的心得体会等，其内容可能存在描述上的差异，建议读者做出适当判断。
- 4.如需与我们联系，请发邮件到marketing@iczoom.com，主题请标有“数据手册”字样。

Read Statement

1. The datasheets and other product information on the site are all from network reference or other public materials, and the copyright belongs to the original author and original published source. If readers and copyright owners have any objections, please contact us and we will deal with it in a timely manner.
2. The Chinese datasheets provided on the website is a Chinese translation of the English datasheets. Its purpose is for reader's learning exchange only and do not involve commercial purposes. The translation cannot be automatically updated with the original manuscript, and there may also be improper translations. Readers are advised to use the English manuscript as a reference for more accurate information.
3. All product information provided on the website refer to solutions from manufacturers' technical support or users the contents may have differences in description, and readers are advised to take the original article as the standard.
4. If you have any questions, please contact us at marketing@iczoom.com and mark the subject with "Datasheets" .




Series 518 Open Frame Collet Socket w/Solder Pin Tails

FEATURES

- Open Frame allows efficient utilization of board space with optimized cooling
- Choose from several pin styles
- Compatible with automatic insertion equipment
- Side-to-side and end-to-end stackable

GENERAL SPECIFICATIONS

- BODY MATERIAL: black UL 94V-0 glass-filled 4/6 Nylon
- PIN BODY: Brass 360 1/2-hard per UNS C36000 ASTM B16-00
- PIN BODY PLATING: 10μ [0.25μ] min. Au per MIL-G-45204
 - or
 - 200μ [5.08μ] min. 93/7 Sn/Pb per ASTM B545
 - or
 - 200μ [5.08μ] min. Sn per ASTM B545 Type 1 over 100μ [2.54μ] min. Ni per SAE AMS-QQ-N-290
- 4-FINGERED COLLET CONTACT: BeCu per UNS C17200 ASTM B194-01
- CONTACT PLATING: 200μ [5.08μ] min. 93/7 Sn/Pb per ASTM B545
 - or
 - 200μ [5.08μ] min. Sn per ASTM B545 Type 1
 - or
 - 10μ [0.25μ] Au per MIL-G-45204 over 50μ [1.27μ] min. Ni per SAE AMS-QQ-N-290
- AVAILABLE PLATING: Heavy Au 30μ [0.76μ]
- CONTACT CURRENT RATING: 3 amps
- OPERATING TEMPERATURE: 221°F [105°C] Sn and Sn/Pb plating 257°F [125°C] Au plating
- INSERTION FORCE: 180g/pin
- WITHDRAWAL FORCE: 90g/pin
- NORMAL FORCE: 140g/pin
- MIDGET PIN INSERTION FORCE: 370g/pin
- MIDGET PIN WITHDRAWAL FORCE: 150g/pin
- MIDGET PIN NORMAL FORCE: 240g/pin, based on a 0.018 [0.46] dia. test lead
- ACCEPTS LEAD LENGTHS: from 0.100 [2.54] min. and 0.015-0.025 [0.38-0.64] dia.
- ACCEPTS MIDGET PIN LEAD LENGTHS: from 0.080 [2.03] and up to 0.022 [0.56] dia.



CUSTOMIZATION: In addition to the standard products shown on this page, Aries specializes in custom design and production. Special materials, platings, sizes, and configurations can be furnished, depending on the quantity. **NOTE:** Aries reserves the right to change product general specifications without notice.

ORDERING INFORMATION

XX-X 518-1 X X

No. of Pins ———
See Table

Row-to-Row Spacing ———
3: "Y" = 0.300 [7.62]
4: "Y" = 0.400 [10.16]
6: "Y" = 0.600 [15.24]
9: "Y" = 0.900 [22.86]

Series ———
Solder Pin Tail ———

Options

- H = Heavy Au on Collet
- T = Sn on Collet
- M = Midget Solder Tail (available Au Collet/Sn Shell only)
- E = Extra Long Solder Tail

Plating

- 0 = Au Collet/Sn Shell
- 1 = Au Collet/Au Shell

MOUNTING CONSIDERATIONS

- SUGGESTED PCB HOLE SIZE FOR SOLDER PIN TAIL AND EXTRA LONG PIN: 0.030 ±0.002 [0.76 ±0.05] dia.
- SUGGESTED PCB HOLE SIZE FOR MIDGET PIN: 0.040 ±0.002 [1.02 ±0.05] dia.

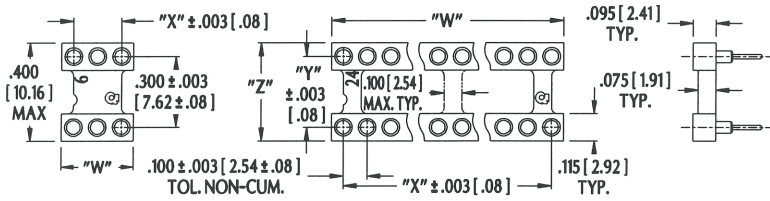


Bristol, PA 19007-6810 USA
TEL (215) 781-9956 • FAX (215) 781-9845
WWW.ARIESELEC.COM • INFO@ARIESELEC.COM





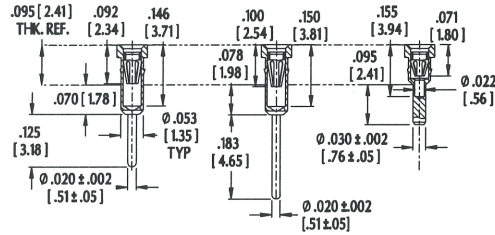
Series 518 Open Frame Collet Socket w/Solder Pin Tails



STYLE A

STYLE B.C (2.3 RIB)

Style D (4,5 rib) not shown



Frame Style	No. of Ribs	Centers "Y"	Dim. "Z"	Available Sizes
A	1	0.300 [7.62]	0.400 [10.16]	6
B	2	0.300 [7.62] 0.400 [10.16]	0.400 [10.16] 0.500 [12.70]	8, 14, 16, 18, 20, 24 20, 22
C	3	0.300 [7.62] 0.400 [10.16] 0.600 [15.24]	0.400 [10.16] 0.500 [12.70] 0.700 [17.78]	28 24 24, 28, 32, 40, 48
D	4, 5	0.900 [22.86]	1.000 [25.40]	50, 64

ALL DIMENSIONS: INCHES [MILLIMETERS]

ALL TOLERANCES: ± 0.005 [0.13] UNLESS OTHERWISE SPECIFIED

"W" (# PINS PER ROW) x 0.100 [2.54]

"X" (# PINS PER ROW - 1) x 0.100 [2.54]

OTHER COLLET PINS AVAILABLE, CONSULT...

[Data Sheet 12017](#) FOR WIRE WRAP PINS

[Data Sheet 12018](#) FOR SURFACE MOUNT PINS

[Data Sheet 12026](#) and [Data Sheet 12027](#) for OPEN FRAME CAPACITOR SOCKETS

CONSULT FACTORY FOR OTHER SIZES AND CONFIGURATIONS

ORDERING INFORMATION

XX - X 518 - 1 XXX XXX

Pin Count (see Table)

Row-to-Row Spacing

3 "Y" = 0.300 [7.62]

4 "Y" = 0.400 [10.16]

6 "Y" = 0.600 [15.24]

9 "Y" = 0.900 [22.86]

Series

Solder Pin Tail

Optional Suffix

H = Heavy Au on Collet

T = Sn on Collet

TL = Sn/Pb on Collet

M = Midget Solder Tail - Available Au Collet, Sn Shell

MTL = Midget Solder Tail - Available Au Collet, Sn/Pb Shell Only

Plating

0 = Au Collet, Sn Shell

OE = Au Collet, Sn Shell w/Extra Long Solder Tail

OTL = Au Collet, Sn/Pb Shell

1 = Au Collet, Au Shell



Bristol, PA 19007-6810 USA
 TEL (215) 781-9956 • FAX (215) 781-9845
WWW.ARIESELEC.COM • INFO@ARIESELEC.COM

