

## 阅读申明

- 1.本站收集的数据手册和产品资料都来自互联网，版权归原作者所有。如读者和版权方有任何异议请及时告之，我们将妥善解决。
- 2.本站提供的中文数据手册是英文数据手册的中文翻译，其目的是协助用户阅读，该译文无法自动跟随原稿更新，同时也可能存在翻译上的不当。建议读者以英文原稿为参考以便获得更精准的信息。
- 3.本站提供的产品资料，来自厂商的技术支持或者使用者的心得体会等，其内容可能存在描述上的差异，建议读者做出适当判断。
- 4.如需与我们联系，请发邮件到marketing@iczoom.com，主题请标有“数据手册”字样。

## Read Statement

1. The datasheets and other product information on the site are all from network reference or other public materials, and the copyright belongs to the original author and original published source. If readers and copyright owners have any objections, please contact us and we will deal with it in a timely manner.
2. The Chinese datasheets provided on the website is a Chinese translation of the English datasheets. Its purpose is for reader's learning exchange only and do not involve commercial purposes. The translation cannot be automatically updated with the original manuscript, and there may also be improper translations. Readers are advised to use the English manuscript as a reference for more accurate information.
3. All product information provided on the website refer to solutions from manufacturers' technical support or users the contents may have differences in description, and readers are advised to take the original article as the standard.
4. If you have any questions, please contact us at marketing@iczoom.com and mark the subject with "Datasheets" .



# Series X508 Single and Dual Row Collet Sockets with Wire Wrap Pins

## FEATURES:

- Aries collet sockets are available in single or dual rows.
- Cuttable to the number of pins desired to fit the application.
- Side-to-side and end-to-end stackable.

## SPECIFICATIONS:

- Body material is black UL 94V-0 Nylon 4/6.
- Pin body is Brass Alloy 360 1/2 hard per UNS C36000 ASTM-B16-00.
- Pin body plating is either 10µ [.25µm] min. Gold per MIL-G-45204 or 200µ [5.08µm] min. 93/7 Tin/Lead per ASTM B545 or 200µ [5.08µm] min. Tin per ASTM B545 Type 1 over 100µ [2.54µm] min. Nickel per SAE-AMS-QQ-N-290.
- 4-fingered collet contact is Beryllium Copper Alloy per UNS C17200 ASTM-B194-01.
- Contact plating is either 200µ [5.08µm] min. 93/7 Tin/Lead per ASTM B545 or 200µ [5.08µm] min. Tin per ASTM B545 Type 1 or 10µ [.25µm] min. Gold per MIL-G-45204 over 50µ [1.27µm] min. Nickel per SAE-AMS-QQ-N-290.
- Contact current rating=3 Amps.
- Operating Temp. = -67°F to 221°F [-55°C to 105°C] Tin  
= -67°F to 257°F [-55°C to 125°C] Gold
- Insertion Force=180 grams/pin; Withdrawal Force=90 grams/pin;  
Normal Force=140 grams/pin; based on a .018 [.46] dia. test lead.
- Accepts leads .015-.025 [.38-.64] in diameter, .110-.160 [2.79-4.06] long.

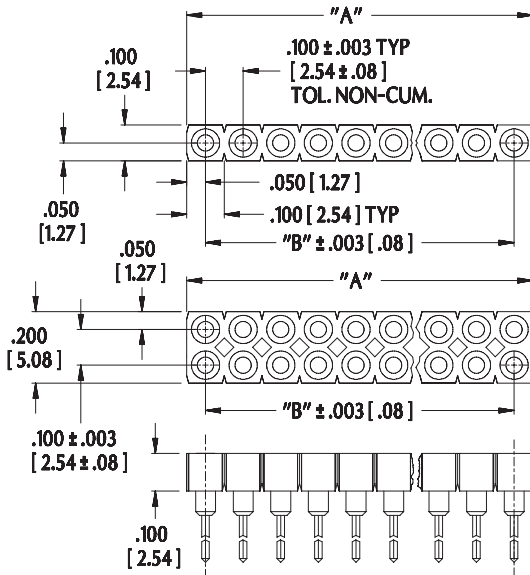
## MOUNTING CONSIDERATIONS:

- Suggested PCB hole size=.045 ± .002 [1.14 ± .05] dia.


## ALL DIMENSIONS: INCHES [MILLIMETERS]

"A"=(NO. OF PINS PER ROW) X .100 [2.54]

"B"=(NO. OF PINS PER ROW - 1) X .100 [2.54]



All tolerances ± .005 [.13] unless otherwise specified



Note: Aries specializes in custom design and production. In addition to the standard products shown on this page, special materials, platings, sizes, and configurations can be furnished, depending on quantities. Aries reserves the right to change product specifications without notice.

## ORDERING INFORMATION

XX-X508-XXXX

No. of pins:  
Single row: 1-40 pins  
Dual row: 2-40 pins

0=Single row  
1=Dual row

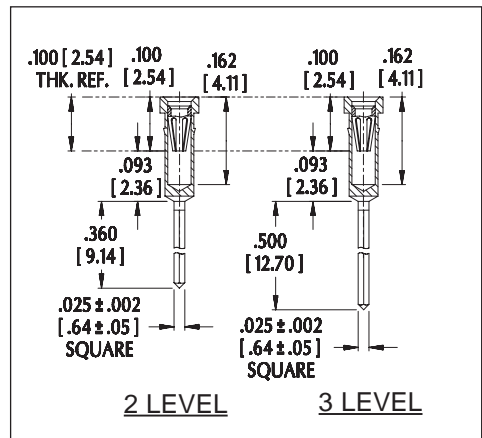
Series

Plating:

0=Gold collet/Tin shell  
0TL=Gold collet/Tin/Lead shell  
1=Gold collet/Gold shell

2=2 level wire wrap  
3=3 level wire wrap

Consult Data Sheet No. 12020 for Series X518 Collet Sockets with solder tail pins.



http://www.arieselec.com • info@arieselec.com

NORTH AMERICA  
Frenchtown, NJ USA  
TEL: (908) 996-6841  
FAX: (908) 996-3891



EUROPE  
TEL: +44 870 240 0249  
FAX: +44 871 919 6033  
europe@arieselec.com



12021  
REV.E