

阅读申明

- 1.本站收集的数据手册和产品资料都来自互联网，版权归原作者所有。如读者和版权方有任何异议请及时告之，我们将妥善解决。
- 2.本站提供的中文数据手册是英文数据手册的中文翻译，其目的是协助用户阅读，该译文无法自动跟随原稿更新，同时也可能存在翻译上的不当。建议读者以英文原稿为参考以便获得更精准的信息。
- 3.本站提供的产品资料，来自厂商的技术支持或者使用者的心得体会等，其内容可能存在描述上的差异，建议读者做出适当判断。
- 4.如需与我们联系，请发邮件到marketing@iczoom.com，主题请标有“数据手册”字样。

Read Statement

1. The datasheets and other product information on the site are all from network reference or other public materials, and the copyright belongs to the original author and original published source. If readers and copyright owners have any objections, please contact us and we will deal with it in a timely manner.
2. The Chinese datasheets provided on the website is a Chinese translation of the English datasheets. Its purpose is for reader's learning exchange only and do not involve commercial purposes. The translation cannot be automatically updated with the original manuscript, and there may also be improper translations. Readers are advised to use the English manuscript as a reference for more accurate information.
3. All product information provided on the website refer to solutions from manufacturers' technical support or users the contents may have differences in description, and readers are advised to take the original article as the standard.
4. If you have any questions, please contact us at marketing@iczoom.com and mark the subject with "Datasheets" .

TT-UKK5-D/ 24DC


Order No.: 2788090



<http://eshop.phoenixcontact.de/phoenix/treeViewClick.do?UID=2788090>

Double-level modular terminal block with suppressor diode as surge protection between both levels, nominal voltage: 24 V DC, for mounting on NS 32 or NS 35/7.5, closed housing, terminal width: 6.2 mm, terminal height: 68 mm

Commercial data

GTIN (EAN)	 4 017918 071332
sales group	J303
Pack	50 pcs.
Customs tariff	85363010
Catalog page information	Page 109 (TT-2009)

Product notes

WEEE/RoHS-compliant since:
03/03/2006



<http://www.download.phoenixcontact.com>
Please note that the data given here has been taken from the online catalog. For comprehensive information and data, please refer to the user documentation. The General Terms and Conditions of Use apply to Internet downloads.

Technical data

General

Housing material	PA
Inflammability class acc. to UL 94	V2
Color	black

Standards for air and creepage distances	VDE 0110-1
Total surge current (8/20) μ s	169 A
Ambient temperature (operation)	-40 °C ... 85 °C
Mounting type	DIN rail/G-profile rail
Design	Double-level terminal block
Degree of protection	IP20
Direction of action	Line-Line
Width	6.20 mm
Height	68.00 mm
Length	80.00 mm

Protective circuit

IEC category	C3
VDE requirement class	C3
Nominal voltage U_N	24 V DC
Maximum continuous operating voltage U_C	28 V DC
	20 V AC
Maximum continuous voltage U_C (wire-wire)	28 V DC
	20 V AC
Nominal current I_N	16 A
Operating effective current I_C at U_C	≤ 5 A
Nominal discharge surge current I_n (8/20) μ s (Core-Core)	169 A
Total surge current (8/20) μ s	169 A
Max. discharge surge current I_{max} (8/20) μ s maximum (Core-Core)	169 A
Nominal pulse current I_{an} (10/1000) μ s (Core-Core)	33 A
Output voltage limitation at 1 kV/ μ s (Core-Core) static	≤ 40 V
Residual voltage at I_n , (conductor-conductor)	≤ 55 V
Response time t_A (Core-Core)	≤ 1 ns
Cut-off frequency f_g (3 dB), sym. in 150 Ohm system	Typ. 1.2 MHz
Capacity (Core-Core)	≤ 1.6 nF (typical)
Surge carrying capacity in acc. with IEC 61643-21 (Core-Core)	C3 (25 A)

Connection data

Type of connection	Screw connection
Connection type IN	Screw terminal blocks
Connection type OUT	Screw terminal blocks
Screw thread	M3
Tightening torque	0.5 Nm
Stripping length	8 mm
Conductor cross section stranded min.	0.2 mm ²
Conductor cross section stranded max.	4 mm ²
Conductor cross section solid min.	0.2 mm ²
Conductor cross section solid max.	4 mm ²
Conductor cross section AWG/kcmil min.	24
Conductor cross section AWG/kcmil max	12

Connection, protective circuit

Standards/regulations	IEC 61643-21
-----------------------	--------------

Certificates / Approvals

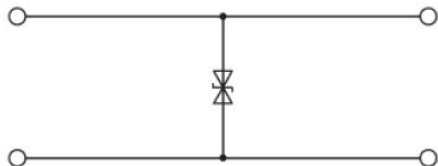


Certification

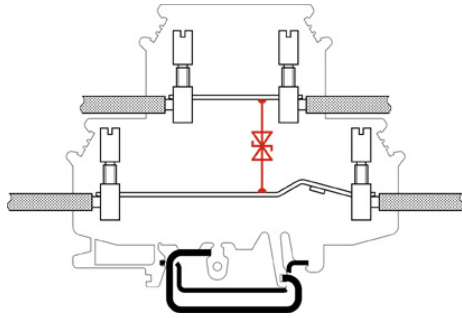
CSA, GOST

Diagrams/Drawings

Circuit diagram



Schematic diagram



Address

PHOENIX CONTACT Deutschland GmbH
Flachmarktstr. 8
32825 Blomberg, Germany
Phone +49 5235 3 12000
Fax +49 5235 3 41200
<http://www.phoenixcontact.de>



© 2011 Phoenix Contact
Technical modifications reserved;