

## 阅读申明

- 1.本站收集的数据手册和产品资料都来自互联网，版权归原作者所有。如读者和版权方有任何异议请及时告之，我们将妥善解决。
- 2.本站提供的中文数据手册是英文数据手册的中文翻译，其目的是协助用户阅读，该译文无法自动跟随原稿更新，同时也可能存在翻译上的不当。建议读者以英文原稿为参考以便获得更精准的信息。
- 3.本站提供的产品资料，来自厂商的技术支持或者使用者的心得体会等，其内容可能存在描述上的差异，建议读者做出适当判断。
- 4.如需与我们联系，请发邮件到marketing@iczoom.com，主题请标有“数据手册”字样。

## Read Statement

1. The datasheets and other product information on the site are all from network reference or other public materials, and the copyright belongs to the original author and original published source. If readers and copyright owners have any objections, please contact us and we will deal with it in a timely manner.
2. The Chinese datasheets provided on the website is a Chinese translation of the English datasheets. Its purpose is for reader's learning exchange only and do not involve commercial purposes. The translation cannot be automatically updated with the original manuscript, and there may also be improper translations. Readers are advised to use the English manuscript as a reference for more accurate information.
3. All product information provided on the website refer to solutions from manufacturers' technical support or users the contents may have differences in description, and readers are advised to take the original article as the standard.
4. If you have any questions, please contact us at marketing@iczoom.com and mark the subject with "Datasheets" .


# TT-URTK/S-110AC

Order No.: 2788236



<http://eshop.phoenixcontact.de/phoenix/treeViewClick.do?UID=2788236>

Disconnect terminal block with suppressor diode as surge protection, nominal voltage 110 V AC, for mounting on NS 32 or NS 35/7.5, closed housing, terminal width: 8.2 mm, terminal height: 51.5 mm

Commercial data	
GTIN (EAN)	 4 017918 071448
sales group	J303
Pack	50 pcs.
Customs tariff	85363030
Catalog page information	Page 87 (TT-2007)

#### Product notes

WEEE/RoHS-compliant since:  
06/28/2006



<http://www.download.phoenixcontact.com>  
Please note that the data given here has been taken from the online catalog. For comprehensive information and data, please refer to the user documentation. The General Terms and Conditions of Use apply to Internet downloads.

Technical data	
General	
Housing material	PA
Inflammability class acc. to UL 94	V2
Color	black

Total surge current (8/20) $\mu$ s	28 A
Ambient temperature (operation)	-40 °C ... 85 °C
Mounting type	DIN rail/G-profile rail
Design	Single-level terminal block with disconnect slide
Number of positions	1
Degree of protection	IP20
Direction of action	Line-Earth Ground
Width	8.20 mm
Height	51.50 mm
Length	72.00 mm

**Protective circuit**

Nominal voltage $U_N$	110 V AC
Maximum continuous operating voltage $U_C$	171 V DC
	121 V AC
Maximum continuous voltage $U_C$ (wire-ground)	171 V DC
	121 V AC
Nominal current $I_N$	57 A (45°C)
Ground conductor current $I_{PE}$	$\leq 5 \mu$ A
Nominal discharge surge current $I_n$ (8/20) $\mu$ s (Core-Earth)	28 A
Total surge current (8/20) $\mu$ s	28 A
Max. discharge surge current $I_{max}$ (8/20) $\mu$ s maximum (Core-Earth)	28 A
Nominal pulse current $I_{an}$ (10/1000) $\mu$ s (Core-Earth)	5.5 A
Output voltage limitation at 1 kV/ $\mu$ s (Core-Earth) static	$\leq 240$ V
Residual voltage at $I_n$ , (conductor-ground)	$\leq 353$ V
Response time $t_A$ (Core-Earth)	$\leq 1$ ns
Cut-off frequency $f_g$ (3 dB), asym. (PE) in 150 Ohm system	Typ. 10 MHz
Capacity (Core-Earth)	$\leq 0.34$ nF

**Connection data**

Type of connection	Screw connection
Connection type IN	Screw terminal blocks
Connection type OUT	Screw terminal blocks

Screw thread	M3
Tightening torque	0.5 Nm
Stripping length	13 mm
Conductor cross section stranded min.	0.5 mm <sup>2</sup>
Conductor cross section stranded max.	6 mm <sup>2</sup>
Conductor cross section solid min.	0.5 mm <sup>2</sup>
Conductor cross section solid max.	10 mm <sup>2</sup>
Conductor cross section AWG/kcmil min.	20
Conductor cross section AWG/kcmil max	8

### Certificates / Approvals



Certification GOST

### Accessories

Item	Designation	Description
<b>Assembly</b>		
0310143	D-URTK BK	End cover, Length: 72 mm, Width: 2.2 mm, Height: 51.5 mm, Color: black
<b>Marking</b>		
1051993	B-STIFT	Marker pen, for manual labeling of unprinted Zack strips, smear-proof and waterproof, line thickness 0.5 mm
1051016	ZB 6,LGS:FORTL.ZAHLEN	Zack marker strip, 10-section, printed horizontally: with the numbers 1 - 10, 11 - 20 and so on up to 491 - 500, color: white
1051414	ZB 6,LGS:L1-N,PE	Zack strip, printed horizontally, strips with 10 labels, L1, L2, L3, N, PE, L1, L2, L3, N, PE, color: white
1051430	ZB 6,LGS:U-N	Zack strip, printed horizontally: 10-section, U, V, W, N, GND, U, V, W, N, GND, color: white
1050499	ZB 6:SO/CMS	Zack strip, 10-section, divisible, special printing, marking according to customer requirements
1051003	ZB 6:UNBEDRUCKT	Zack strip, unprinted, strips with 10 labels for individual labeling with M-PEN or CMS system, for terminal block width: 6.2 mm, color: white

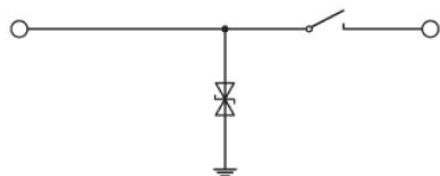
0808749	ZBF 6,LGS:FORTL.ZAHLEN	Zack marker strip, flat, printed horizontally: 10-section, with the numbers 1 - 10, 11 - 20, and so on up to 91 - 100, color: white
0808736	ZBF 6/WH-100:UNBEDRUCKT	Zack strip, flat, unprinted: 10-section, for individual labeling with M-PEN or ZBF-T, large batch, sufficient for labeling 1000 terminal blocks, color: white
0808710	ZBF 6:UNBEDRUCKT	Zack strip, flat, unprinted: 10-section, for individual labeling with M-PEN or ZBF-T, sufficient for 100 terminal blocks, color: white

**Additional products**

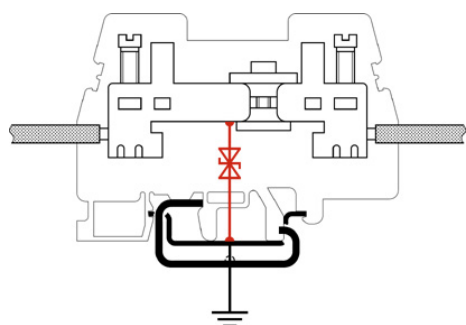
Item	Designation	Description
<b>Assembly</b>		
0310143	D-URTK BK	End cover, Length: 72 mm, Width: 2.2 mm, Height: 51.5 mm, Color: black
2839295	SSA 3-6	shield fast connections for conductor diameter 3 - 6 mm. Potential connection cable: 200 mm, black
2839512	SSA 5-10	Shield fast connection for conductor diameters 5 - 10 mm. Potential connection cable: 200 mm, black

**Diagrams/Drawings**

Circuit diagram



Schematic diagram



**Address**

PHOENIX CONTACT Deutschland GmbH  
Flachmarktstr. 8  
32825 Blomberg, Germany  
Phone +49 5235 3 12000  
Fax +49 5235 3 41200  
<http://www.phoenixcontact.de>



© 2011 Phoenix Contact  
Technical modifications reserved;