

阅读申明

- 1.本站收集的数据手册和产品资料都来自互联网，版权归原作者所有。如读者和版权方有任何异议请及时告之，我们将妥善解决。
- 2.本站提供的中文数据手册是英文数据手册的中文翻译，其目的是协助用户阅读，该译文无法自动跟随原稿更新，同时也可能存在翻译上的不当。建议读者以英文原稿为参考以便获得更精准的信息。
- 3.本站提供的产品资料，来自厂商的技术支持或者使用者的心得体会等，其内容可能存在描述上的差异，建议读者做出适当判断。
- 4.如需与我们联系，请发邮件到marketing@iczoom.com，主题请标有“数据手册”字样。

Read Statement

1. The datasheets and other product information on the site are all from network reference or other public materials, and the copyright belongs to the original author and original published source. If readers and copyright owners have any objections, please contact us and we will deal with it in a timely manner.
2. The Chinese datasheets provided on the website is a Chinese translation of the English datasheets. Its purpose is for reader's learning exchange only and do not involve commercial purposes. The translation cannot be automatically updated with the original manuscript, and there may also be improper translations. Readers are advised to use the English manuscript as a reference for more accurate information.
3. All product information provided on the website refer to solutions from manufacturers' technical support or users the contents may have differences in description, and readers are advised to take the original article as the standard.
4. If you have any questions, please contact us at marketing@iczoom.com and mark the subject with "Datasheets" .

Printed-circuit board connector - FRONT-MC 1,5/ 2-STF-3,81 - 1850851

Please be informed that the data shown in this PDF Document is generated from our Online Catalog. Please find the complete data in the user's documentation. Our General Terms of Use for Downloads are valid (<http://download.phoenixcontact.com>)

Plug component, Nominal current: 8 A, Rated voltage (III/2): 160 V, Number of positions: 2, Pitch: 3.81 mm, Connection method: Screw connection, Color: green, Contact surface: Tin




The figure shows a 10-position version of the product

Why buy this product

- Generously dimensioned wiring space
- Screwdriver axis parallel to the conductor axis
- Pitch: 3.81 mm
- Plug with front screw connection
- Individual position keying by removing the keying tab and connecting the keying profile to the header



Key commercial data

Packing unit	1
Minimum order quantity	50
Catalog page	Page 183 (CC-2011)
GTIN	 4 017918 110369
Custom tariff number	85366990
Country of origin	GERMANY

Technical data

Dimensions / positions

Pitch	3.81 mm
Dimension a	3.81 mm
Number of positions	2
Screw thread	M2
Tightening torque, min	0.22 Nm
Tightening torque max	0.25 Nm

Technical data

Range of articles	FRONT-MC 1,5/...-STF
-------------------	----------------------

Printed-circuit board connector - FRONT-MC 1,5/ 2-STF-3,81 - 1850851

Technical data

Technical data

Insulating material group	I
Rated surge voltage (III/3)	2.5 kV
Rated surge voltage (III/2)	2.5 kV
Rated surge voltage (II/2)	2.5 kV
Rated voltage (III/2)	160 V
Rated voltage (II/2)	320 V
Connection in acc. with standard	EN-VDE
Nominal current I_N	8 A
Nominal voltage U_N	160 V
Nominal cross section	1.5 mm ²
Maximum load current	8 A (with 1.5 mm ² conductor cross section)
Insulating material	PA
Inflammability class according to UL 94	V0
Internal cylindrical gage	A1
Stripping length	9 mm
Nominal voltage, UL/CUL Use Group B	300 V
Nominal current, UL/CUL Use Group B	8 A
Nominal voltage, UL/CUL Use Group D	300 V
Nominal current, UL/CUL Use Group D	8 A

Connection data

Conductor cross section solid min.	0.14 mm ²
Conductor cross section solid max.	1.5 mm ²
Conductor cross section stranded min.	0.14 mm ²
Conductor cross section stranded max.	1.5 mm ²
Conductor cross section stranded, with ferrule without plastic sleeve min.	0.25 mm ²
Conductor cross section stranded, with ferrule without plastic sleeve max.	1.5 mm ²
Conductor cross section stranded, with ferrule with plastic sleeve min.	0.25 mm ²
Conductor cross section stranded, with ferrule with plastic sleeve max.	0.5 mm ²
Conductor cross section AWG/kcmil min.	28
Conductor cross section AWG/kcmil max	16
2 conductors with same cross section, solid min.	0.14 mm ²
2 conductors with same cross section, solid max.	0.5 mm ²
2 conductors with same cross section, stranded min.	0.14 mm ²
2 conductors with same cross section, stranded max.	0.75 mm ²
2 conductors with same cross section, stranded, ferrules without plastic sleeve, min.	0.25 mm ²
2 conductors with same cross section, stranded, ferrules without plastic sleeve, max.	0.34 mm ²

Printed-circuit board connector - FRONT-MC 1,5/ 2-STF-3,81 - 1850851

Technical data

Connection data

2 conductors with same cross section, stranded, TWIN ferrules with plastic sleeve, min.	0.5 mm ²
2 conductors with same cross section, stranded, TWIN ferrules with plastic sleeve, max.	0.5 mm ²
Minimum AWG according to UL/CUL	30
Maximum AWG according to UL/CUL	16

Classifications

ETIM

ETIM 3.0	EC001121
ETIM 4.0	EC002638
ETIM 5.0	EC002638

UNSPSC

UNSPSC 11	39121409
UNSPSC 12.01	39121409
UNSPSC 13.2	39121409
UNSPSC 6.01	30211810
UNSPSC 7.0901	39121409

eCl@ss

eCl@ss 4.0	272607xx
eCl@ss 4.1	27260701
eCl@ss 5.0	27260701
eCl@ss 5.1	27260701
eCl@ss 6.0	27260704
eCl@ss 7.0	27440402

Approvals

Approvals

Approvals

CSA / UL Recognized / VDE Gutachten mit Fertigungsüberwachung / cUL Recognized / IECCEB CB Scheme / cULus Recognized

Ex Approvals

Approvals submitted

Printed-circuit board connector - FRONT-MC 1,5/ 2-STF-3,81 - 1850851

Approvals

Approval details

CSA

	B	D
mm ² /AWG/kcmil	28-16	28-16
Nominal current IN	8 A	8 A
Nominal voltage UN	300 V	300 V

UL Recognized

	B	D
mm ² /AWG/kcmil	30-16	30-16
Nominal current IN	8 A	8 A
Nominal voltage UN	300 V	300 V

VDE Gutachten mit Fertigungsüberwachung

mm ² /AWG/kcmil	0.2-1.5
Nominal current IN	8 A
Nominal voltage UN	160 V

cUL Recognized


	B	D
mm ² /AWG/kcmil	30-16	30-16
Nominal current IN	8 A	8 A
Nominal voltage UN	300 V	300 V

IECEE CB Scheme

mm ² /AWG/kcmil	0.2-1.5
Nominal current IN	8 A
Nominal voltage UN	160 V

Printed-circuit board connector - FRONT-MC 1,5/ 2-STF-3,81 - 1850851

Approvals

cULus Recognized 

Accessories

Accessories

Marking

Marker cards - SK 3,81/2,8:FORTL.ZAHLEN - 0804109



Marker cards, Card, white, labeled, Horizontal: Consecutive numbers 1 - 10, 11 - 20, etc. up to 91 - (99)100, Mounting type: Adhesive, For terminal block width: 3.81 mm

Tools

Screwdriver - SZS 0,4X2,5 VDE - 1205037



Screwdriver, bladed, VDE insulated, size: 0.4 x 2.5 x 80 mm, 2-component grip, with non-slip grip

Additional products

Base strip - DFK-MC 1,5/ 2-GF-3,81 - 1829345



Plug component, Nominal current: 8 A, Rated voltage (III/2): 160 V, Number of positions: 2, Pitch: 3.81 mm, Connection method: Solder/Slip-on connection, Color: green, Contact surface: Tin, Assembly: Direct mounting

Base strip - MCDV 1,5/ 2-GF-3,81 - 1830253



Header, Nominal current: 8 A, Rated voltage (III/2): 160 V, Number of positions: 2, Pitch: 3.81 mm, Color: green, Contact surface: Tin, Assembly: Soldering, In combination with MCV plug components, both an MCVW and an MCVR plug must be used.

Printed-circuit board connector - FRONT-MC 1,5/ 2-STF-3,81 - 1850851

Accessories

Base strip - MCDV 1,5/ 2-G1F-3,81 - 1842762




Header, Nominal current: 8 A, Rated voltage (III/2): 160 V, Number of positions: 2, Pitch: 3.81 mm, Color: green, Contact surface: Tin, Assembly: Soldering, In combination with MCV plug components, both an MCVW and an MCVR plug must be used.

Base strip - MCD 1,5/ 2-GF-3,81 - 1830101



Header, Nominal current: 8 A, Rated voltage (III/2): 160 V, Number of positions: 2, Pitch: 3.81 mm, Color: green, Contact surface: Tin, Assembly: Soldering, In combination with MCV plug components, both an MCVW and an MCVR plug must be used.

Base strip - MCD 1,5/ 2-G1F-3,81 - 1842911



Header, Nominal current: 8 A, Rated voltage (III/2): 160 V, Number of positions: 2, Pitch: 3.81 mm, Color: green, Contact surface: Tin, Assembly: Soldering, In combination with MCV plug components, both an MCVW and an MCVR plug must be used.

Printed-circuit board connector - IMC 1,5/ 2-STGF-3,81 - 1858031



Plug component, Nominal current: 8 A, Rated voltage (III/2): 160 V, Number of positions: 2, Pitch: 3.81 mm, Connection method: Screw connection, Color: green, Contact surface: Tin

Base strip - MCVU 1,5/ 2-GFD-3,81 - 1833027



Plug component, Nominal current: 8 A, Rated voltage (III/2): 160 V, Number of positions: 2, Pitch: 3.81 mm, Connection method: Screw connection, Color: green, Contact surface: Tin, Assembly: Direct mounting

Printed-circuit board connector - FRONT-MC 1,5/ 2-STF-3,81 - 1850851

Accessories

Base strip - MCV 1,5/ 2-GF-3,81 - 1830596

Header, Nominal current: 8 A, Rated voltage (III/2): 160 V, Number of positions: 2, Pitch: 3.81 mm, Color: green, Contact surface: Tin, Assembly: Soldering



Base strip - MC 1,5/ 2-GF-3,81 - 1827868

Header, Nominal current: 8 A, Rated voltage (III/2): 160 V, Number of positions: 2, Pitch: 3.81 mm, Color: green, Contact surface: Tin, Assembly: Soldering



Base strip - MC 1,5/ 2-GF-3,81 THT - 1908871

Header, Nominal current: 8 A, Rated voltage (III/2): 160 V, Number of positions: 2, Pitch: 3.81 mm, Color: Black, Contact surface: Tin, Assembly: SMD/THT/THR, User information and design recommendations on through hole reflow technology can be found at: <http://www.combicon.com>



Base strip - SMC 1,5/ 2-GF-3,81 - 1827428

Header, Nominal current: 8 A, Rated voltage (III/2): 160 V, Number of positions: 2, Pitch: 3.81 mm, Color: green, Contact surface: Tin, Assembly: Soldering



Base strip - EMCV 1,5/ 2-GF-3,81 - 1879285

Header, Nominal current: 8 A, Rated voltage (III/2): 160 V, Number of positions: 2, Pitch: 3.81 mm, Color: green, Contact surface: Tin, Assembly: Press-in



Printed-circuit board connector - FRONT-MC 1,5/ 2-STF-3,81 - 1850851

Accessories

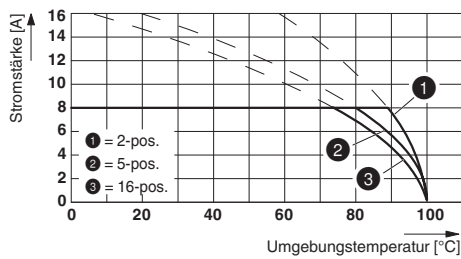
Base strip - EMC 1,5/ 2-GF-3,81 - 1896941

Header, Nominal current: 8 A, Rated voltage (III/2): 160 V, Number of positions: 2, Pitch: 3.81 mm, Color: green, Contact surface: Tin, Assembly: Press-in

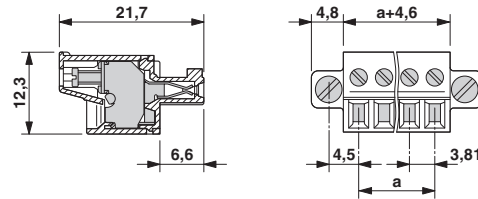


Drawings

Diagram



Dimensioned drawing



Type: FRONT-MC 1,5/...-STF-3,81 with SMC 1,5/...-GF-3,81