

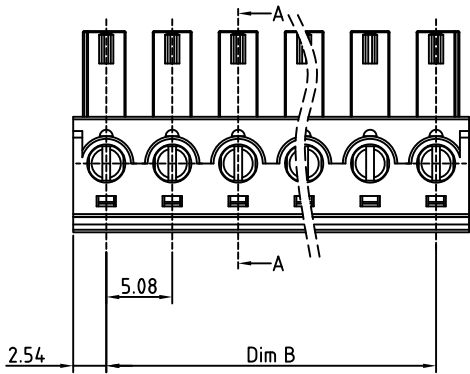
阅读申明

- 1.本站收集的数据手册和产品资料都来自互联网，版权归原作者所有。如读者和版权方有任何异议请及时告之，我们将妥善解决。
- 2.本站提供的中文数据手册是英文数据手册的中文翻译，其目的是协助用户阅读，该译文无法自动跟随原稿更新，同时也可能存在翻译上的不当。建议读者以英文原稿为参考以便获得更精准的信息。
- 3.本站提供的产品资料，来自厂商的技术支持或者使用者的心得体会等，其内容可能存在描述上的差异，建议读者做出适当判断。
- 4.如需与我们联系，请发邮件到marketing@iczoom.com，主题请标有“数据手册”字样。

Read Statement

1. The datasheets and other product information on the site are all from network reference or other public materials, and the copyright belongs to the original author and original published source. If readers and copyright owners have any objections, please contact us and we will deal with it in a timely manner.
2. The Chinese datasheets provided on the website is a Chinese translation of the English datasheets. Its purpose is for reader's learning exchange only and do not involve commercial purposes. The translation cannot be automatically updated with the original manuscript, and there may also be improper translations. Readers are advised to use the English manuscript as a reference for more accurate information.
3. All product information provided on the website refer to solutions from manufacturers' technical support or users the contents may have differences in description, and readers are advised to take the original article as the standard.
4. If you have any questions, please contact us at marketing@iczoom.com and mark the subject with "Datasheets" .

SIGN	DATE	DESCRIPTION	APPROVER
△	2014.10.22	Fixed chart for correct pitch	
<i>THIS IS CAD DRAWING, DO NOT REVISE MANUALLY!!!</i>			



Poles	02	03	04	05	06	07	08	09
Dim A	10.16	15.24	20.32	25.40	30.48	35.56	40.64	45.72
Dim B	5.08	10.16	15.24	20.32	25.40	30.48	35.56	40.64
TOL	±0.15							
Poles	10	11	12	13	14	15	16	17
Dim A	50.80	55.88	60.96	66.04	71.12	76.20	81.28	86.36
Dim B	45.72	50.80	55.88	60.96	66.04	71.12	76.20	81.28
TOL	±0.25							
Poles	18	19	20	21	22	23	24	
Dim A	91.44	96.52	101.60	106.68	111.76	116.84	121.92	
Dim B	86.36	91.44	96.52	101.60	106.68	111.76	116.84	
TOL	±0.30							

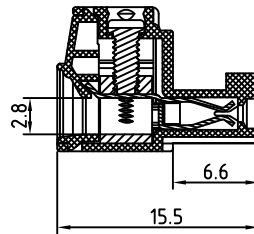
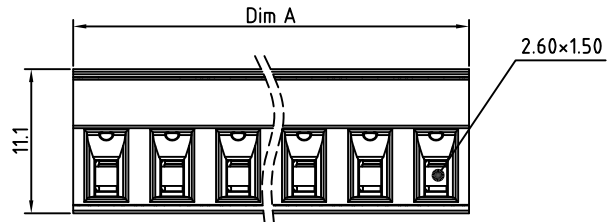
Material

- Insulating body: Thermoplastic (UL94V-0)
- Insulating cover: Thermoplastic (UL94V-0)
- Contact: Brass, Tin plated
- Wire guard: PhBz ,Tin plated
- Terminal screw :Steel Cr3+ Zinc plating "--" slot type

Electrical

- Voltage rating: 300VAC
- Current rating: 10A
- Wire range:
Solid wire(AWG): 14-30
Stranded wire(AWG): 14-30
- Torque(Lb-In): 2
- Screw: M2
- Wire strip length: 7-8mm
- Withstanding Voltage: 1.6KV
- Operating temperature: -30°C to +105°C
- Soldering temperature: 250°C±10°C/5 Sec

RoHS Compliant



SECTION A-A

PART NUMBER:

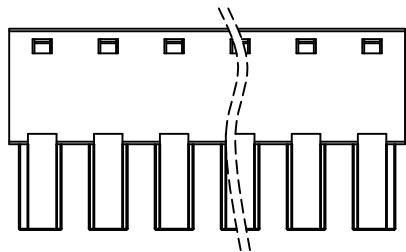
OSTVRXX5150

No. of Poles

- 02 2 Poles
- 03 3 Poles
-
- 24 24 Poles

COLOR

- 0: Black
- 5: Green (Standard)
- 6: Blue
- 8: Grey



THESE DRAWINGS AND SPECIFICATIONS ARE THE PROPERTY OF ON-SHORE TECHNOLOGY, INC. AND SHALL NOT BE REPRODUCED, COPIED OR USED IN ANY MANNER WITHOUT THE PRIOR WRITTEN CONSENT OF ON-SHORE TECHNOLOGY, INC.



TITLE		OSTVR 5.08 Series w/o flange (contact on down side)					
PART NO.		OSTVRXX5150		DWG NO.		OSTVRXX5150.DWG	
APPROVED	CHECKED	DESIGNED	DRAWN	CUST NO.		Tolerance	
		Aaron 2007.07.23	Aaron 2007.07.23			UNIT: mm	X. ±0.50
						SCALE: NONE	X.X ±0.30
						SHEET: 01/01	REV.: A1
							X° ±1°