

阅读申明

- 1.本站收集的数据手册和产品资料都来自互联网，版权归原作者所有。如读者和版权方有任何异议请及时告之，我们将妥善解决。
- 2.本站提供的中文数据手册是英文数据手册的中文翻译，其目的是协助用户阅读，该译文无法自动跟随原稿更新，同时也可能存在翻译上的不当。建议读者以英文原稿为参考以便获得更精准的信息。
- 3.本站提供的产品资料，来自厂商的技术支持或者使用者的心得体会等，其内容可能存在描述上的差异，建议读者做出适当判断。
- 4.如需与我们联系，请发邮件到marketing@iczoom.com，主题请标有“数据手册”字样。

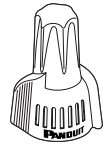
Read Statement

1. The datasheets and other product information on the site are all from network reference or other public materials, and the copyright belongs to the original author and original published source. If readers and copyright owners have any objections, please contact us and we will deal with it in a timely manner.
2. The Chinese datasheets provided on the website is a Chinese translation of the English datasheets. Its purpose is for reader's learning exchange only and do not involve commercial purposes. The translation cannot be automatically updated with the original manuscript, and there may also be improper translations. Readers are advised to use the English manuscript as a reference for more accurate information.
3. All product information provided on the website refer to solutions from manufacturers' technical support or users the contents may have differences in description, and readers are advised to take the original article as the standard.
4. If you have any questions, please contact us at marketing@iczoom.com and mark the subject with "Datasheets" .

Table of Contents

P-CONN™ SIDEWINDER™ Screw-on Wire Connectors (Hex Style)

Features and benefits	Page 2
Wire ranges and capacities	Page 3



P-CONN™ HAWK™ Screw-on Wire Connectors (Wing Style)

Features and benefits	Page 4
Wire ranges and capacities	Page 5



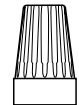
P-CONN™ SHARK™ Screw-on Wire Connectors (Fin Style)

Features and benefits	Page 6
Wire ranges and capacities	Page 7



P-CONN™ PYTHON™ Screw-on Wire Connectors (Nut Style)

Features and benefits	Page 8
Wire ranges and capacities	Page 9



Capacity Comparisons

Fin, Hex and Wing Style Tables	Page 10
Nut Style Table	Page 11
Wire Combination Table	Page 11


PICK-A-P-CONN™ Assortment Kits	Page 12
---	---------

QUICK-SPIN™ Twist-on Tools	Page 12
---	---------

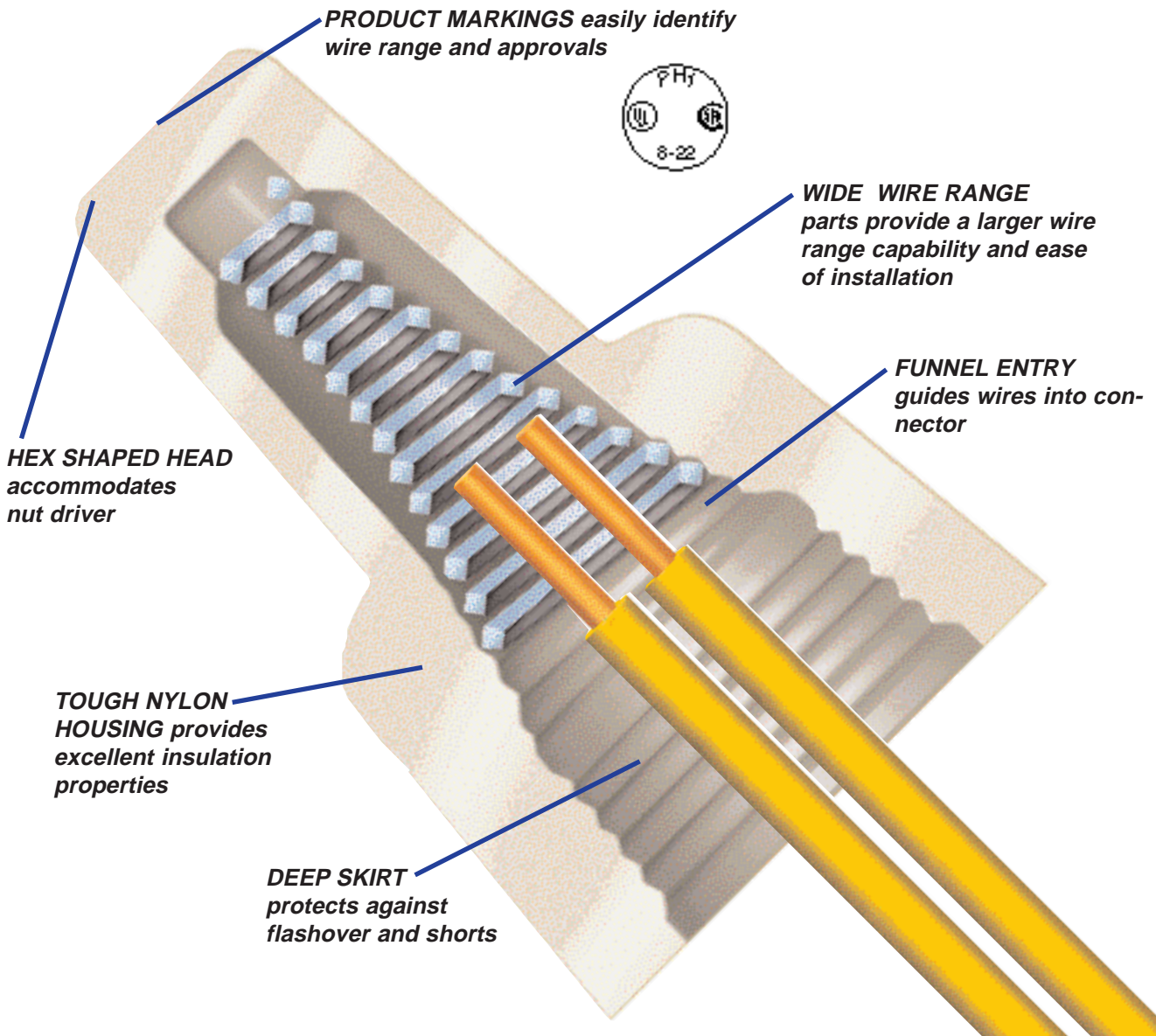
PAN-TERM® Crimp-on Wire Joints	Page 12
---	---------

NEW

Hex Style . . . Features



- ▲ Ribbed design for easy, comfortable installation
- ▲ Two sizes cover full range of wire sizes and combinations
- ▲ Funnel entry guides wires into connector
- ▲ Tough nylon housing resists breakage
- ▲ Excellent electrical insulation
- ▲ Standard industry colors



SIDEWINDER™ Hex Style

These high-quality connectors provide an expanded wire range capability which can reduce inventory. Twist them on by hand, or utilize a nut driver on the hexagonal shaped head for easy installation. They are UL and CSA approved and designed for optimum performance in a variety of applications.

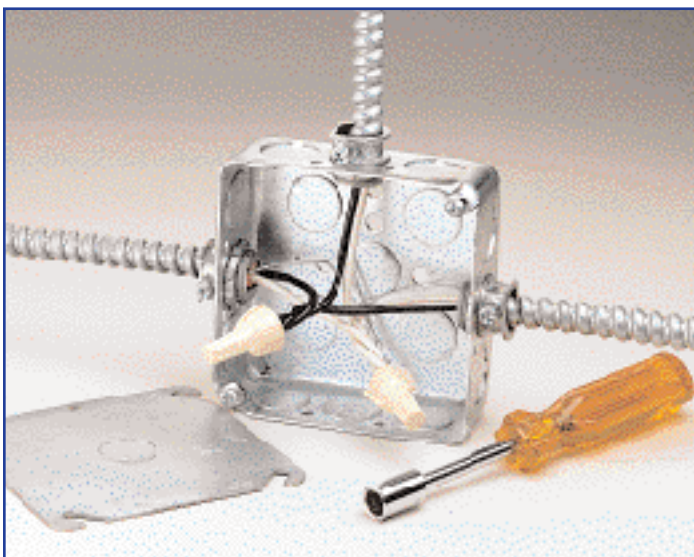


Insulation Color	Panduit Part Number	Wire Range		CMA Range		Pkg. Qty./ Type
		Min.	Max.	Min.	Max.	
Tan	PH1-C PH1-D	(3) #22 AWG	(5) #12 AWG	1,920	35,250	100 Box 500 Bag
Gray	PH2-L PH2-TL	(1) #12 AWG (1) #14 AWG	(2) #8 AWG (2) #12 AWG	9,060	46,080	50 Box 250 Bag

SIDEWINDER™ Capacity Chart

CMA*	WIRE COMBINATIONS												
	3 #22	3 #20	2 #18	2 #14	2 #12	1 #12	3 #12	3 #10	2 #8	4 #10	2 #6	2 #6	1 #10
	1920	3060	3240	8220	13060	16850	19590	30960	33020	41280	52540	52540	62860
PH1	[Bar chart showing capacity for PH1 across wire combinations]												
PH2	[Bar chart showing capacity for PH2 across wire combinations]												



* CMA = Circular Mil Area (See Wire Combination Table, Page 10)



Hex Shaped Head

Makes twisting multiple wires quick and easy with the use of a nut driver.

HAWK™ Wing Style . . . Features



- ▲ Ribbed grip surface
- ▲ Three convenient sizes, plus grounding wire connectors
- ▲ Funnel entry simplifies installation
- ▲ Tough nylon housing provides excellent electrical insulating properties
- ▲ Available in yellow, red, blue and green

PRODUCT MARKINGS
easily identify wire
range and approvals



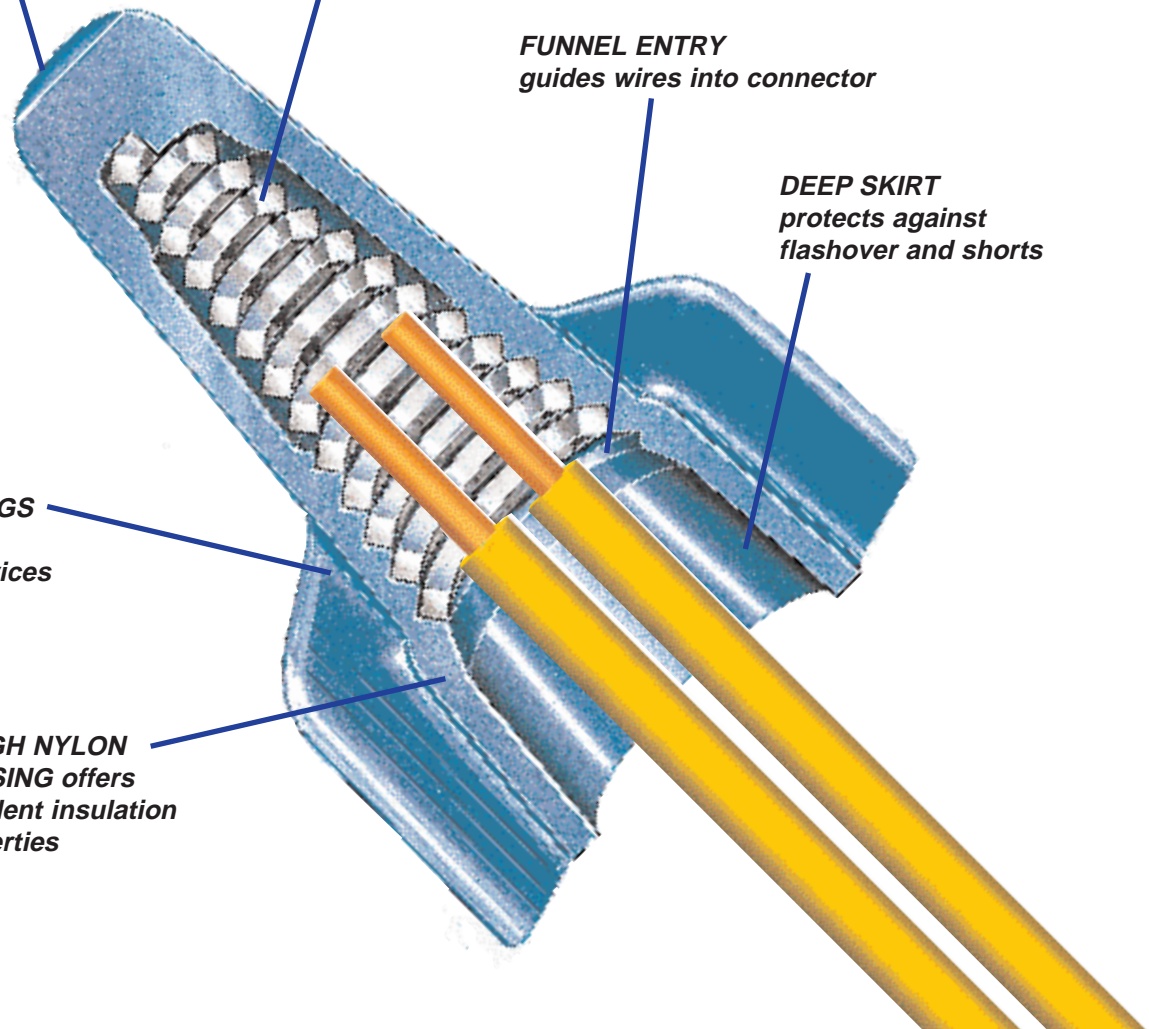
EXPANDING SQUARE WIRE SPRING
ensures low resistance

FUNNEL ENTRY
guides wires into connector

DEEP SKIRT
protects against
flashover and shorts

OFFSET WINGS
offers large
gripping services

**TOUGH NYLON
HOUSING** offers
excellent insulation
properties



HAWK™ Wing Style

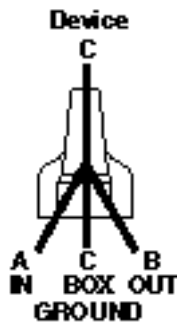
These screw-on connectors are both economical and reusable. The wide wire range of each connector minimizes inventory requirements. They save installation time because they do not require any pre-twisting of wires.



Insulation Color	Panduit Part Number	Wire Range		CMA Range		Pkg. Qty./ Type
		Min.	Max.	Min.	Max.	
Yellow	P1-C P1-D	(3) #22 AWG	(3) #12 AWG	1,920	19,590	100 Box 500 Bag
Red	P2-C P2-D	(3) #22 AWG	(3) #12 AWG (1) #8 AWG	1,920	36,100	100 Box 500 Bag
Blue	P4-L P4-TL	(1) #12 AWG (1) #14 AWG	(2) #6 AWG (1) #10 AWG	10,640	62,860	50 Box 250 Bag

Green	P2G-C P2G-D	(2) #14 AWG	(5) # 12 AWG	8,220	32,650	100 Box 500 Box
-------	----------------	-------------	--------------	-------	--------	--------------------

Color-coded Green for quick identification as grounding connector.



How grounding wire connector is typically used . . .

- A. System grounding wire
- B. System grounding wire
- C. "Through" wire between device and box ground




HAWK™ Capacity Chart

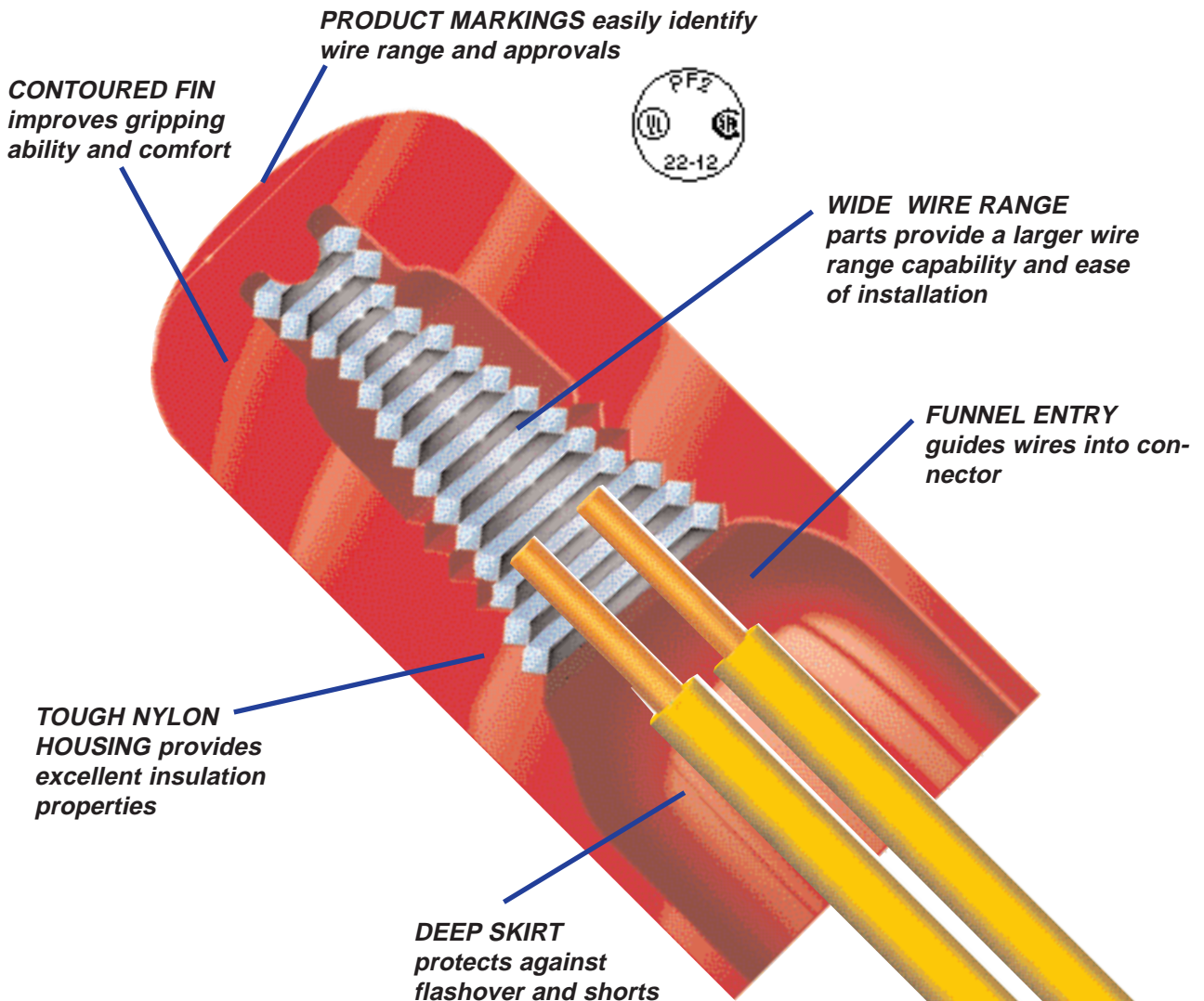
CMA*	WIRE COMBINATIONS										
	3 #22	2 #18	2 #14	2 #12	1 #10 1 #12	3 #12	3 #10	2 #8	4 #10	2 #6	2 #6 1 #10
	1920	3240	8220	13060	16850	19590	30960	33020	41280	52540	62860
P1	[Yellow bar]										
P2	[Red bar]										
P4				[Blue bar]							
P2G			[Green bar]								

* CMA = Circular Mil Area (See Wire Combination Table, Page 10)

SHARK™ Fin Style . . . Features



- ▲ Large grip area for easy-on-the-fingers installation
- ▲ Three sizes cover full range of wire sizes and combinations
- ▲ Funnel entry guides wires into connector
- ▲ Tough nylon housing resists breakage
- ▲ Excellent electrical insulation
- ▲ Standard industry colors



SHARK™ Fin Style


These high-quality wire connectors provide an expanded wire range capability and are fully UL and CSA Approved. They are designed for optimum performance in a variety of applications including manufacturing, maintenance and new construction.



Insulation Color	Panduit Part Number	Wire Range		CMA Range		Pkg. Qty./ Type
		Min.	Max.	Min.	Max.	
Yellow	PF1-C PF1-D	(3) #22 AWG	(3) #12 AWG	1,920	19,590	100 Box 500 Bag
Red	PF2-C PF2-D	(3) #22 AWG	(5) #12 AWG	1,920	32,650	100 Box 500 Bag
Blue	PF4-L PF4-TL	(1) #12 AWG (1) #14 AWG	(1) #6 AWG (2) #8 AWG	10,640	59,290	50 Box 250 Bag

Green	PF2G-C PF2G-D	(2) #14 AWG	(5) #12 AWG	8,220	32,650	100 Box 500 Box
-------	------------------	-------------	-------------	-------	--------	--------------------

Color-coded Green for quick identification as grounding connector.



How grounding wire connector is typically used . . .

- A. System grounding wire
- B. System grounding wire
- C. "Through" wire between device and box ground




SHARK™ Capacity Chart

CMA*	WIRE COMBINATIONS												
	3 #22	3 #20	2 #18	2 #14	2 #12	1 #12	3 #12	3 #10	2 #8	4 #10	2 #6	2 #6	
	1920	3060	3240	8220	13060	16850	19590	30960	33020	41280	52540	62860	
PF1	[Yellow bar]												
PF2	[Red bar]												
PF4				[Blue bar]									
PF2G				[Green bar]									

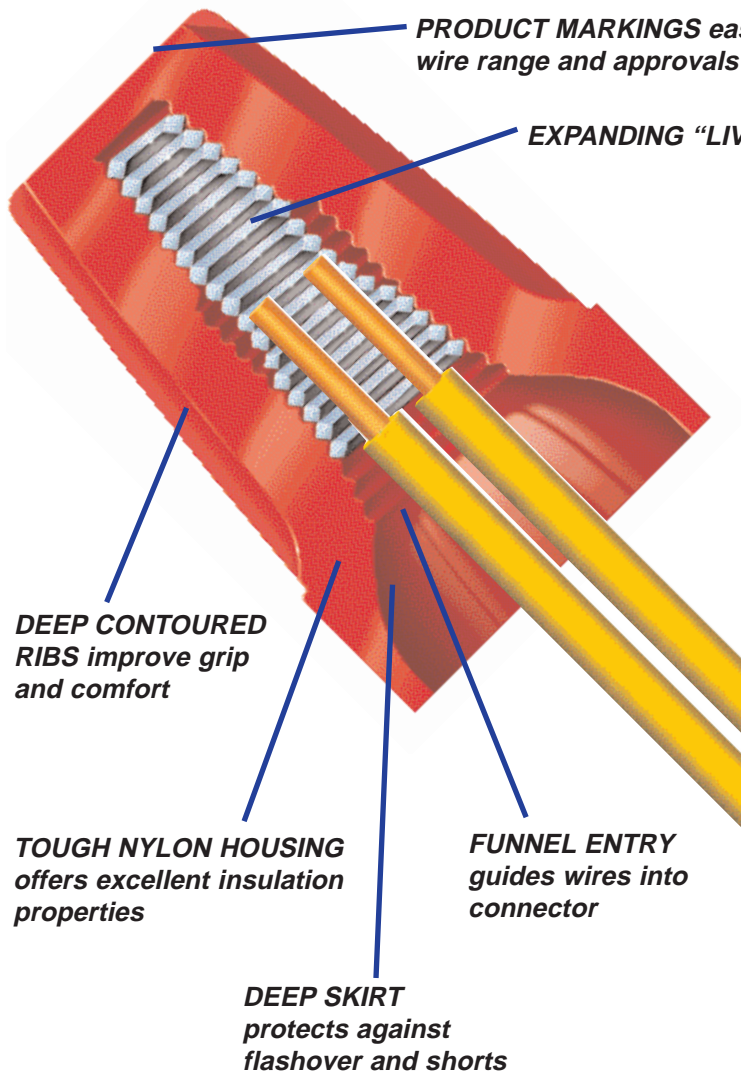
* CMA = Circular Mil Area (See Wire Combination Table, Page 10)

PYTHON™ Nut Style . . . Features



- ▲ Space-saving design
- ▲ Deep ribs for improved grip
- ▲ Four convenient sizes plus high-temperature style
- ▲ Tough nylon housing
- ▲ Available in blue, orange, yellow, red and black

REUSABLE for greater convenience and economy



PRODUCT MARKINGS easily identify wire range and approvals



EXPANDING "LIVE" SPRING for a large wire range capacity

DEEP CONTOURED RIBS improve grip and comfort

TOUGH NYLON HOUSING offers excellent insulation properties

FUNNEL ENTRY guides wires into connector

DEEP SKIRT protects against flashover and shorts

Typical Applications



Fluorescent lighting fixtures...commercial, industrial.



Home appliances... lamps, washing machines, refrigerators.

PYTHON™ Nut Style

These high-quality wire connectors provide an expanded wire range capability and are fully UL and CSA Approved. They are designed for optimum performance in a variety of applications including manufacturing, maintenance and new construction.



Temperature 105°C (221°F)

Insulation Color	Panduit Part Number	Wire Range		CMA Range		Pkg. Qty./ Type
		Min.	Max.	Min.	Max.	
Blue	P72-C P72-D P72-10M	(2) #22 AWG	(3) #16 AWG	1,280	7,740	100 Box 500 Bag 10,000 Keg
Orange	P73-C P73-D P73-10M	(3) #20 AWG	(4) #16 AWG	3,060	10,320	100 Box 500 Bag 10,000 Keg
Yellow	P74-C P74-D P74-10M	(2) #18 AWG	(3) #12 AWG	3,240	19,590	100 Box 500 Bag 10,000 Keg
Red	P76-C P76-TL P76-5M	(4) #18 AWG	(4) #12 AWG	6,480	26,120	100 Box 250 Bag 5,000 Keg

High Temperature 150°C (302°F)

For High Temp. applications, such as high intensity discharge lighting (HID)

Black	P72HT-D P72HT-10M	(2) #22 AWG	(3) #16 AWG	1,280	7,740	500 Bag 10,000 Keg
	P73HT-D P73HT-10M	(3) #20 AWG	(4) #16 AWG	3,060	10,320	500 Bag 10,000 Keg
	P74HT-D P74HT-10M	(2) #18 AWG	(3) #12 AWG	3,240	19,590	500 Bag 10,000 Keg
	P76HT-TL P76HT-5M	(4) #18 AWG	(4) #12 AWG	6,480	26,120	250 Bag 5,000 Keg

PYTHON™ Capacity Chart

CMA*	WIRE COMBINATIONS								
	2 #22	3 #22	2 #16	3 #16	4 #16	3 #14	4 #14	3 #12	5 #12
	1280	1920	5160	7740	10320	12330	16440	19590	32650
P72 P72HT	█								
P73 P73HT		█							
P74 P74HT		█							
P76 P76HT			█						

* CMA = Circular Mil Area (See Wire Combination Table, page 11)

PANDUIT® P-CONN™ SCREW-ON WIRE CONNECTORS



WIRE COMBINATION COMPARISONS

FIN STYLE SCREW-ON CONNECTORS—WIRE COMBINATIONS														
CMA	3 #22	3 #20 2 #18		2 #14	2 #12		1 #10 1 #12		3 #12	3 #10	2 #8	4 #10	2 #6	2 #6 1 #10
	1920	3060	3240	8220	13060	16850	19590			30960	33020	41280	52540	62860
PF1 (PANDUIT) B1 (Buchanan) SCOTCHLOK-Y (3M) G1 (GB) 10-220 (T&B)	[Green bar across 3 #22 to 3 #12]													
PF2 (PANDUIT) B2 (Buchanan) SCOTCHLOK-R (3M) G2 (GB) 10-228 (T&B)	[Green bar across 3 #22 to 2 #8]													
PF4 (PANDUIT) B4 (Buchanan) SCOTCHLOK-B (3M) 10-166 (T&B)	[Green bar across 2 #12 to 2 #6]													
PF2G (PANDUIT) BGR (Buchanan)	[Green bar across 2 #14 to 2 #8]													

HEX STYLE AND WING STYLE SCREW-ON CONNECTORS—WIRE COMBINATIONS														
CMA	3 #22	3 #20 2 #18		2 #14	2 #12		1 #10 1 #12		3 #12	3 #10	2 #8	4 #10	2 #6	2 #6 1 #10
	1920	3060	3240	8220	13060	16850	19590			30960	33020	41280	52540	62860
P1 (PANDUIT) 451* (Ideal) W1 (Buchanan) 312 RANGER (3M) O/B (3M) 84 (GB) HI-Y (T&B)	[Green bar across 3 #22 to 3 #12]													
PH1 (PANDUIT) 341* (Ideal) H1 (GB) 212 HYFLEX (SM)	[Green bar across 3 #22 to 2 #8]													
P2 (PANDUIT) 452* (Ideal) W2 (Buchanan) 512 RANGER (3M) R/Y (3M) 86 (GB) HI-R (T&B)	[Green bar across 3 #22 to 2 #6]													
PH2 (PANDUIT) 342* (Ideal) H2 (GB)	[Green bar across 2 #12 to 2 #6]													
P4 (PANDUIT) 454* (Ideal) W4 (Buchanan) B/G (3M) 89 (GB) HI-B (T&B)	[Green bar across 2 #12 to 2 #6]													
P2G (PANDUIT) 92* (Ideal) WGR (Buchanan) 512G (3M) 95 (GB)	[Green bar across 2 #14 to 2 #8]													

* Registered Trademark of Ideal Industries Inc.

NUT STYLE SCREW-ON CONNECTORS—WIRE COMBINATIONS																		
CMA	2 #22		3 #22		2 #16		3 #16		4 #16		3 #14		4 #14		3 #12		5 #12	
	1280	1920			5160		7740		10320		12330		16440		19590		32650	
71B* (Ideal) N1 (Buchanan) H-29 (3M) GB-1 (GB) Hi-0 (T&B)																		
P72 (PANDUIT) 72B* (Ideal) N2 (Buchanan) H-30 (3M) GB-2 (GB) Hi-2 (T&B)																		
P73 (PANDUIT) 73B* (Ideal) N3 (Buchanan) H-31 (3M) O/B (3M) GB-3 (GB) Hi-3 (T&B)																		
P74 (PANDUIT) 74B* (Ideal) N4 (Buchanan) H-33 (3M) GB-4 (GB) Hi-4 (T&B)																		
P76 (PANDUIT) 76B* (Ideal) N6 (Buchanan) H-35 (3M) GB-6 (GB) Hi-6 (T&B)																		

* Registered Trademark of Ideal Industries Inc.

Wire Combination Table

For calculating total Circular Mil Area

Directions: Locate desired size of wire(s) in left column. Read across to find Circular Mil Area for the total number of wires per each wire size. Add these amounts together to calculate the total Circular Mil Area for desired wire combination.

Example: (1)#14 + (1)#12 = 10,640.
(Use this table in conjunction with the wire range charts on pages 3, 5, 7 and 9 or the specific listed CMA range shown for each part.)

Wire Size	Circular Mil Area per number of wires				
	1 Wire	2 Wires	3 Wires	4 Wires	5 Wires
#22 AWG	640	1280	1920	2560	3200
#20 AWG	1020	2040	3060	4080	5100
#18 AWG	1620	3240	4860	6480	8100
#16 AWG	2580	5160	7740	10320	12900
#14 AWG	4110	8220	12330	16440	20550
#12 AWG	6530	13060	19590	26120	32650
#10 AWG	10380	20760	31140	41520	51900
#8 AWG	16510				

Consult product package or factory for UL Listed and CSA Certified combinations.

PANDUIT® P-CONN™ SCREW-ON WIRE CONNECTORS


"Pick-A-P-CONN™" Assortment Kits



A collection of the most popular wire connectors packaged in a sturdy, reusable plastic box.

Part Number	Description
KP-305	Kit includes:
	1 Reusable plastic box
	100 Yellow P1
	100 Orange P73
	75 Red P2
	15 Blue P4
2 Quick-Spins	
KP-305S	Kit includes:
	100 Yellow PF1
	100 Orange P73
	75 Red PF2
	15 Blue PF4
	2 Quick-Spins

"QUICK-SPIN" Installation Tools



Use these handy tools for quick and easy installation of screw-on and nut style connectors. Fits 1/4" drill (not included).

Part Number	For use with Part Number	
PQS1	P1, P2	HAWK™ Wing Style
PQS2	P72, P73, P72HT, P73HT	PYTHON™ Nut Style
PQS3	P74, P76, P74HT, P76HT	PYTHON™ Nut Style
PQS4	PF1, PF2	SHARK™ Fin Style

Crimp Joints



Solderless crimp - preferred for applications subject to vibration.

Panduit Part Number	Insul. Color	Wire Range		CMA Range		Std. Pkg.	Bulk Pkg.
		Min.	Max.	Min.	Max.		
Nylon Insulated							
JN224-318-C	Red	(2) #24 AWG	(3) #18 AWG	808	5,160	100	1000
JN218-216-C	Clear	(2) #22 AWG	(2) #16 AWG	1,284	5,160	100	1000
JN418-212-C	Clear	(4) #18 AWG	(2) #12 AWG	6,480	14,750	100	500
JN314-412-C	Clear	(3) #14 AWG	(4) #12 AWG	10,320	26,120	100	1000
Non-Insulated							
J214-312-T	-	(2) #14 AWG	(3) #12 AWG	5,760	19,590	200	2000
J318-412-T	-	(3) #18 AWG	(4) #12 AWG	4,860	27,330	200	2000
J216-410-L	-	(2) #16 AWG	(4) #10 AWG	5,160	41,600	50	500



*Except JN314-412, J216-410

Our products are warranted to be free from defects in material and workmanship at the time of sale but our obligation under this warranty is limited to the replacement of any product proved to be defective within 6 months (for product) or 90 days (for tools) from the date of delivery. Tool warranty is void if Panduit tools are modified, altered or misused in any way. Use of Panduit tooling with any product other than the specified Panduit products for which the tool was designed, constitutes misuse. Before using, user shall determine the suitability of the product for his intended use and user assumes all risk and liability whatsoever in connection herewith.

This warranty is made in lieu of and excludes all other warranties expressed or implied. THE IMPLIED WARRANTIES OF MERCHANTABILITY AND FITNESS FOR

PARTICULAR USE ARE SPECIFICALLY EXCLUDED. Neither seller nor manufacturer shall be liable for any other injury, loss or damage, whether direct or consequential, arising out of the use of, or the inability to use, the product.

The information contained in this literature is based on our experience to date and is believed to be reliable. It is intended as a guide for use by persons having technical skill at their own discretion and risk. We do not guarantee favorable results or assume any liability in connection with its use. Dimensions contained herein are for reference purposes only. For specific dimensional requirements consult the factory. This publication is not to be taken as a license to operate under, or a recommendation to infringe any existing patents. This supersedes and voids all previous literature, etc.



Panduit Corp.
17301 Ridgeland Avenue
Tinley Park, IL 60477-3091
Phone: 888-506-5400, Ext. 2241
708-532-1800
FAX: 815-485-5839
Email: info@panduit.com
Website: www.panduit.com

Panduit Canada
Div. of Panduit Corp.
140 Amber Street
Markham, Ontario L3R 3J8
Phone: 800-387-9689
FAX: 905-475-6998



For Pricing and Further Information –
Contact your local authorized
PANDUIT Distributor or Sales Office

WORLDWIDE SUBSIDIARIES AND SALES OFFICES

SA101N146D-NL
Printed in U.S.A.