

阅读申明

- 1.本站收集的数据手册和产品资料都来自互联网，版权归原作者所有。如读者和版权方有任何异议请及时告之，我们将妥善解决。
- 2.本站提供的中文数据手册是英文数据手册的中文翻译，其目的是协助用户阅读，该译文无法自动跟随原稿更新，同时也可能存在翻译上的不当。建议读者以英文原稿为参考以便获得更精准的信息。
- 3.本站提供的产品资料，来自厂商的技术支持或者使用者的心得体会等，其内容可能存在描述上的差异，建议读者做出适当判断。
- 4.如需与我们联系，请发邮件到marketing@iczoom.com，主题请标有“数据手册”字样。

Read Statement

1. The datasheets and other product information on the site are all from network reference or other public materials, and the copyright belongs to the original author and original published source. If readers and copyright owners have any objections, please contact us and we will deal with it in a timely manner.
2. The Chinese datasheets provided on the website is a Chinese translation of the English datasheets. Its purpose is for reader's learning exchange only and do not involve commercial purposes. The translation cannot be automatically updated with the original manuscript, and there may also be improper translations. Readers are advised to use the English manuscript as a reference for more accurate information.
3. All product information provided on the website refer to solutions from manufacturers' technical support or users the contents may have differences in description, and readers are advised to take the original article as the standard.
4. If you have any questions, please contact us at marketing@iczoom.com and mark the subject with "Datasheets" .

Specifications

Drawing No.	USY1M-H1-15384-00	1 / 8
Issued Date.	Jul,28,2015	

Messrs: Digi-key

Note: Part Number will be revised in case of specification change.

Product Type	Quartz Crystal
Series	CX2016DB
Frequency	32000kHz
Customer Part Number	-
Customer Specification Number	-
KYOCERA Part Number	CX2016DB32000D0WZRC1
Remarks	Pb-Free, RoHS Compliant, MSL 1

Customer Approval

Approval Signature	Approved Date	
	Department	
	Person in charge	

Seller

KYOCERA Crystal Device Corporation
(Sales Division)
6 Takeda Tobadono-cho, Fushimi-ku, Kyoto
612-8501 Japan
TEL. No. 075-604-3500
FAX. No. 075-604-3501

Manufacturer

KYOCERA Crystal Device Corporation
Crystal Units Division
5850, Higashine-Koh, Higashine-Shi, Yamagata
999-3701 Japan
TEL. No. 0237-43-5611
FAX. No. 0237-43-5615

Design Department	Quality Assurance	Approved by	Checked by	Issued by
KYOCERA Crystal Device Corporation Crystal Unit Application Engineering Section Crystal Units Division	S.Itoh	T.Soda	A.Muraoka	Y.Nozaki

Revision History

Rev.No.	Description of revise	Date	Approved by	Checked by	Issued by
00	First Edition	Jul,28,2015	T.Soda	A.Muraoka	Y.Nozaki

1. APPLICATION

The purpose of this document is applied to CX2016DB quartz crystal.

2. KYOCERA PART NUMBER

CX2016DB32000D0WZRC1

3. RATINGS

Items	SYMB.	Rating	Unit	Remarks
Operating Temperature range	Topr	-25~+75	deg. C	
Storage Temperature range	Tstg	-40~+85	deg. C	

4. CHARACTERISTICS

4-1 ELECTRICAL CHARACTERISTICS

Items	Electrical Specification					Test Condition	Remarks
	SYMB.	Min	Typ.	Max	Unit		
Mode of Vibration		Fundamental					
Nominal Frequency	F0		32		MHz		
Nominal Temperature	T _{NOM}		25		deg. C		
Load Capacitance	CL		8.0		pF		
Frequency tolerance	df/F					25deg.C	
Frequency Temperature Characteristics	df/t	-40.0		+40.0	PPM	-25~+75deg.C	
Frequency Aging Rate						25deg.C	1 st year
Equivalent Series Resistance	ESR			50	Ohms	CL=SERIES	
Shunt Capacitance	C0			3.0	pF		
Drive Level	Pd	0.01		100	μW		
Insulation Resistance	IR	500			M ohms	100V(DC)	

Measurement Condition

Frequency measurement

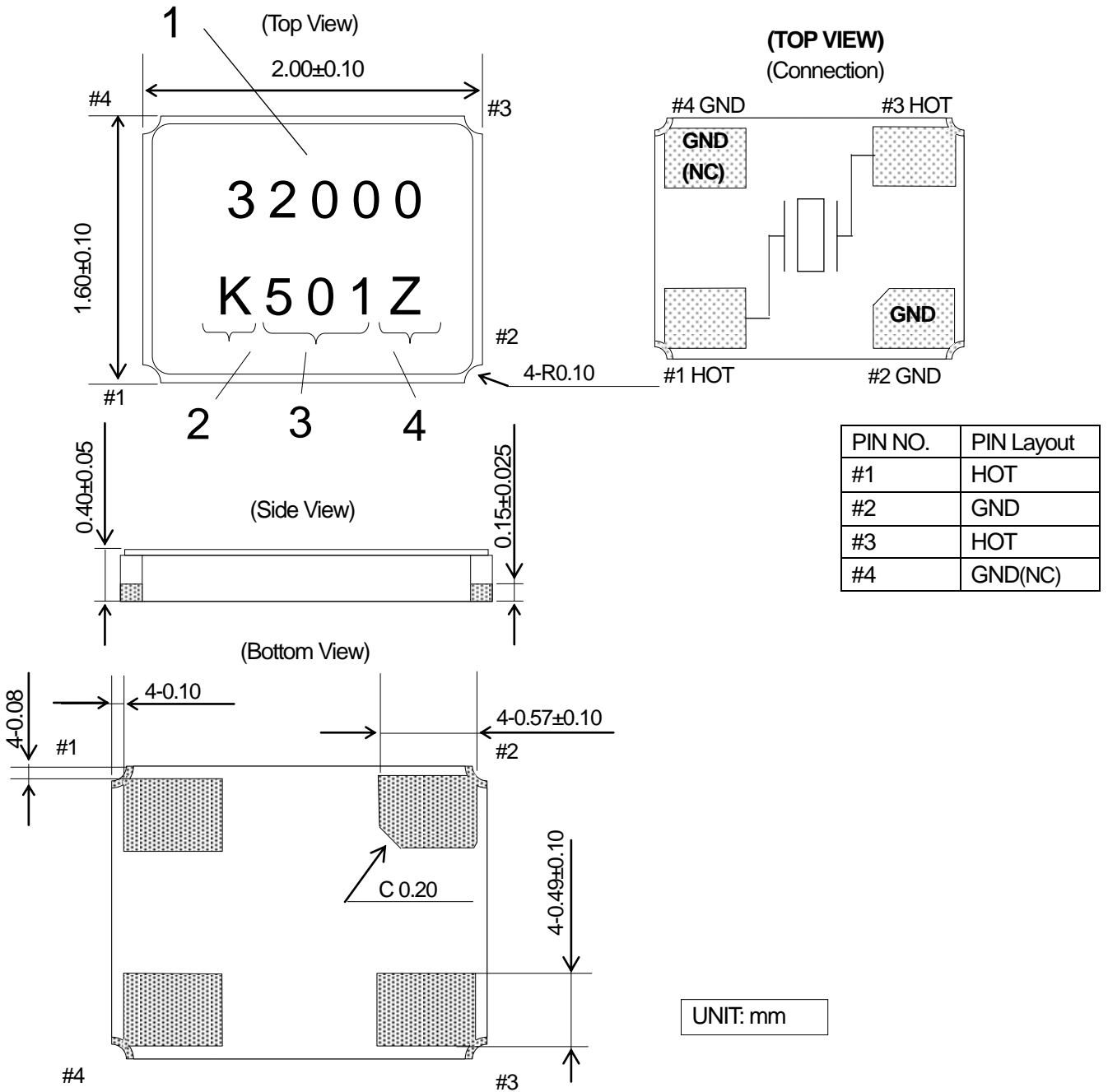
Measuring instrument : IEC PI-Network Test Fixture

Equivalent series resistance (ESR) measurement

Measuring instrument : IEC PI-Network Test Fixture

Load Capacitance : Series

5. APPEARANCES, PHYSICAL DIMENSION
OUTLINE DIMENSION (not to scale)

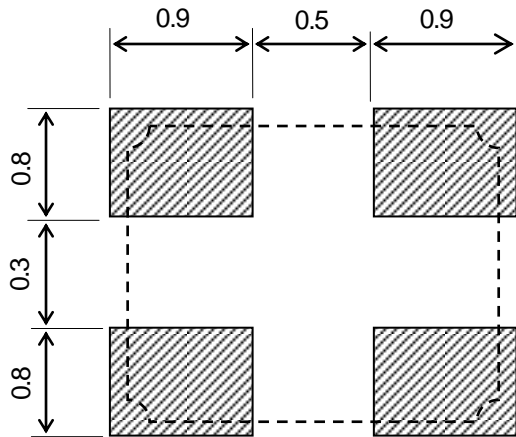


MARKING

- | | | |
|---|------------------------|---|
| 1 | Nominal Frequency | First 5digit of the frequency is indicated. |
| 2 | Identification | [K] is to indicate 1Pin direction. |
| 3 | Date Code | Last 1 Digit of YEAR and WEEK (Ex) 2015,Jan,01 → 501 |
| 4 | Manufacturing Location | Y→Japan (Yamagata)
Z→Japan (Shiga Yohkaichi)
T→Thailand |

*The font of marking is for reference only.

6. RECOMMENDED LAND PATTERN (not to scale)



UNIT : mm

7. Environmental requirements

After conducting the following tests, component needs to meet below conditions.

Frequency: Fluctuation within $\pm 10 \times 10^{-6}$

CI: Fluctuation within $\pm 20\%$ or 5Ω whichever is larger

- | | | |
|-----|-------------------------|--|
| 7.1 | Resistance to Shock | <p>Test condition</p> <p>3 times natural drop from 100cm onto hard wooden board.</p> |
| 7.2 | Resistance to Vibration | <p>Test condition</p> <p>frequency : 10 - 55 - 10 Hz</p> <p>Amplitude : 1.5mm</p> <p>Cycle time : 15 minutes</p> <p>Direction : X,Y,Z (3direction),2h each.</p> |
| 7.3 | Resistance to Heat | <p>Test condition</p> <p>The quartz crystal unit shall be stored at a temperature of $+85\pm 2^\circ\text{C}$ for 500h and subjected to room temperature for 1h before measurement.</p> |
| 7.4 | Resistance to Cold | <p>Test condition</p> <p>The quartz crystal unit shall be stored at a temperature of $-40\pm 2^\circ\text{C}$ for 500h and subjected to room temperature for 1h before measurement.</p> |
| 7.5 | Thermal Shock | <p>Test condition</p> <p>The quartz crystal unit shall be subjected to 500 temperature cycles shown in table below, Then it shall be subjected to room temperature for 1h before measurement.</p> <p>Cycle : $-40\pm 2^\circ\text{C}$ (30min.) \rightarrow $+25\pm 2^\circ\text{C}$ (5min.)
 \rightarrow $+85\pm 2^\circ\text{C}$ (30min.) \rightarrow $+25\pm 2^\circ\text{C}$ (5min.)</p> |

7.6 Resistance to Moisture

Test condition

The quartz crystal unit shall be stored at a temperature of $+60\pm 2^{\circ}\text{C}$ with relative humidity of 90% to 95% for 240 h. Then it shall be subjected to room temperature for 1h before measurement.

7.7 Soldering condition

1.) Type of solder

Material → lead free solder paste

Melting point → $+220\pm 5^{\circ}\text{C}$

2.) Reflow temp.profile

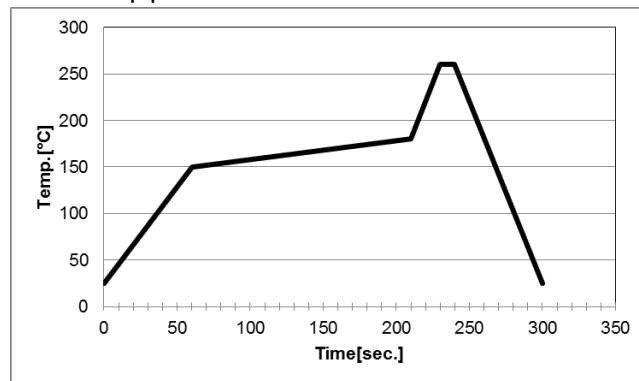
	Temp [$^{\circ}\text{C}$]	Time[sec]
Preheating	+150 to +180	150 (typ.)
Peak	$+260\pm 5$	10 (max.)
Total	-	300 (max.)

Frequency shift : $\pm 2\text{ppm}$

3.) Hand Soldering $+350^{\circ}\text{C}$ 3 sec max

4.) Reflow Times 2 times in below Reflow temp. profile

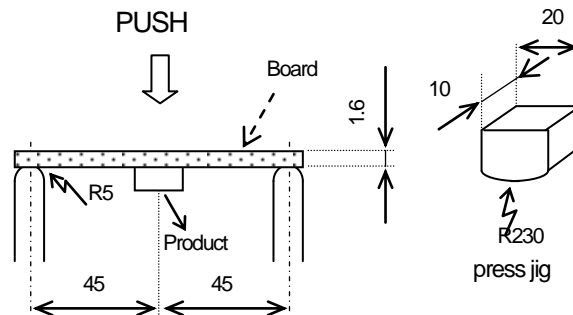
Reflow temp.profile



7.8 Bending Strength

Solder this product in center of the circuit board (40mm X 100mm), and add deflection of 3mm.

Test board : $t=1.6\text{mm}$



UNIT : mm

8. Cautions for use

(1) Soldering upon mounting

There is a possibility to influence product characteristics when Solder paste or conductive glue comes in contact with product lid or surface.

(2) When using mounting machine

Please minimize the shock when using mounting machine to avoid any excess stress to the product.

(3) Conformity of a circuit

We strongly recommend to make sure that Negative resistance (Gain) of IC is designed to be 3 times the ESR (Equivalent Series Resistance) of crystal unit.

9. Storage conditions

Please store product in below conditions, and use within 6 months.

Temperature +18 to +30°C, and Humidity of 20 to 70 % in the packaging condition.

10. Manufacturing location

Kyocera Crystal Device Corporation Yamagata Plant

Kyocera Crystal Device Corporation Shiga Yohkaichi Plant

Kyocera Crystal Device (Thailand) Co., Ltd

11. Quality Assurance

To be guaranteed by Kyocera Crystal Device Quality Assurance Division

12. Quality guarantee

In case when Kyocera Crystal Device Corporation rooted failure occurred within 1year after its delivery, substitute product will be arranged based on discussion. Quality guarantee of product after 1year of its delivery is waived.

13. Others

In case of any questions or opinions regarding the Specification, please have it in written manner within 45 days after issued date.