

## 阅读申明

- 1.本站收集的数据手册和产品资料都来自互联网，版权归原作者所有。如读者和版权方有任何异议请及时告之，我们将妥善解决。
- 2.本站提供的中文数据手册是英文数据手册的中文翻译，其目的是协助用户阅读，该译文无法自动跟随原稿更新，同时也可能存在翻译上的不当。建议读者以英文原稿为参考以便获得更精准的信息。
- 3.本站提供的产品资料，来自厂商的技术支持或者使用者的心得体会等，其内容可能存在描述上的差异，建议读者做出适当判断。
- 4.如需与我们联系，请发邮件到marketing@iczoom.com，主题请标有“数据手册”字样。

## Read Statement

1. The datasheets and other product information on the site are all from network reference or other public materials, and the copyright belongs to the original author and original published source. If readers and copyright owners have any objections, please contact us and we will deal with it in a timely manner.
2. The Chinese datasheets provided on the website is a Chinese translation of the English datasheets. Its purpose is for reader's learning exchange only and do not involve commercial purposes. The translation cannot be automatically updated with the original manuscript, and there may also be improper translations. Readers are advised to use the English manuscript as a reference for more accurate information.
3. All product information provided on the website refer to solutions from manufacturers' technical support or users the contents may have differences in description, and readers are advised to take the original article as the standard.
4. If you have any questions, please contact us at marketing@iczoom.com and mark the subject with "Datasheets" .

# Specification

Drawing No.	K1101-13749-431 1/11
Issued Date.	Jul.29, 2013

**TO: Digi-Key**

---

**Note: In case of specification change, KYOCERA Part Number also will be changed.**

Product Name	Quartz Crystal
Product Model	CX3225GB
Frequency	Refer to K1101-13749-431 3/11 Nominal Frequency
Customer Part Number	-
Customer Specification Number	-
KYOCERA Part Number	Refer to K1101-13749-431 3/11 KYOCERA Part Number
Remarks	RoHS Compliant, MSL 1

**Customer Acceptance**

Accept Signature	Approved Date	
	Department	
	Person in charge	

**Seller**

**KYOCERA Corporation**

6 Takeda Tobadono-cho, Fushimi-ku, Kyoto  
612-8501 Japan  
TEL. No. 075-604-3500  
FAX. No. 075-604-3501

**Manufacturer**

**KYOCERA Crystal Device Corporation**

5850, Higashine-Koh, Higashine-Shi, Yamagata  
999-3701 Japan  
TEL. No. 0237-43-5611  
FAX. No. 0237-43-5615

Design Department	Quality Assurance	Approved by	Checked by	Issued by
KYOCERA Crystal Device Corporation Crystal Design Section Crystal Units Division	A.Kikuchi	Y.Takahashi	T.Nitoube	M.Konno

## Revision History

Rev.No.	Description of revise	Date	Approved by	Checked by	Issued by
1	First Edition	Jul.29,2013	Y.Takahashi	T.Nitoube	M.Konno

**[PART NUMBER LIST]**

Nominal Frequency (MHz)	KYOCERA Part Number	ESR ( $\Omega$ )	Nominal Frequency Code
10	CX3225GB10000D0HEQCC	300	10000
12	CX3225GB12000D0HEQCC	250	12000
13.56	CX3225GB13560D0HEQCC	250	13560
14.31818	CX3225GB14318D0HEQCC	100	14318
14.7456	CX3225GB14745D0HEQCC	100	14745
16	CX3225GB16000D0HEQCC	80	16000
18.432	CX3225GB18432D0HEQCC	80	18432
19.2	CX3225GB19200D0HEQCC	80	19200
20	CX3225GB20000D0HEQCC	60	20000
22.5792	CX3225GB22579D0HEQCC	60	22579
24	CX3225GB24000D0HEQCC	60	24000
24.576	CX3225GB24576D0HEQCC	60	24576
25	CX3225GB25000D0HEQCC	60	25000
27	CX3225GB27000D0HEQCC	50	27000
30	CX3225GB30000D0HEQCC	50	30000
32	CX3225GB32000D0HEQCC	50	32000
33.333	CX3225GB33333D0HEQCC	50	33333
38.4	CX3225GB38400D0HEQCC	50	38400
40	CX3225GB40000D0HEQCC	50	40000
48	CX3225GB48000D0HEQCC	50	48000
54	CX3225GB54000D0HEQCC	50	54000

**1. APPLICATION**

This specification sheet is applied to quartz crystal “CX3225GB”

**2. KYOCERA PART NUMBER**

Refer to K1101-13749-431 3/11 KYOCERA Part Number

**3. RATINGS**

Items	SYMB.	Rating	Unit	Remarks
Operating Temperature	Topr	-10~+70	°C	
Storage Temperature Range	Tstg	-40~+85	°C	

**4. CHARACTERISTICS**

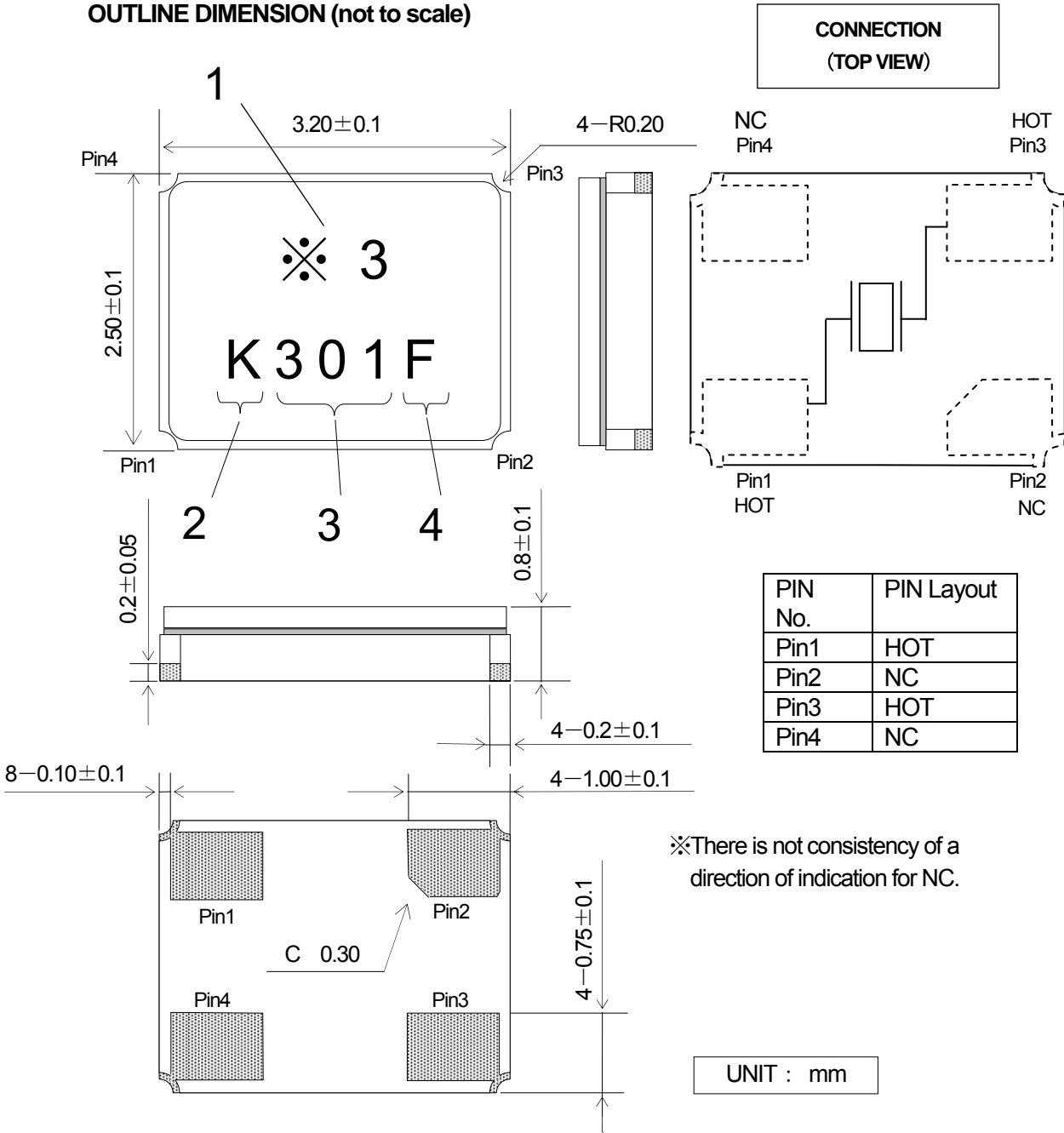
**4-1 ELECTRICAL CHARACTERISTICS**

Items	Electrical Specification					Test Condition	Remarks
	SYMB.	Min.	Typ.	Max.	Unit		
Mode of Vibration		Fundamental					
Nominal Frequency	F0		※1		MHz		
Nominal Temperature	T <sub>NOM</sub>		+25		°C		
Load Capacitance	CL		8.0		pF		
Frequency Tolerance	df/F	-20.0		+20.0	PPM	+25±3°C	
Frequency Temperature Characteristics	df/F	-30.0		+30.0		-10~+70°C	
Frequency Aging Rate		-5.0		+5.0		1 year	+25±3°C
Equivalent Series Resistance	ESR			※2	Ω		
Drive Level	Pd	0.01		100	μW		
Insulation Resistance	IR	500			MΩ	100V(DC)	

※1 Refer to K1101-13749-431 3/11 Nominal Frequency

※2 Refer to K1101-13749-431 3/11 ESR

**5. APPEARANCES, PHYSICAL DIMENSION**  
**OUTLINE DIMENSION (not to scale)**

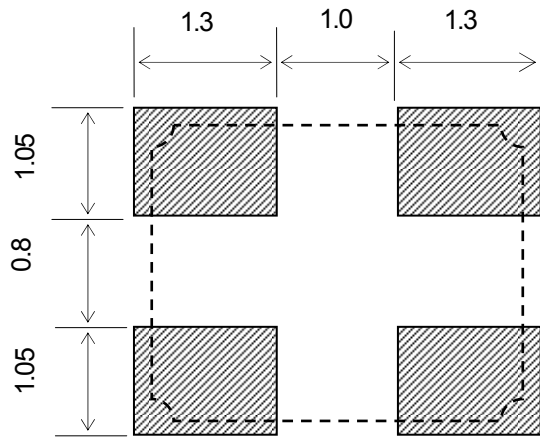


**MARKING**

- |                          |  |
|--------------------------|--|
| 1 Nominal Frequency      | Move the number of maximum indication beams of the frequency to five digits, and omit less than kHz. |
| 2 Identification         |  |
| 3 Date Code              | Year···LAST 1 DIGIT of YEAR AND WEEK<br>(Ex) Jan. 1, 2013 → 301                                      |
| 4 Manufacturing Location | F···KYOCERA Crystal Device Philippines, Inc  |

※3 Refer to K1101-13749-431 3/11 Nominal Frequency Code.  
The font of marking is reference.

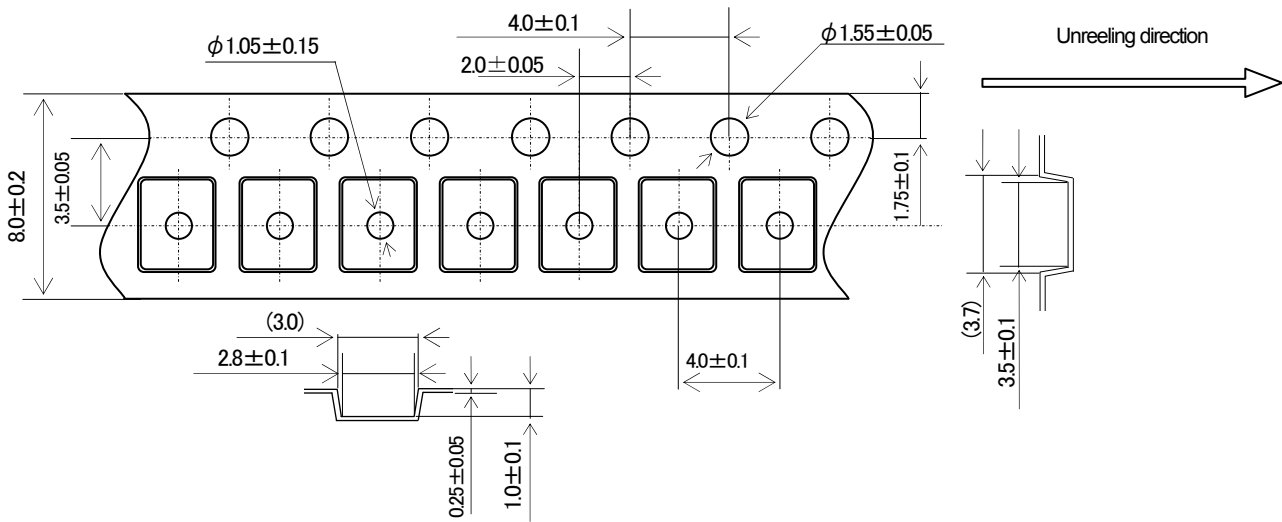
**6. RECOMMENDED LAND PATTERN (not to scale)**



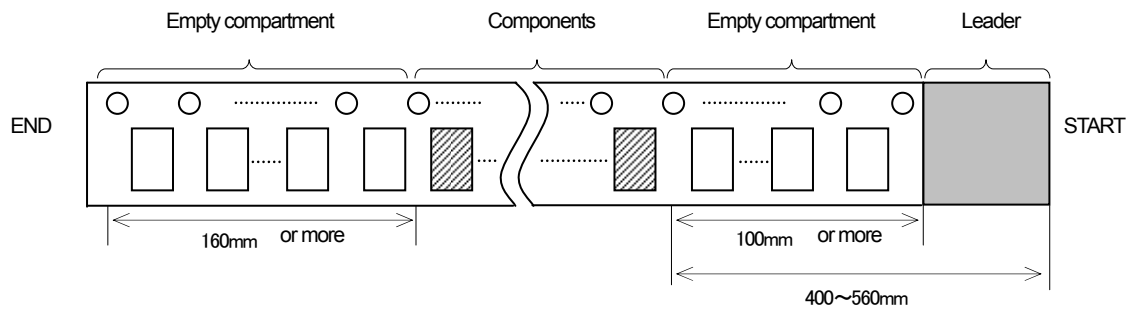
UNIT : mm

## 7.TAPING & REEL 梱包補助材

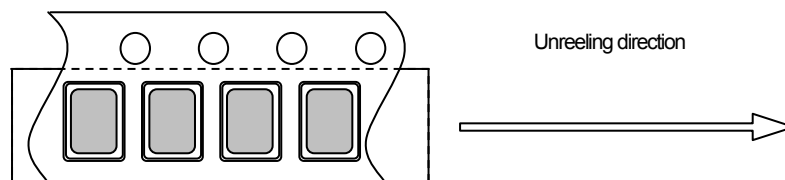
### 7-1.Dimensions



### 7-2.Leader and trailer tape

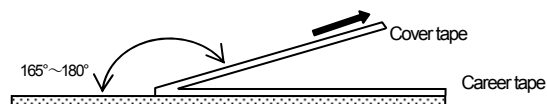


### 7-3.Direction (The direction shall be seen from the top cover tape side)



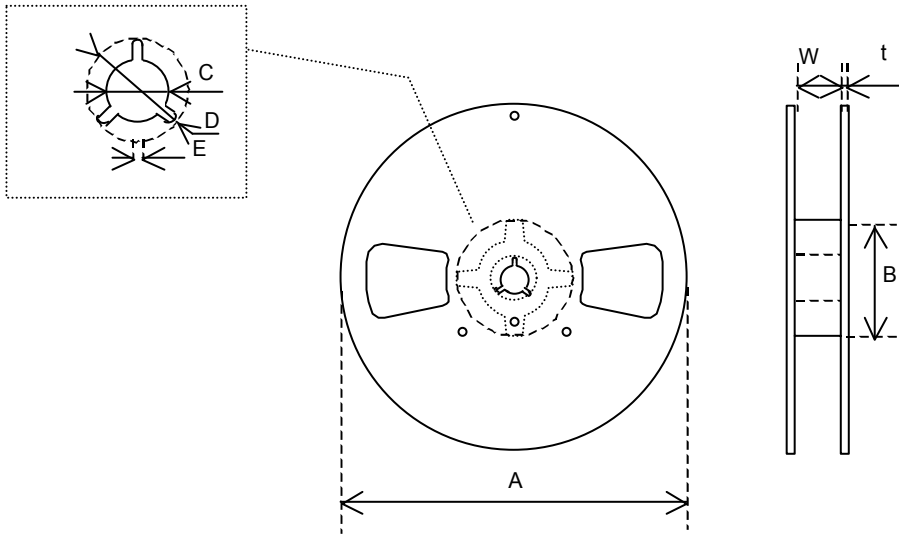
### 7-4.Specification

1. Material of the carrier tape shall be PS (ESD).
2. Material of the seal tape shall be polyester(ESD).
3. The seal tape shall not cover the sprocket holes. And not protrude from the carrier tape.
4. Tensile strength of the tape : 10N or more.
5. The R of the corner without designation is 0.2RMAX.
6. Disalignment between centers of the cavity and sprocket hole shall be 0.05mm or less.
7. Cumulative pitch tolerance of "P<sub>0</sub>" shall be  $\pm 0.2$ mm at 10 pitches.
8. The number of lack is 0.1% of 1 reel total part number (the number of the table letters) or the part following whose 1 either is big. (But, the thing which lack of the continuance is not in.)
9. The marking on parts is not fixed its direction, its electrical characteristic is equal.
10. Peeling force of the seal tape: 0.1 to 1.0N.





7-5.Reel specifications



(Nonconductor type Reel)

In the case of  $\Phi 180$  Reel (3000 pcs max, every 1000 pcs)

	A	B	C	D
Dimension	$\phi 180 +0/-1.5$	$\phi 60 +1/-0$	$\phi 13 \pm 0.2$	$\phi 21 \pm 0.8$
Symbol	E	W	t	
Dimension	$2.0 \pm 0.5$	$9 \pm 1$	$2.0 \pm 0.5$	

(Unit : mm)

## 8.Environmental requirements

After following test, frequency shall not change more than  $\pm 20 \times 10^{-6}$

And CI,  $\pm 20\%$  or  $5\Omega$  of large value.

- 8.1 Resistance to Shock      Test condition  
Natural dropped from height 100cm onto hard wood board in 3 times
- 8.2 Resistance to Vibration      Test condition  
frequency                    : 10—55 —10 Hz  
Amplitude                    : 1.5mm  
Cycle time                    : 15 minutes  
Direction                    : X,Y,Z (3direction),2 h each.
- 8.3 Resistance to Heat      Test condition  
The quartz crystal unit shall be stored at a temperature of  $+85 \pm 2^\circ\text{C}$  for 500 h.  
Then it shall be subjected to standard atmospheric conditions for 1 h ,after which measurement shall be made.
- 8.4 Resistance to Cold      Test condition  
The quartz crystal unit shall be stored at a temperature of  $-40 \pm 2^\circ\text{C}$  for 500 h.  
Then it shall be subjected to standard atmospheric conditions for 1 h ,after which measurement shall be made.
- 8.5 Thermal Shock      Test condition  
The quartz crystal unit shall be subjected to 500 successive change of temperature cycles , each as shown in table below, Then it shall be subjected to standard atmospheric conditions for 1h, after which measurements shall be made.  
Cycle                    :  $-40 \pm 2^\circ\text{C}$  (30min.) to  $25 \pm 2^\circ\text{C}$  (5min.)  
                                  to  $+85 \pm 2^\circ\text{C}$  (30min.) to  $25 \pm 2^\circ\text{C}$  (5min.)

8.6 Resistance to Moisture

Test condition

The quartz crystal unit shall be stored at a temperature of  $60 \pm 2^\circ\text{C}$  with relative humidity of 90% to 95% for 240 h. Then it shall be subjected to standard atmospheric conditions for 1h, after which measurements shall be made

8.7 Soldering condition

- 1.) Material of solder  
 Kind ... lead free solder paste  
 Melting point ...  $+220 \pm 5^\circ\text{C}$

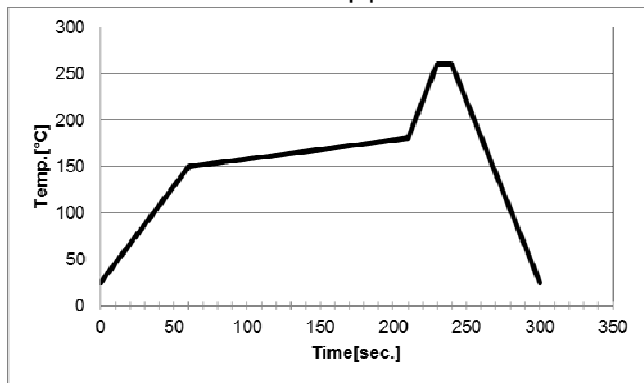
2.) Reflow temp.profile

	Temp [ $^\circ\text{C}$ ]	Time[sec]
Preheating	+150 to +180	150 (typ.)
Peak	$+260 \pm 5$	10 (max.)
Total	—	300 (max.)

Frequency shift :  $\pm 2\text{ppm}$

- 3.) Hand Soldering + $350^\circ\text{C}$  3 sec MAX
- 4.) Reflow Times 2 times

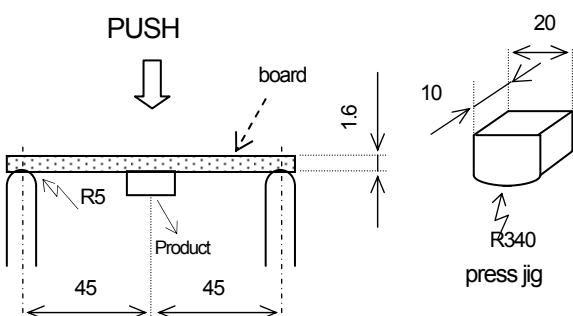
Reflow temp.profile



8.8 Intensity for bending in circuit board

Solder this product in center of the circuit board of  $40\text{mm} \times 100\text{mm}$ , and add the deflection of 3mm as the bottom figure.

Test board :  $t=1.6\text{mm}$



UNIT : mm

## 9. Cautions for use

### (1) Automatic mounting machine use

Please use after affirmation that select the mounting machine model with a shock small if possible in the case of use of an automatic mounting machine, and it does not have breakage. There is a risk of a quartz crystal unit breakage occurring and not functioning normally by too much shock etc..

### (2) Conformity of a circuit

In case of use of an oscillation circuit, please insert in a quartz crystal unit in series resistance 5 time as many as the standard value of equivalent in-series resistance, and confirm oscillating. Please remove resistance which inserted after the notes above-mentioned examination in the quartz crystal unit in series, and use it.

### (3) After making the Quartz Crystal mount on a printed circuit board ,if it is required to divide the printed circuit board into another one, use it with attentive confirmation so that a warp caused by this dividing might not affect any damage. When designing a printed circuit board as well as handling the mounting As much as possible. The quartz crystal shall be passed through the reflow furnace. Then it shall be subjected to standard atmospheric conditions, after which cleaning shall be made.

## 10. Storage conditions

Storage at prolonged high temperature or low temperature and the storage by high humidity cause degradation of frequency accuracy, and degradation of soldering nature. Storage is performed at the temperature of 18-30 degrees C, and the humidity of 20-70 Percent in the state of packing, and a term is 6 months.

## 11. Manufacturing location

KYOCERA Crystal Device Philippines, Inc.

## 12. Quality Assurance

Kyocera Crystal Device Quality Assurance Division

## 13. Quality guarantee

When the failure by the responsibility of our company occurs clearly after delivery within 1 year, a substitute article etc. is appropriated gratuitously and this is guaranteed. However, when passing 1 year after delivery, there is a case where I am allowed to consider as onerous repair after both consultation.

## 14. Others

When any questions and opinions are in the written matter of these delivery specifications, I will ask connection of you from the our company issue day within 45 days. In a connection no case, a written matter is consented to it and employed within a term.