

阅读申明

- 1.本站收集的数据手册和产品资料都来自互联网，版权归原作者所有。如读者和版权方有任何异议请及时告之，我们将妥善解决。
- 2.本站提供的中文数据手册是英文数据手册的中文翻译，其目的是协助用户阅读，该译文无法自动跟随原稿更新，同时也可能存在翻译上的不当。建议读者以英文原稿为参考以便获得更精准的信息。
- 3.本站提供的产品资料，来自厂商的技术支持或者使用者的心得体会等，其内容可能存在描述上的差异，建议读者做出适当判断。
- 4.如需与我们联系，请发邮件到marketing@iczoom.com，主题请标有“数据手册”字样。

Read Statement

1. The datasheets and other product information on the site are all from network reference or other public materials, and the copyright belongs to the original author and original published source. If readers and copyright owners have any objections, please contact us and we will deal with it in a timely manner.
2. The Chinese datasheets provided on the website is a Chinese translation of the English datasheets. Its purpose is for reader's learning exchange only and do not involve commercial purposes. The translation cannot be automatically updated with the original manuscript, and there may also be improper translations. Readers are advised to use the English manuscript as a reference for more accurate information.
3. All product information provided on the website refer to solutions from manufacturers' technical support or users the contents may have differences in description, and readers are advised to take the original article as the standard.
4. If you have any questions, please contact us at marketing@iczoom.com and mark the subject with "Datasheets" .



MX681EBA156M250

Ultra-low Jitter 156.25MHz LVPECL XO

Confidential Rev0.6 7/7/14

Description

The MX681EBA156M250 is an ultra-low phase jitter and phase noise XO with LVPECL output optimized for high line rate applications.

Applications

- 10/40/100GE
- Telecom, NAS, Networking, Storage

Absolute Maximum Ratings

Supply Voltage (V_{IN})	+4V
Lead Temperature (soldering, 10s)	260°C
Storage Temperature (T_s)	125°C
ESD Rating	2kV

Features

- 156.25MHz LVPECL output
- Ultra-low 46fs output jitter (12kHz to 20MHz)
- ± 50 ppm total stability
- -40°C to $+85^\circ\text{C}$ temperature range
- Industry standard 5x7mm package

Operating Ratings

Supply Voltage (V_{IN})	+2.97V to +3.63V
Ambient Temperature (T_A)	-40°C to $+85^\circ\text{C}$
Junction Thermal Resistance PDIP (θ_{JA})	xx°C/W

Electrical Characteristics

$V_{DD}=3.3\pm 10\%$, -40°C to 85°C , terminated 50 Ω to $V_{DD}-2V^{(1)}$

Symbol	Parameter	Condition	Min.	Typ.	Max.	Units
I_{DD}	Supply Current	Outputs loaded with 50 Ohms to $V_{DD}-2V$			65	mA
F_0	Center Frequency			156.25		MHz
	Stability	Note 2			± 50	PPM
Φ_J	Jitter	Phase jitter (12kHz to 20MHz)		46		fsRMS
		Phase jitter (1.875MHz to 20MHz)		43		
		Phase jitter (50kHz to 80MHz)		100		
		Period jitter.		1.7		ps
t_{START}	Startup Time				20	ms
V_{OH}	Output Voltage High	LVPECL output levels	$V_{DD}-1.02$			
V_{OL}	Output Voltage Low				$V_{DD}-1.62$	V
	Duty Cycle		45		55	%
t_R/t_F	Rise/Fall Time		300			ps
V_{IH}	OE input Voltage High	Output disabled when OE is high	$V_{DD}\times 0.7$			V
V_{IL}	OE Input Voltage Low	Outputs enabled when OE is low for floating			$V_{DD}\times 0.3$	V

Notes:

1. Guaranteed after thermal equilibrium.
2. Inclusive of initial accuracy, temperature drift, aging, shock, vibration from -40°C to 85°C .

Ordering Information*

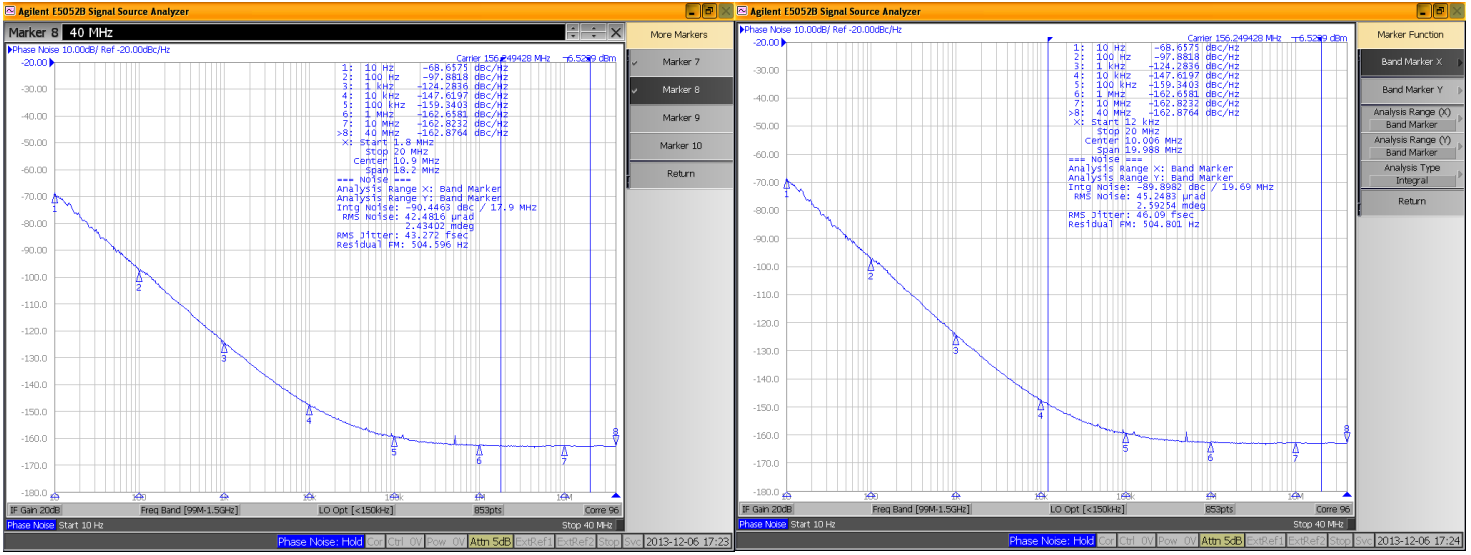
Part Number	Line 1 Marking	Line 2 Marking	Shipping	Temperature Range	Package
MX681EBA156M250	MX681E	BA156M250	Tube	-40°C to 85°C	6-pin 5x7mm
MX681EBA156M250 TR	MX681E	BA156M250	Tape&Reel	-40°C to 85°C	6-pin 5x7mm

*Line 3 marking is datecode information. See figu

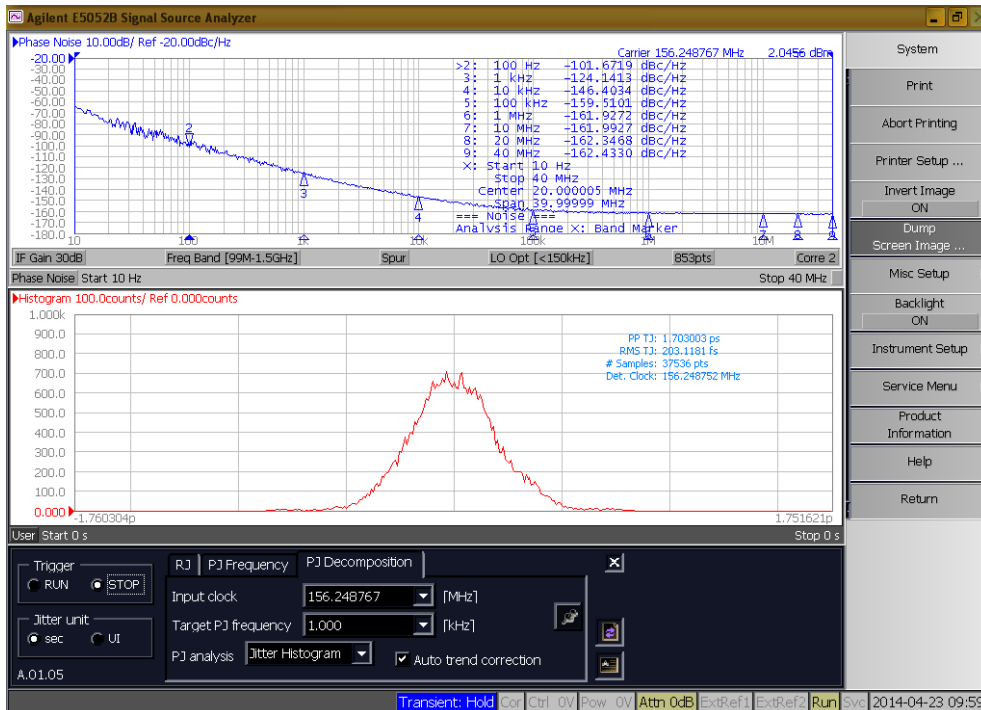
Phase Noise Performance

1.875MHz to 20MHz Integration Range

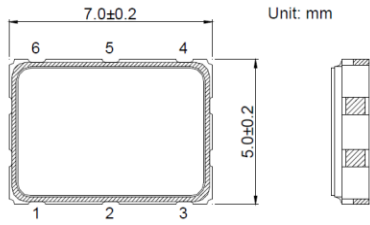
12kHz to 20MHz Integration Range



Period Jitter (37536 samples)

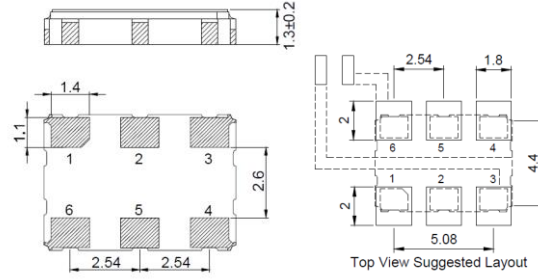


Dimensions, Pin Assignment, Land Pattern



Pin Function:

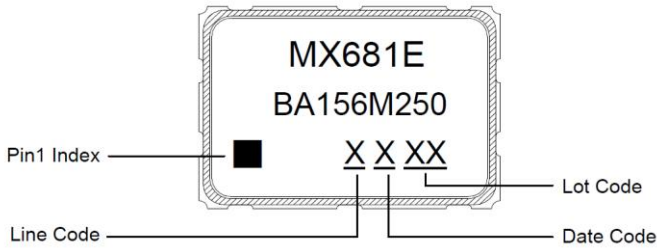
- 1. OE
- 2. NC
- 3. GND
- 4. OUT
- 5. $\overline{\text{OUT}}$
- 6. VDD



※ Pad dimension tolerance ±0.2 mm

※ Power Supply Decoupling Capacitor is Required.

Date Code Information



		MONTH													
YEAR		JAN	FEB	MAR	APR	MAY	JUN	JUL	AUG	SEP	OCT	NOV	DEC		
2005	2009	2013	2017	A	B	C	D	E	F	G	H	J	K	L	M
2006	2010	2014	2018	N	P	Q	R	S	T	U	V	W	X	Y	Z
2007	2011	2015	2019	a	b	c	d	e	f	g	h	j	k	l	m
2008	2012	2016	2020	n	p	q	r	s	t	u	v	w	x	y	z

* This date code will be cycled every four years.

MICREL, INC. 2180 FORTUNE DRIVE SAN JOSE, CA 95131 USA

TEL +1 (408) 944-0800 FAX +1 (408) 474-1000 WEB <http://www.micrel.com>

Micrel makes no representations or warranties with respect to the accuracy or completeness of the information furnished in this data sheet. This information is not intended as a warranty and Micrel does not assume responsibility for its use. Micrel reserves the right to change circuitry, specifications and descriptions at any time without notice. No license, whether express, implied, arising by estoppel or otherwise, to any intellectual property rights is granted by this document. Except as provided in Micrel's terms and conditions of sale for such products, Micrel assumes no liability whatsoever, and Micrel disclaims any express or implied warranty relating to the sale and/or use of Micrel products including liability or warranties relating to fitness for a particular purpose, merchantability, or infringement of any patent, copyright or other intellectual property right.

© 2012 Micrel, Incorporated.