

阅读申明


- 1.本站收集的数据手册和产品资料都来自互联网，版权归原作者所有。如读者和版权方有任何异议请及时告之，我们将妥善解决。
- 2.本站提供的中文数据手册是英文数据手册的中文翻译，其目的是协助用户阅读，该译文无法自动跟随原稿更新，同时也可能存在翻译上的不当。建议读者以英文原稿为参考以便获得更精准的信息。
- 3.本站提供的产品资料，来自厂商的技术支持或者使用者的心得体会等，其内容可能存在描述上的差异，建议读者做出适当判断。
- 4.如需与我们联系，请发邮件到marketing@iczoom.com，主题请标有“数据手册”字样。

Read Statement

1. The datasheets and other product information on the site are all from network reference or other public materials, and the copyright belongs to the original author and original published source. If readers and copyright owners have any objections, please contact us and we will deal with it in a timely manner.
2. The Chinese datasheets provided on the website is a Chinese translation of the English datasheets. Its purpose is for reader's learning exchange only and do not involve commercial purposes. The translation cannot be automatically updated with the original manuscript, and there may also be improper translations. Readers are advised to use the English manuscript as a reference for more accurate information.
3. All product information provided on the website refer to solutions from manufacturers' technical support or users the contents may have differences in description, and readers are advised to take the original article as the standard.
4. If you have any questions, please contact us at marketing@iczoom.com and mark the subject with "Datasheets" .

1.8V ~ 3.3VDC Clipped Sinewave TCXO

WT325



3.2 x 2.5mm Ceramic SMD

Typical Frequencies available MHz:		
16.367667	16.369	19.200
25.000	26.000	40.000

Product Features

- Low Current
- Tight temperature stability
- Clipped Sinewave output levels
- Excellent Phase Noise
- Industrial Temperature Range
- Pb-free and RoHS/Green compliant
- Fast lead time

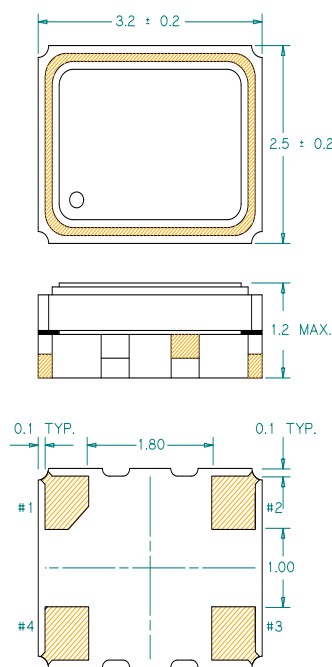
Product Description

The WT325 TCXO series is a high performance temperature compensated oscillator with a clipped sinewave output for a very low operating supply current. It supports various power supply voltages, stabilities and other features. It is designed to meet existing application requirements.

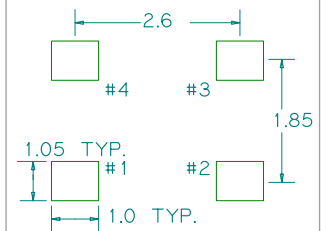
Applications

- Networking systems
- Networking
- GPS/Navigation
- Metering
- Mobile and wireless
- Handset

Package: (scale-none, dimensions in mm)



Recommended Land Pattern:



Pin Functions:

Pin	Function
1	Ground
2	Ground
3	Output
4	V _{DD}

Part Ordering Information:

WT325 V X FFFF.FFFFFFF

Voltage:	Stability and Temp Range:	Frequency:
1=+3.3V	Stability Temp Range -20/+70C -30/+85C -30/+75C 0/+70C	FFFF.FFFFFFF
B=+3.0V	A +/-0.5ppm B +/-1.0ppm C +/-1.5ppm D +/-2.0ppm E +/-2.5ppm	MHz, "4 digits/decimal/6 digits" format
C=+2.8V	F G H I J K L M N O P Q R S T	
D=+2.7V		
3=+1.8V		

Following the above format, PSE Technology Corporation part numbers will be assigned upon confirmation of exact customer requirements.



Electrical Performance

Parameter		Min.	Typ.	Max.	Units	Notes
Output Frequency		10		40	MHz	
Supply Voltage		1.8		3.3	V	See ordering options, VDD ±5%
Supply Current				1.5	mA	Output Frequency <= 26 MHz
				2.0	mA	Output Frequency > 26 MHz
Output Voltage Level		0.8		1.4	V	Pk-Pk
Output Load	Resistance	9	10	11	kΩ	
	Capacitance	9	10	11	pF	
Frequency Stability	vs Temperature	±0.5		±2.5	ppm	See ordering options
	vs Voltage			±0.2	ppm	±5% supply voltage change at typical load
	vs Load			±0.1	ppm	±10% load change
Frequency Aging				±1.0	ppm	First year, +25°C
Frequency Tolerance After Two Reflows				±2.0	ppm	@ +25°C±3°C after one hour recovery
Harmonics				-7	dBc	
Operating Temperature Range		-30		85	°C	See ordering options
Storage Temperature Range		-40		85	°C	

Notes:

- For specifications other than those listed, please contact sales.
- Not all combinations of VDD, Operating Temperature Range, Frequency Stability and Output Frequency are available.
- Frequency Stability vs. Temperature is reference to the mid-point between minimum and maximum frequency values over the specified Operating Temperature Range
- Frequency Stability vs. Voltage and vs. Load changes are reference to the Nominal Frequency at 25°C

For the latest product information visit: <http://www.pericom.com/products/timing/oscillators/WT325/>

For test circuit go to: http://www.pericom.com/pdf/sre/TCXO_CLIPPEDESINE.pdf

For soldering reflow profile and reliability test ratings go to: <http://www.pericom.com/pdf/sre/reflow.pdf>

For tape and reel information go to: http://www.pericom.com/pdf/sre/tr_3225_xo.pdf