

## 阅读申明

- 1.本站收集的数据手册和产品资料都来自互联网，版权归原作者所有。如读者和版权方有任何异议请及时告之，我们将妥善解决。
- 2.本站提供的中文数据手册是英文数据手册的中文翻译，其目的是协助用户阅读，该译文无法自动跟随原稿更新，同时也可能存在翻译上的不当。建议读者以英文原稿为参考以便获得更精准的信息。
- 3.本站提供的产品资料，来自厂商的技术支持或者使用者的心得体会等，其内容可能存在描述上的差异，建议读者做出适当判断。
- 4.如需与我们联系，请发邮件到marketing@iczoom.com，主题请标有“数据手册”字样。

## Read Statement

1. The datasheets and other product information on the site are all from network reference or other public materials, and the copyright belongs to the original author and original published source. If readers and copyright owners have any objections, please contact us and we will deal with it in a timely manner.
2. The Chinese datasheets provided on the website is a Chinese translation of the English datasheets. Its purpose is for reader's learning exchange only and do not involve commercial purposes. The translation cannot be automatically updated with the original manuscript, and there may also be improper translations. Readers are advised to use the English manuscript as a reference for more accurate information.
3. All product information provided on the website refer to solutions from manufacturers' technical support or users the contents may have differences in description, and readers are advised to take the original article as the standard.
4. If you have any questions, please contact us at marketing@iczoom.com and mark the subject with "Datasheets" .


## EMG 45-DIO14M/LP

Order No.: 2950132

The illustration shows version EMG 45-DIO 8 E/LP

<http://eshop.phoenixcontact.de/phoenix/treeViewClick.do?UID=2950132>Lamp test module, 2 diodes with common cathode: with 7 pairs, with  
common triggering

### Commercial data

GTIN (EAN)	 4 017918 083984
sales group	H101
Pack	5 pcs.
Customs tariff	85411000
Catalog page information	Page 665 (IF-2009)

### Product notes

WEEE/RoHS-compliant since:  
05/16/2006

<http://www.download.phoenixcontact.com>  
Please note that the data given here has been taken from the online catalog. For comprehensive information and data, please refer to the user documentation. The General Terms and Conditions of Use apply to Internet downloads.

### Technical data

#### General data

Max. operating voltage	250 V AC
Peak reverse voltage per diode	1300 V
Reverse current per diode	$\leq 5 \mu\text{A}$
Conducting state voltage per diode	Approx. 0.8 V

Conducting state current per diode	0.7 A (with single load)
	0.2 A (with simultaneous loads)
Width	45 mm
Height	75 mm
Depth	55 mm
Ambient temperature (operation)	-20 °C ... 50 °C
Ambient temperature (storage/transport)	-40 °C ... 70 °C
Pollution degree	2
Surge voltage category	III, basic insulation (as per EN 50178)
Mounting position	Any
Assembly instructions	In rows with zero spacing

#### Connection data

Conductor cross section solid min.	0.2 mm <sup>2</sup>
Conductor cross section solid max.	4 mm <sup>2</sup>
Conductor cross section stranded min.	0.2 mm <sup>2</sup>
Conductor cross section stranded max.	2.5 mm <sup>2</sup>
Conductor cross section AWG/kcmil min.	24
Conductor cross section AWG/kcmil max	12
Stripping length	8 mm
Screw thread	M3
Type of connection	Screw connection

#### Certificates / Approvals



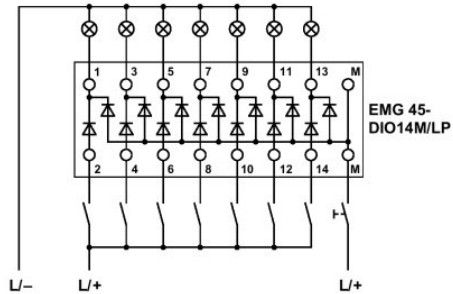
Certification GOST

#### Accessories

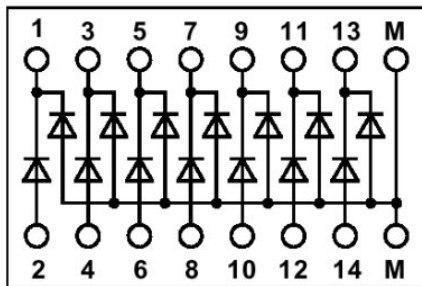
Item	Designation	Description
<b>Marking</b>		
2947035	EMG-GKS 12	Equipment marker, width 12 mm

## Diagrams/Drawings

### Application drawing



### Circuit diagram



**Address**

PHOENIX CONTACT Deutschland GmbH  
Flachmarktstr. 8  
32825 Blomberg, Germany  
Phone +49 5235 3 12000  
Fax +49 5235 3 41200  
<http://www.phoenixcontact.de>



© 2011 Phoenix Contact  
Technical modifications reserved;