

阅读申明

- 1.本站收集的数据手册和产品资料都来自互联网，版权归原作者所有。如读者和版权方有任何异议请及时告之，我们将妥善解决。
- 2.本站提供的中文数据手册是英文数据手册的中文翻译，其目的是协助用户阅读，该译文无法自动跟随原稿更新，同时也可能存在翻译上的不当。建议读者以英文原稿为参考以便获得更精准的信息。
- 3.本站提供的产品资料，来自厂商的技术支持或者使用者的心得体会等，其内容可能存在描述上的差异，建议读者做出适当判断。
- 4.如需与我们联系，请发邮件到marketing@iczoom.com，主题请标有“数据手册”字样。

Read Statement

1. The datasheets and other product information on the site are all from network reference or other public materials, and the copyright belongs to the original author and original published source. If readers and copyright owners have any objections, please contact us and we will deal with it in a timely manner.
2. The Chinese datasheets provided on the website is a Chinese translation of the English datasheets. Its purpose is for reader's learning exchange only and do not involve commercial purposes. The translation cannot be automatically updated with the original manuscript, and there may also be improper translations. Readers are advised to use the English manuscript as a reference for more accurate information.
3. All product information provided on the website refer to solutions from manufacturers' technical support or users the contents may have differences in description, and readers are advised to take the original article as the standard.
4. If you have any questions, please contact us at marketing@iczoom.com and mark the subject with "Datasheets" .

MAGX-000035-015000

MAGX-000035-01500S



GaN on SiC HEMT Pulsed Power Transistor
15 W, DC - 3.5 GHz

Rev. V1

Features

- GaN on SiC Depletion Mode Transistor
- Common-Source Configuration
- Broadband Class AB Operation
- Thermally Enhanced Package (Flanged: Cu/W, Flangeless: Cu)
- RoHS* Compliant
- +50V Typical Operation
- MTTF = 600 years ($T_J < 200^\circ\text{C}$)

Primary Applications

- Commercial Wireless Infrastructure (WCDMA, LTE, WiMAX)
- Air Traffic Control Radar - Commercial
- Weather Radar - Commercial
- Military Radar - Military
- Public Radio
- Industrial, Scientific and Medical
- SATCOM
- Instrumentation

Description

The MAGX-000035-01500X is a gold-metalized unmatched Gallium Nitride (GaN) on Silicon Carbide RF power transistor suitable for a variety of RF power amplifier applications. Using state of the art wafer fabrication processes, these high performance transistors provide high gain, efficiency, bandwidth, and ruggedness over multiple octave bandwidths for today's demanding application needs.

The MAGX-000035-01500X is constructed using a thermally enhanced flanged (Cu/W) or flangeless (Cu) ceramic package which provides excellent thermal performance. High breakdown voltages allow for reliable and stable operation in extreme mismatched load conditions unparalleled with older semiconductor technologies.

MAGX-000035-015000 (Flanged)



MAGX-000035-01500S (Flangeless)



Ordering Information

Part Number	Description
MAGX-000035-015000	Flanged, Bulk Packaging
MAGX-000035-01500S	Flangeless, Bulk Packaging
MAGX-L20035-015000	Sample Board (1.2 - 1.4 GHz, Flanged)
MAGX-L20035-01500S	Sample Board (1.2 - 1.4 GHz, Flangeless)

1 * Restrictions on Hazardous Substances, European Union Directive 2002/95/EC.

MAGX-000035-015000

MAGX-000035-01500S



GaN on SiC HEMT Pulsed Power Transistor
15 W, DC - 3.5 GHz

Rev. V1

Electrical Specifications¹: Freq. = 1.2 - 1.4 GHz, T_A = 25°C

Parameter	Test Conditions	Symbol	Min.	Typ.	Max.	Units
RF Functional Tests: V_{DD} = 50 V, I_{DQ} = 15 mA, 1 ms Pulse, 10% Duty						
Output Power	P _{IN} = 0.5 W	P _{OUT}	15.0	17.7	-	W
Power Gain	P _{IN} = 0.5 W	G _P	14.8	15.5	-	dB
Drain Efficiency	P _{IN} = 0.5 W	η _D	55	63	-	%
Droop	P _{IN} = 0.5 W	Droop	-	0.1	0.4	dB
Load Mismatch Stability	P _{IN} = 0.5 W	VSWR-S	-	5:1	-	-
Load Mismatch Tolerance	P _{IN} = 0.5 W	VSWR-T	-	10:1	-	-

Electrical Characteristics: T_A = 25°C

Parameter	Test Conditions	Symbol	Min.	Typ.	Max.	Units
DC Characteristics						
Drain-Source Leakage Current	V _{GS} = -8 V, V _{DS} = 175 V	I _{DS}	-	-	750	μA
Gate Threshold Voltage	V _{DS} = 5 V, I _D = 2 mA	V _{GS(TH)}	-5	-3	-2	V
Forward Transconductance	V _{DS} = 5 V, I _D = 500 mA	G _M	0.35	-	-	S
Dynamic Characteristics						
Input Capacitance	V _{DS} = 0 V, V _{GS} = -8 V, F = 1 MHz	C _{ISS}	-	4.4	-	pF
Output Capacitance	V _{DS} = 50 V, V _{GS} = -8 V, F = 1 MHz	C _{OSS}	-	1.9	-	pF
Reverse Transfer Capacitance	V _{DS} = 50 V, V _{GS} = -8 V, F = 1 MHz	C _{RSS}	-	0.2	-	pF

Correct Device Sequencing

Turning the device ON

1. Set V_{GS} to the pinch-off (V_P), typically -5 V.
2. Turn on V_{DS} to nominal voltage (+50V).
3. Increase V_{GS} until the I_{DS} current is reached.
4. Apply RF power to desired level.

Turning the device OFF

1. Turn the RF power off.
2. Decrease V_{GS} down to V_P.
3. Decrease V_{DS} down to 0 V.
4. Turn off V_{GS}.

1. Electrical Specifications measured in MACOM RF evaluation board.

MAGX-000035-015000

MAGX-000035-01500S



GaN on SiC HEMT Pulsed Power Transistor
15 W, DC - 3.5 GHz

Rev. V1

Absolute Maximum Ratings^{2,3,4}

Parameter	Absolute Max.
Input Power	P_{IN} (nominal) + 3 dB
Drain Supply Voltage, V_{DD}	+65 V
Gate Supply Voltage, V_{GG}	-8 V to 0 V
Supply Current, I_{DD}	800 mA
Power Dissipation (P_{AVG}), Pulsed @ 85°C	10.3 W
MTTF ($T_J < 200^\circ\text{C}$)	600 years
Junction Temperature ⁵	200°C
Operating Temperature	-40°C to +95°C
Storage Temperature	-65°C to +150°C
Mounting Temperature	See solder reflow profile
ESD Min. - Charged Device Model (CDM)	150 V
ESD Min. - Human Body Model (HBM)	500 V

2. Operation of this device above any one of these parameters may cause permanent damage.
3. Channel temperature directly affects a device's MTTF. Channel temperature should be kept as low as possible to maximize lifetime.
4. For saturated performance it is recommended that the sum of $(3 \cdot V_{DD} + \text{abs}(V_{GG})) < 175 \text{ V}$.
5. Junction Temperature (T_J) = $T_C + \Theta_{JC} \cdot ((V \cdot I) - (P_{OUT} - P_{IN}))$

Typical transient thermal resistances:

1 ms pulse, 10% duty cycle, $\Theta_{JC} = 5.0^\circ\text{C/W}$

For $T_C = 85^\circ\text{C}$,

$T_J = 132^\circ\text{C}$ @ 50 V, 520 mA-pk, $P_{OUT} = 17.0 \text{ W}$, $P_{IN} = 0.5 \text{ W}$

MAGX-000035-015000

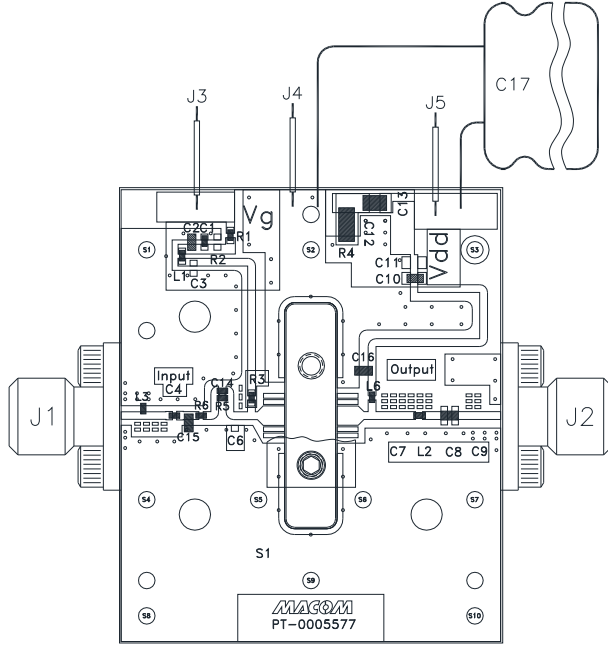
MAGX-000035-01500S



GaN on SiC HEMT Pulsed Power Transistor
15 W, DC - 3.5 GHz

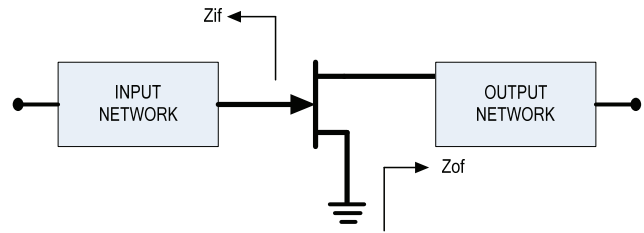
Rev. V1

Test Fixture Assembly (1.2 - 1.4 GHz, 1 ms Pulse, 10% Duty, $V_{DD} = 50$ V, $I_{dq} = 15$ mA)



Test Fixture Impedances

F (GHz)	Z_{IF} (Ω)	Z_{OF} (Ω)
1.2	$1.4 + j3.5$	$2.5 + j3.5$
1.3	$1.3 + j3.8$	$2.7 + j3.9$
1.4	$1.8 + j4.0$	$3.1 + j4.2$



Parts List

Reference Designator	Part	Vendor
C4	0402, 5.1 pF, ± 0.1 pF	ATC
C15	0603, 6.8 pF, ± 0.1 pF	ATC
C2	0603, 82 pF, $\pm 10\%$	ATC
C16	0603, 100 pF, $\pm 10\%$	ATC
C1, C10	0402, 1000 pF, 100 V, 5%	ATC
C8	0603, 30 pF, $\pm 10\%$	ATC
C13	0805, 1 μ F, 100 V, $\pm 20\%$	ATC
C14	0402, 12 pF, $\pm 10\%$	ATC
C17	100 μ F, 160 V, Electrolytic Capacitor	Panasonic
C3, C6, C7, C9, C11, C12, R2	Do Not Populate	-
R3	240 Ω , 0603, 5%	Panasonic
L1, R1	1.0 Ω , 0402, 5%	Panasonic
R4	1.0 Ω , 1206, 5%	Panasonic
R5	10 Ω , 0402, 5%	Panasonic
L3, L6	0402, 3.9 nH, 2%	Coilcraft
L2, R6	0402, 0.0 Ω Resistor	Panasonic
J1, J2	SMA Connector	Tyco Electronics

4 Contact factory for Gerber file or additional circuit information.

MACOM Technology Solutions Inc. (MACOM) and its affiliates reserve the right to make changes to the product(s) or information contained herein without notice. Visit www.macomtech.com for additional data sheets and product information.

- North America Tel: 800.366.2266 / Fax: 978.366.2266
- Europe Tel: 44.1908.574.200 / Fax: 44.1908.574.300
- Asia/Pacific Tel: 81.44.844.8296 / Fax: 81.44.844.8298

MAGX-000035-015000

MAGX-000035-01500S



GaN on SiC HEMT Pulsed Power Transistor
15 W, DC - 3.5 GHz

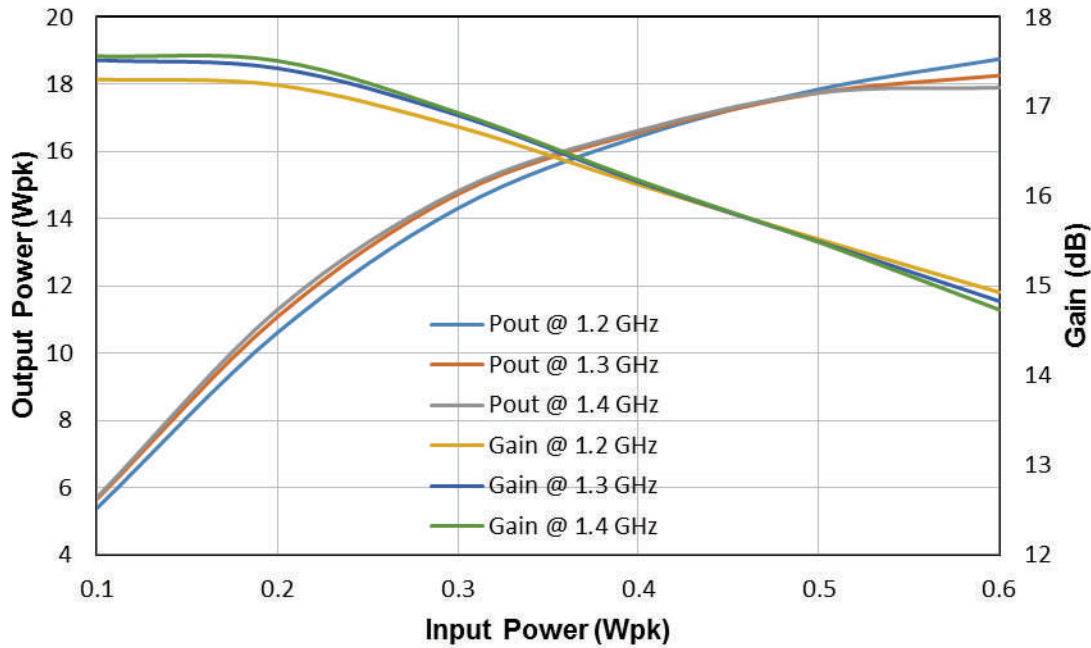
Rev. V1

Application Section

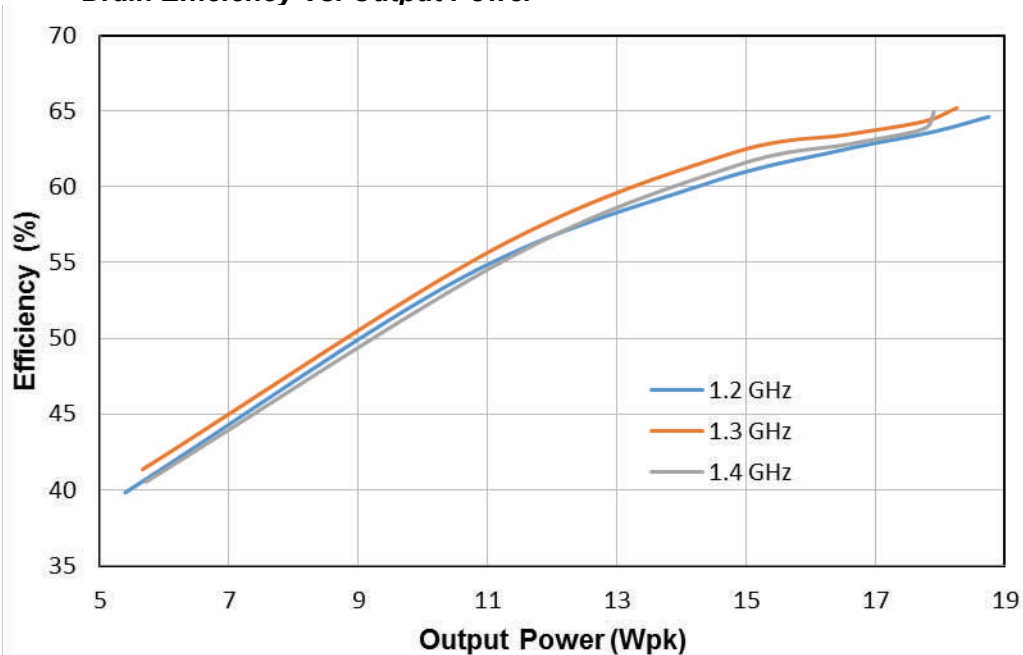
Typical Performance Curves

1.2 - 1.4 GHz, 1 ms Pulse, 10% Duty, $V_{DD} = 50\text{ V}$, $I_{dq} = 15\text{ mA}$, $T_A = 25^\circ\text{C}$

Output Power and Gain Vs. Input Power



Drain Efficiency Vs. Output Power



MAGX-000035-015000

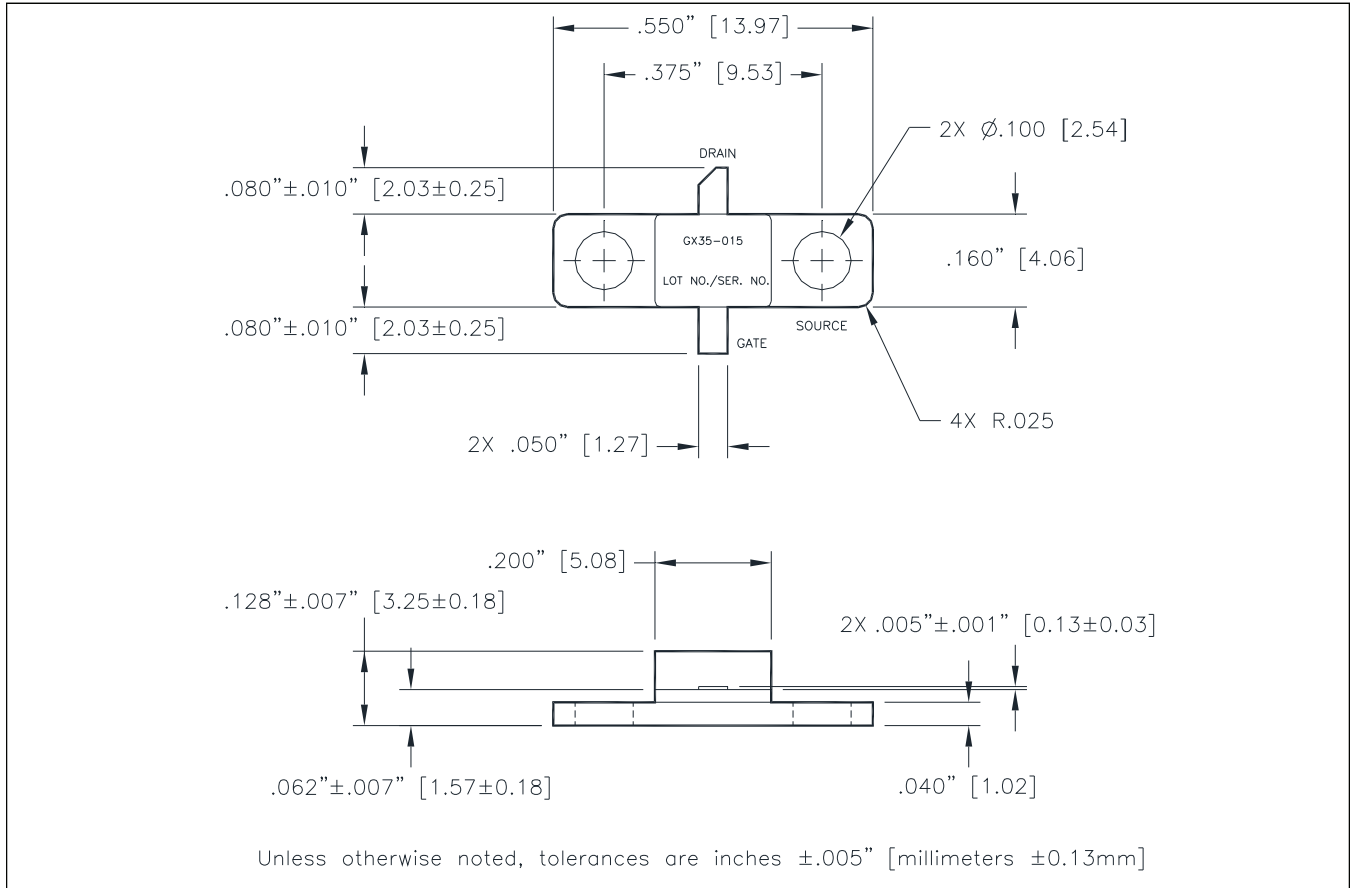
MAGX-000035-01500S



GaN on SiC HEMT Pulsed Power Transistor
15 W, DC - 3.5 GHz

Rev. V1

Outline Drawing MAGX-000035-015000 (Flanged)



MAGX-000035-015000

MAGX-000035-01500S



GaN on SiC HEMT Pulsed Power Transistor
15 W, DC - 3.5 GHz

Rev. V1

Outline Drawing MAGX-000035-01500S (Flangeless)

