

阅读申明

- 1.本站收集的数据手册和产品资料都来自互联网，版权归原作者所有。如读者和版权方有任何异议请及时告之，我们将妥善解决。
- 2.本站提供的中文数据手册是英文数据手册的中文翻译，其目的是协助用户阅读，该译文无法自动跟随原稿更新，同时也可能存在翻译上的不当。建议读者以英文原稿为参考以便获得更精准的信息。
- 3.本站提供的产品资料，来自厂商的技术支持或者使用者的心得体会等，其内容可能存在描述上的差异，建议读者做出适当判断。
- 4.如需与我们联系，请发邮件到marketing@iczoom.com，主题请标有“数据手册”字样。

Read Statement

1. The datasheets and other product information on the site are all from network reference or other public materials, and the copyright belongs to the original author and original published source. If readers and copyright owners have any objections, please contact us and we will deal with it in a timely manner.
2. The Chinese datasheets provided on the website is a Chinese translation of the English datasheets. Its purpose is for reader's learning exchange only and do not involve commercial purposes. The translation cannot be automatically updated with the original manuscript, and there may also be improper translations. Readers are advised to use the English manuscript as a reference for more accurate information.
3. All product information provided on the website refer to solutions from manufacturers' technical support or users the contents may have differences in description, and readers are advised to take the original article as the standard.
4. If you have any questions, please contact us at marketing@iczoom.com and mark the subject with "Datasheets" .

Power Transistor (50V, 3A)

2SD1760 / 2SD1864

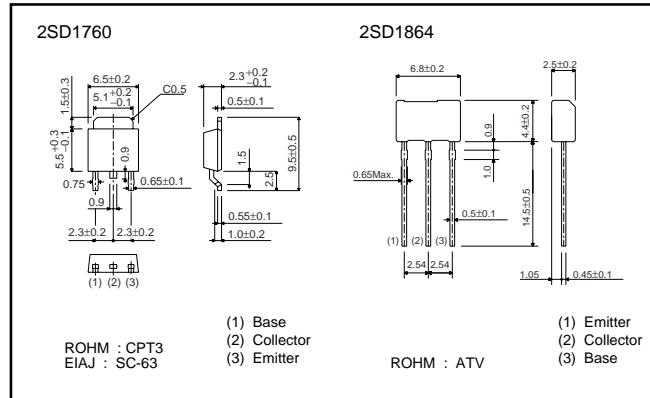
●Features

- 1) Low $V_{CE(sat)}$.
 $V_{CE(sat)} = 0.5V$ (Typ.)
 $(I_c/I_b = 2A / 0.2A)$
- 2) Complements the 2SB1184 / 2SB1243.

●Structure

Epitaxial planar type
 NPN silicon transistor

●External dimensions (Units : mm)



●Absolute maximum ratings (Ta=25°C)

Parameter	Symbol	Limits	Unit
Collector-base voltage	V_{CBO}	60	V
Collector-emitter voltage	V_{CEO}	50	V
Emitter-base voltage	V_{EBO}	5	V
Collector current	I_c	3	A (DC)
		4.5	A (Pulse) *1
Collector power dissipation	2SD1760	15	W (Tc=25°C)*2
	2SD1864	1	W
Junction temperature	T_j	150	°C
Storage temperature	T_{stg}	-55~+150	°C

*1 Single pulse, $P_w=100ms$

*2 Printed circuit board, 1.7mm thick, collector copper plating 100mm² or larger.

Transistors

●Electrical characteristics (Ta=25°C)

Parameter	Symbol	Min.	Typ.	Max.	Unit	Conditions
Collector-base breakdown voltage	BV _{CB0}	60	-	-	V	I _c =50μA
Collector-emitter breakdown voltage	BV _{CE0}	50	-	-	V	I _c =1mA
Emitter-base breakdown voltage	BV _{EB0}	5	-	-	V	I _E =50μA
Collector cutoff current	I _{CB0}	-	-	1	μA	V _{CB} =40V
Emitter cutoff current	I _{EB0}	-	-	1	μA	V _{EB} =4V
Collector-emitter saturation voltage	V _{CE(sat)}	-	0.5	1	V	I _c /I _b =2A/0.2A *
DC current transfer ratio	h _{FE}	82	-	390	-	V _{CE} =3V, I _c =0.5A *
Transition frequency	f _t	-	90	-	MHZ	V _{CE} =5V, I _E =500mA, f=30MHZ *
Output capacitance	C _{ob}	-	40	-	pF	V _{CB} =10V, I _E =0A, f=1MHZ

* Measured using pulse current.

●Packaging specifications and h_{FE}

Type	h _{FE}	Package	Taping	
		Code	TL	TV2
		Basic ordering unit (pieces)	2500	2500
2SD1760	PQR		○	-
2SD1864	PQR		-	○

h_{FE} values are classified as follows:

Item	P	Q	R
h _{FE}	82~180	120~270	180~390

●Electrical characteristic curves

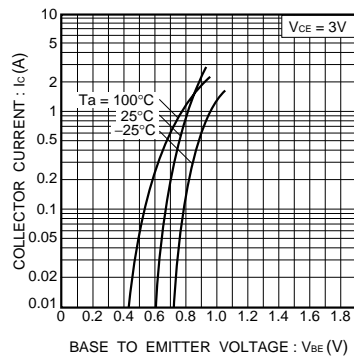


Fig.1 Grounded emitter propagation characteristics

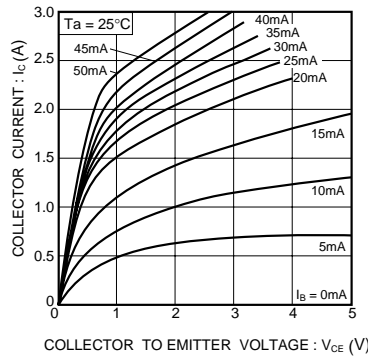


Fig.2 Grounded emitter output characteristics (I)

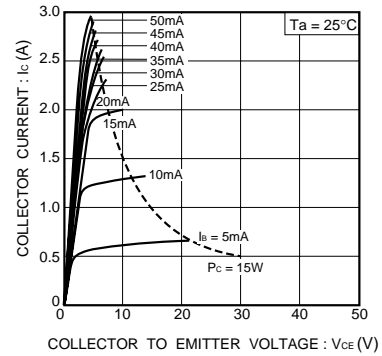


Fig.3 Grounded-emitter output characteristics(II)

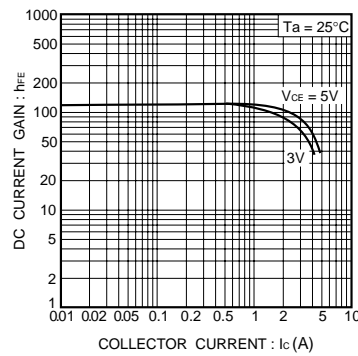


Fig.4 DC current gain vs. collector current(I)

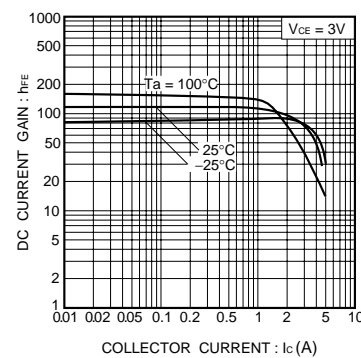


Fig.5 DC current gain vs. collector current(II)

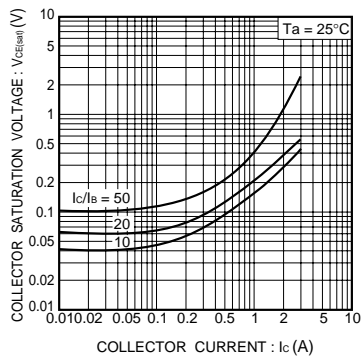


Fig.6 Collector-emitter saturation voltage vs. collector current

Transistors

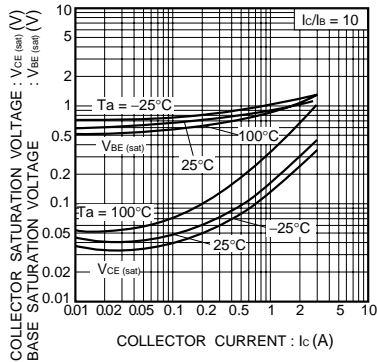


Fig.7 Collector-emitter saturation voltage vs. collector current
Base-emitter saturation voltage vs. collector current

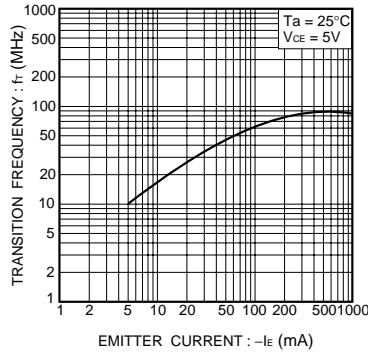


Fig.8 Gain bandwidth product vs. emitter current

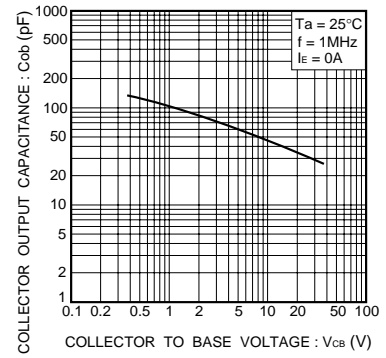


Fig.9 Collector output capacitance vs. collector-base voltage

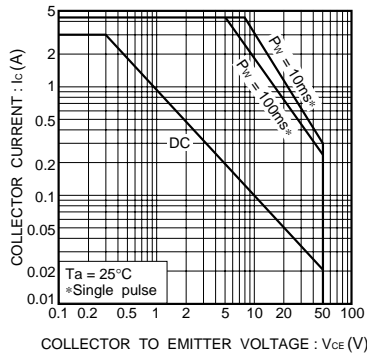


Fig.10 Safe operating area (2SD1760)

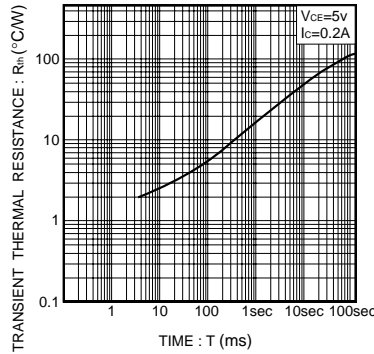


Fig.11 Transient thermal resistance (2SD1760)

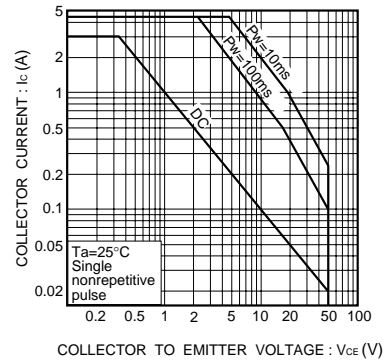


Fig.12 Safe operating area (2SD1864)

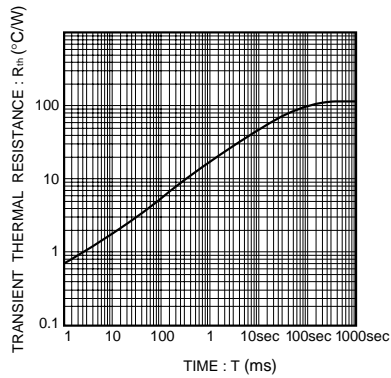


Fig.13 Transient thermal resistance (2SD1864)