

## 阅读申明

- 1.本站收集的数据手册和产品资料都来自互联网，版权归原作者所有。如读者和版权方有任何异议请及时告之，我们将妥善解决。
- 2.本站提供的中文数据手册是英文数据手册的中文翻译，其目的是协助用户阅读，该译文无法自动跟随原稿更新，同时也可能存在翻译上的不当。建议读者以英文原稿为参考以便获得更精准的信息。
- 3.本站提供的产品资料，来自厂商的技术支持或者使用者的心得体会等，其内容可能存在描述上的差异，建议读者做出适当判断。
- 4.如需与我们联系，请发邮件到marketing@iczoom.com，主题请标有“数据手册”字样。

## Read Statement

1. The datasheets and other product information on the site are all from network reference or other public materials, and the copyright belongs to the original author and original published source. If readers and copyright owners have any objections, please contact us and we will deal with it in a timely manner.
2. The Chinese datasheets provided on the website is a Chinese translation of the English datasheets. Its purpose is for reader's learning exchange only and do not involve commercial purposes. The translation cannot be automatically updated with the original manuscript, and there may also be improper translations. Readers are advised to use the English manuscript as a reference for more accurate information.
3. All product information provided on the website refer to solutions from manufacturers' technical support or users the contents may have differences in description, and readers are advised to take the original article as the standard.
4. If you have any questions, please contact us at marketing@iczoom.com and mark the subject with "Datasheets" .

**OBSOLETE - PLEASE USE ZTX855**

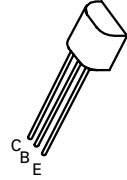
**NPN SILICON PLANAR MEDIUM POWER  
HIGH GAIN TRANSISTOR**

**ZTX1056A**

**ISSUE 3 - JANUARY 1995**

**FEATURES**

- \*  $V_{CE0}=160V$
- \* 3 Amp Continuous Current
- \* 6 Amp Pulse Current
- \* Low Saturation Voltage



**E-Line  
TO92 Compatible**

**ABSOLUTE MAXIMUM RATINGS.**

PARAMETER	SYMBOL	VALUE	UNIT
Collector-Base Voltage	$V_{CBO}$	200	V
Collector-Emitter Voltage	$V_{CEO}$	160	V
Emitter-Base Voltage	$V_{EBO}$	5	V
Peak Pulse Current	$I_{CM}$	6	A
Continuous Collector Current	$I_C$	3	A
Base Current	$I_B$	500	mA
Power Dissipation at $T_{amb}=25^{\circ}C$	$P_{tot}$	1	W
Operating and Storage Temperature Range	$T_j:T_{stg}$	-55 to +200	$^{\circ}C$

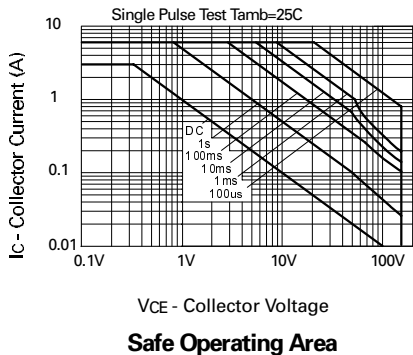
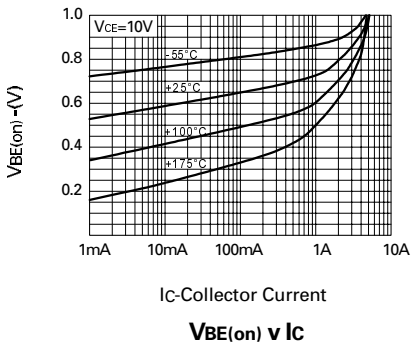
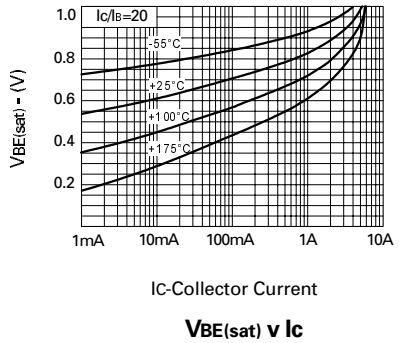
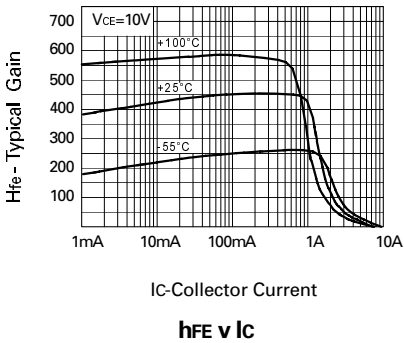
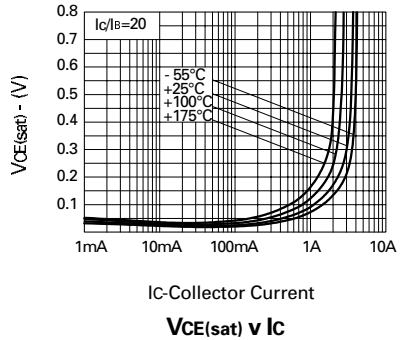
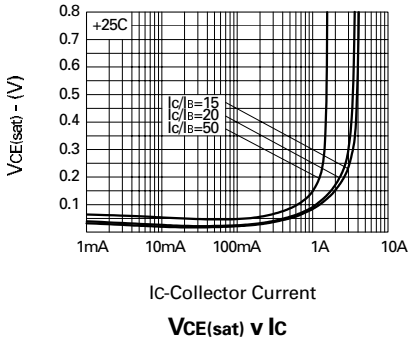
# ZTX1056A

**ELECTRICAL CHARACTERISTICS (at  $T_{amb} = 25^{\circ}\text{C}$  unless otherwise stated).**

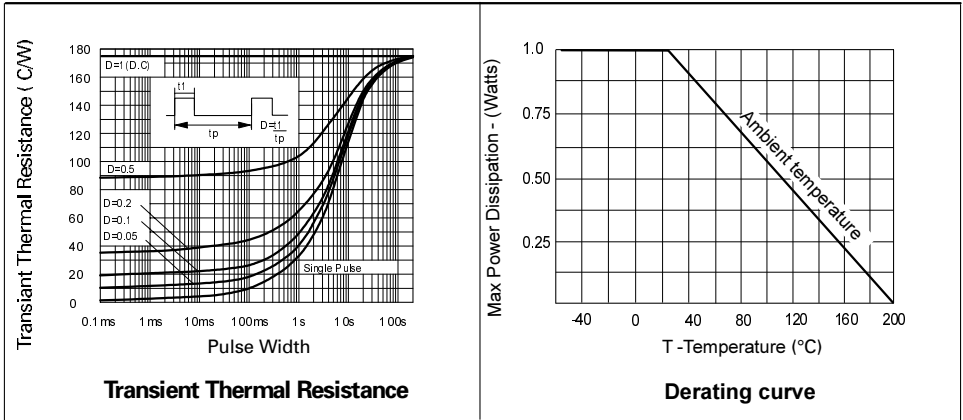
PARAMETER	SYMBOL	MIN.	TYP.	MAX.	UNIT	CONDITIONS.
Collector-Base Breakdown Voltage	$V_{(BR)CBO}$	200	310		V	$I_C=100\mu\text{A}$
Collector-Emitter Breakdown Voltage	$V_{CES}$	200	310		V	$I_C=100\mu\text{A}$
Collector-Emitter Breakdown Voltage	$V_{CEO}$	160	190		V	$I_C=10\text{mA}$
Collector-Emitter Breakdown Voltage	$V_{CEV}$	200	310		V	$I_C=100\mu\text{A}, V_{EB}=1\text{V}$
Emitter-Base Breakdown Voltage	$V_{(BR)EBO}$	5	8.8		V	$I_E=100\mu\text{A}$
Collector Cut-Off Current	$I_{CBO}$		0.3	10	nA	$V_{CB}=150\text{V}$
Emitter Cut-Off Current	$I_{EBO}$		0.3	10	nA	$V_{EB}=4\text{V}$
Collector Emitter Cut-Off Current	$I_{CES}$		0.3	10	nA	$V_{CES}=150\text{V}$
Collector-Emitter Saturation Voltage	$V_{CE(sat)}$		25 95 175 220	60 140 250 300	mV mV mV mV	$I_C=0.1\text{A}, I_B=5\text{mA}^*$ $I_C=1\text{A}, I_B=50\text{mA}^*$ $I_C=2\text{A}, I_B=100\text{mA}^*$ $I_C=3\text{A}, I_B=200\text{mA}^*$
Base-Emitter Saturation Voltage	$V_{BE(sat)}$		950	1050	mV	$I_C=3\text{A}, I_B=200\text{mA}^*$
Base-Emitter Turn-On Voltage	$V_{BE(on)}$		860	950	mV	$I_C=3\text{A}, V_{CE}=10\text{V}^*$
Static Forward Current Transfer Ratio	$h_{FE}$	275 300 250 60 30	420 450 400 120 50 15	1200		$I_C=10\text{mA}, V_{CE}=10\text{V}^*$ $I_C=0.5\text{A}, V_{CE}=10\text{V}^*$ $I_C=1\text{A}, V_{CE}=10\text{V}^*$ $I_C=2\text{A}, V_{CE}=10\text{V}^*$ $I_C=3\text{A}, V_{CE}=10\text{V}^*$ $I_C=6\text{A}, V_{CE}=10\text{V}^*$
Transition Frequency	$f_T$		120		MHz	$I_C=50\text{mA}, V_{CE}=10\text{V}$ $f=100\text{MHz}$
Output Capacitance	$C_{obo}$		14	25	pF	$V_{CB}=10\text{V}, f=1\text{MHz}$
Switching Times	$t_{on}$		110		ns	$I_C=1\text{A}, I_B=10\text{mA}, V_{CC}=50\text{V}$
	$t_{off}$		2450		ns	$I_C=1\text{A}, I_B=\pm 10\text{mA}, V_{CC}=50\text{V}$

\*Measured under pulsed conditions. Pulse width=300 $\mu\text{s}$ . Duty cycle  $\leq 2\%$

TYPICAL CHARACTERISTICS



# ZTX1056A



## SPICE PARAMETERS

\*ZETEX ZTX1056A Spice model Last revision 24/1/95

\*

```
.MODEL ZTX1056A NPN IS=1.41E-12 NF=1.0 BF=600 IKF=2.0 VAF=120
```

```
+ ISE=4.0E-13 NE=1.4 NR=1.0 BR=80 IKR=2.5 VAR=10
```

```
+ ISC=6.0E-10 NC=1.7 RB=0.1 RE=0.065 RC=0.015
```

```
+ CJC=53.1E-12 CJE=508.6E-12 MJC=0.461 MJE=0.350
```

```
+ VJC=0.461 VJE=0.679 TF=800E-12 TR=110E-9
```

\*

© 1995 ZETEX PLC

The copyright in this model and the design embodied belong to Zetex PLC ("Zetex"). It is supplied free of charge by Zetex for the purpose of research and design and may be used or copied intact (including this notice) for that purpose only. All other rights are reserved. The model is believed accurate but no condition or warranty as to its merchantability or fitness for purpose is given and no liability in respect of any use is accepted by Zetex PLC, its distributors or agents.



Zetex plc.

Fields New Road, Chadderton, Oldham, OL9-8NP, United Kingdom.

Telephone: (44)161-627 5105 (Sales), (44)161-627 4963 (General Enquiries)

Facsimile: (44)161-627 5467

Zetex GmbH  
Streitfeldstraße 19  
D-81673 München  
Telefon: (49) 89 45 49 49 0  
Fax: (49) 89 45 49 49 49

Zetex Inc.  
87 Modular Avenue  
Commack NY11725  
Telephone: (516) 543-7100  
Fax: (516) 864-7630

Zetex (Asia) Ltd.  
3510 Metroplaza, Tower 2  
Hing Fong Road, Kwai Fong  
Telephone: (852) 26100 611  
Fax: (852) 24250 494

These are supported by agents and distributors in major countries world-wide  
© Zetex plc 1995

This publication is issued to provide outline information only which (unless agreed by the Company in writing) may not be used, applied or reproduced for any purpose or form part of any order or contract or be regarded as a representation relating to the products or services concerned. The Company reserves the right to alter without notice the specification, design, price or conditions of supply of any product or service.