

## 阅读申明

- 1.本站收集的数据手册和产品资料都来自互联网，版权归原作者所有。如读者和版权方有任何异议请及时告之，我们将妥善解决。
- 2.本站提供的中文数据手册是英文数据手册的中文翻译，其目的是协助用户阅读，该译文无法自动跟随原稿更新，同时也可能存在翻译上的不当。建议读者以英文原稿为参考以便获得更精准的信息。
- 3.本站提供的产品资料，来自厂商的技术支持或者使用者的心得体会等，其内容可能存在描述上的差异，建议读者做出适当判断。
- 4.如需与我们联系，请发邮件到marketing@iczoom.com，主题请标有“数据手册”字样。

## Read Statement

1. The datasheets and other product information on the site are all from network reference or other public materials, and the copyright belongs to the original author and original published source. If readers and copyright owners have any objections, please contact us and we will deal with it in a timely manner.
2. The Chinese datasheets provided on the website is a Chinese translation of the English datasheets. Its purpose is for reader's learning exchange only and do not involve commercial purposes. The translation cannot be automatically updated with the original manuscript, and there may also be improper translations. Readers are advised to use the English manuscript as a reference for more accurate information.
3. All product information provided on the website refer to solutions from manufacturers' technical support or users the contents may have differences in description, and readers are advised to take the original article as the standard.
4. If you have any questions, please contact us at marketing@iczoom.com and mark the subject with "Datasheets" .

# ZX5T869G

---

## 25V NPN LOW SATURATION TRANSISTOR IN SOT223

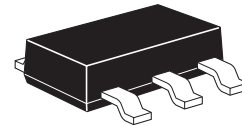
---

### SUMMARY

$BV_{CEO} = 25V$  ;  $R_{SAT} = 27m\Omega$ ;  $I_C = 7A$

### DESCRIPTION

Packaged in the SOT223 outline this new 5th generation low saturation 25V NPN transistor offers extremely low on state losses making it ideal for use in DC-DC circuits and various driving and power management functions.



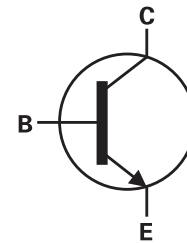
SOT223

### FEATURES

- Extremely low equivalent on-resistance;  $R_{SAT} = 27m\Omega$  at 6.5A
- 7 amps continuous current
- Up to 20 amps peak current
- Very low saturation voltages
- Excellent  $h_{FE}$  characteristics up to 20 amps

### APPLICATIONS

- DC - DC converters
- MOSFET gate drivers
- Charging circuits
- Power switches
- Motor control

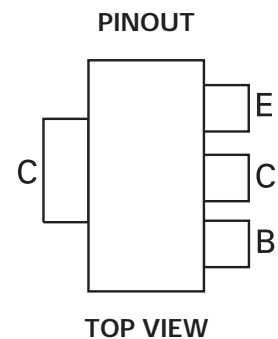


### ORDERING INFORMATION

DEVICE	REEL SIZE	TAPE WIDTH	QUANTITY PER REEL
ZX5T869GTA	7"	12mm embossed	1000 units
ZX5T869GTC	13"	12mm embossed	4000 units

### DEVICE MARKING

- X5T869



# ZX5T869G

## ABSOLUTE MAXIMUM RATINGS

PARAMETER	SYMBOL	LIMIT	UNIT
Collector-base voltage	$BV_{CBO}$	60	V
Collector-emitter voltage	$BV_{CEO}$	25	V
Emitter-base voltage	$BV_{EBO}$	7.5	V
Continuous collector current	$I_C$	7	A
Peak pulse current	$I_{CM}$	20	A
Power dissipation at $T_A = 25^\circ\text{C}$ <sup>(a)</sup>	$P_D$	3.0	W
Linear derating factor		24	mW/ $^\circ\text{C}$
Power dissipation at $T_A = 25^\circ\text{C}$ <sup>(b)</sup>	$P_D$	1.6	W
Linear derating factor		12.8	mW/ $^\circ\text{C}$
Operating and storage temperature range	$T_j, T_{stg}$	-55 to +150	$^\circ\text{C}$

## THERMAL RESISTANCE

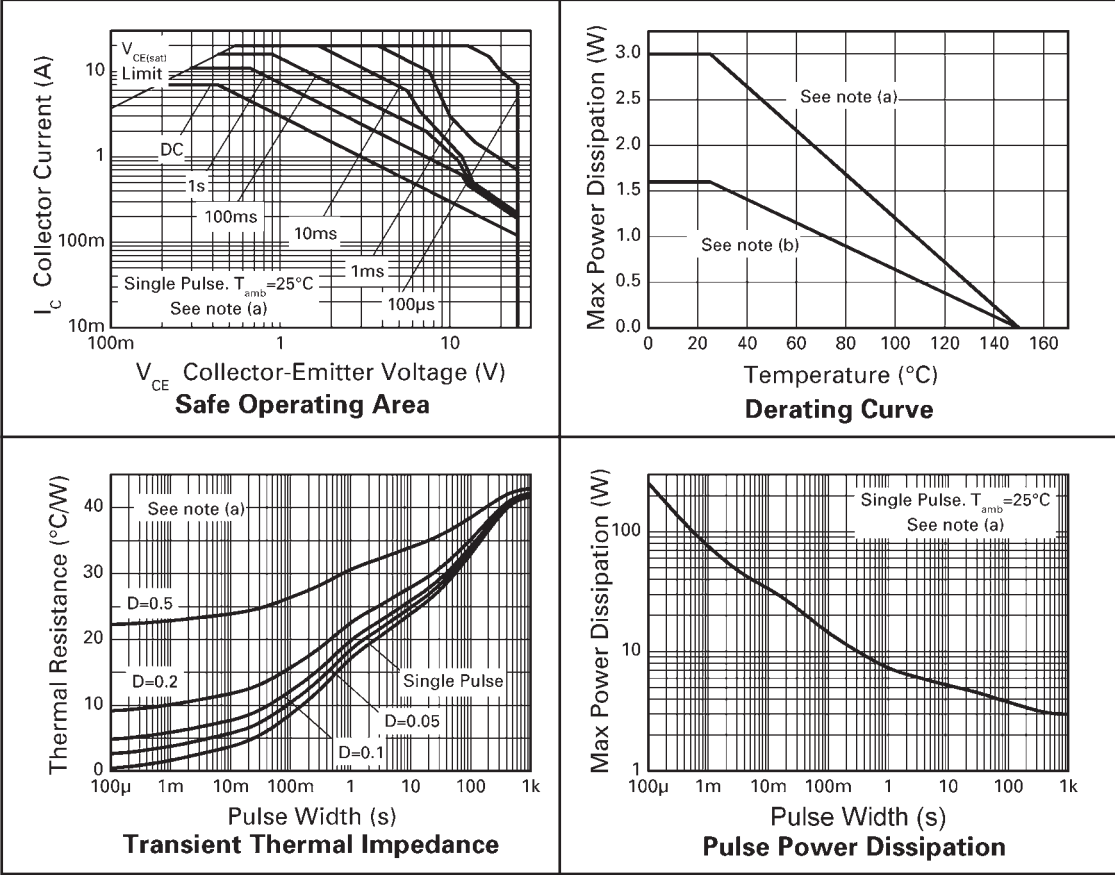
PARAMETER	SYMBOL	VALUE	UNIT
Junction to ambient <sup>(a)</sup>	$R_{\theta JA}$	42	$^\circ\text{C}/\text{W}$
Junction to ambient <sup>(b)</sup>	$R_{\theta JA}$	78	$^\circ\text{C}/\text{W}$

### NOTES

- (a) For a device surface mounted on 52mm x 52mm x 1.6mm FR4 PCB with high coverage of single sided 2oz copper, in still air conditions.  
(b) For a device surface mounted on 25mm x 25mm x 1.6mm FR4 PCB with high coverage of single sided 1oz copper, in still air conditions.

# ZX5T869G

## CHARACTERISTICS



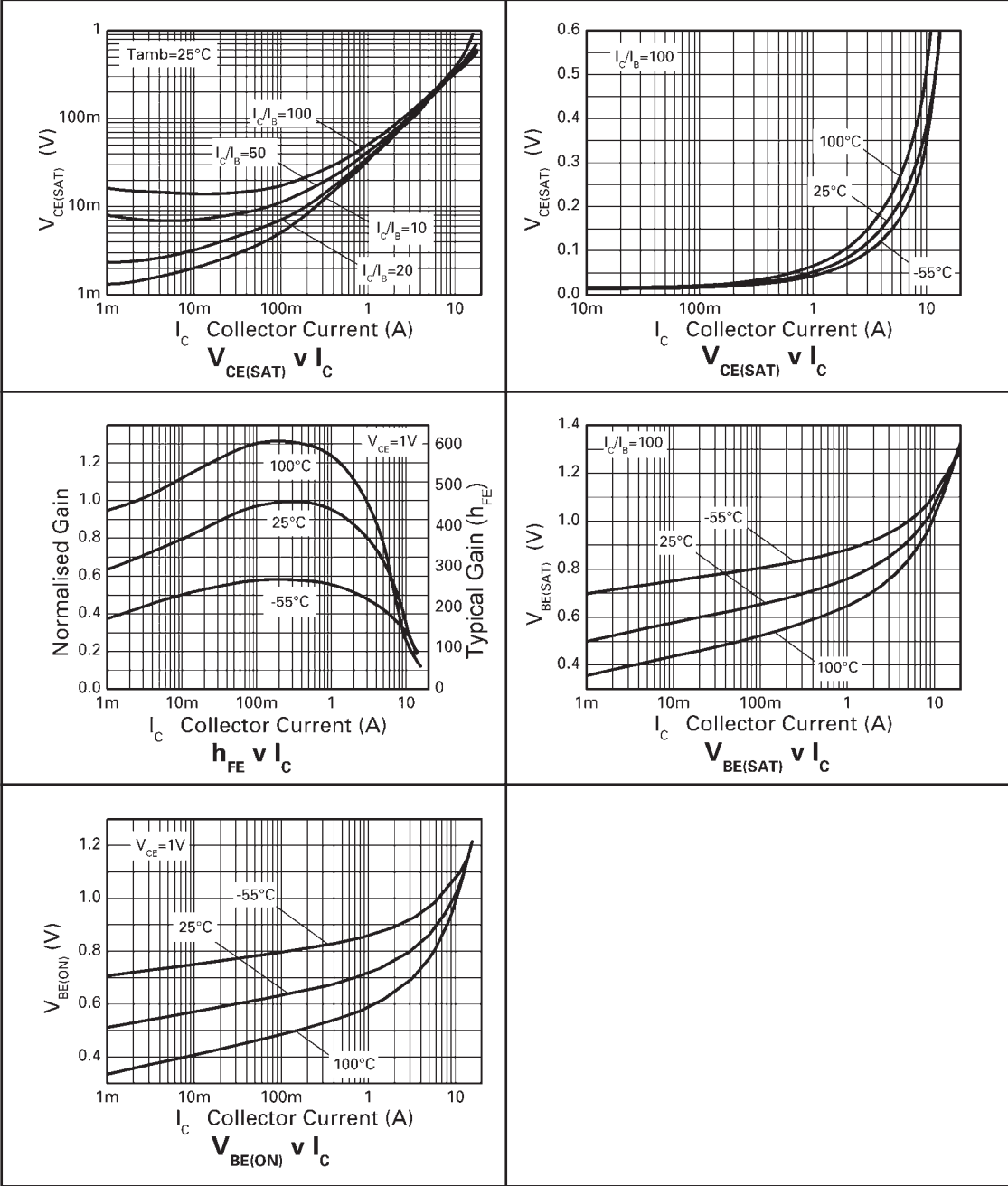
# ZX5T869G

## ELECTRICAL CHARACTERISTICS (at $T_{amb} = 25^{\circ}\text{C}$ unless otherwise stated)

PARAMETER	SYMBOL	MIN.	TYP.	MAX.	UNIT	CONDITIONS
Collector-base breakdown voltage	$BV_{CBO}$	60	105		V	$I_C = 100\mu\text{A}$
Collector-emitter breakdown voltage	$BV_{CER}$	60	105		V	$I_C = 1\mu\text{A}$ , $R_B \leq 1\text{k}\Omega$
Collector-emitter breakdown voltage	$BV_{CEO}$	25	35		V	$I_C = 10\text{mA}^*$
Emitter-base breakdown voltage	$BV_{EBO}$	7.5	8.2		V	$I_E = 100\mu\text{A}$
Collector cut-off current	$I_{CBO}$			20 0.5	nA $\mu\text{A}$	$V_{CB} = 50\text{V}$ $V_{CB} = 50\text{V}$ , $T_{amb} = 100^{\circ}\text{C}$
Collector cut-off current	$I_{CER}$ $R \leq 1\text{k}\Omega$			20 0.5	nA $\mu\text{A}$	$V_{CB} = 50\text{V}$ $V_{CB} = 50\text{V}$ , $T_{amb} = 100^{\circ}\text{C}$
Emitter cut-off current	$I_{EBO}$			10	nA	$V_{EB} = 6\text{V}$
Collector-emitter saturation voltage	$V_{CE(SAT)}$		26 51 98 173	40 65 80 150 220	mV mV mV mV mV	$I_C = 500\text{mA}$ , $I_B = 10\text{mA}^*$ $I_C = 1\text{A}$ , $I_B = 100\text{mA}^*$ $I_C = 1\text{A}$ , $I_B = 10\text{mA}^*$ $I_C = 2\text{A}$ , $I_B = 10\text{mA}^*$ $I_C = 6.5\text{A}$ , $I_B = 150\text{mA}^*$
Base-emitter saturation voltage	$V_{BE(SAT)}$		1010	1080	mV	$I_C = 6.5\text{A}$ , $I_B = 150\text{mA}^*$
Base-emitter turn-on voltage	$V_{BE(ON)}$		885	980	mV	$I_C = 6.5\text{A}$ , $V_{CE} = 1\text{V}^*$
Static forward current transfer ratio	$h_{FE}$	300 300 200 40	400 450 300 90			$I_C = 10\text{mA}$ , $V_{CE} = 1\text{V}^*$ $I_C = 1\text{A}$ , $V_{CE} = 1\text{V}^*$ $I_C = 7\text{A}$ , $V_{CE} = 1\text{V}^*$ $I_C = 20\text{A}$ , $V_{CE} = 1\text{V}^*$
Transition frequency	$f_T$		150			$I_C = 100\text{mA}$ , $V_{CE} = 10\text{V}$ $f = 50\text{MHz}$
Output capacitance	$C_{OBO}$		48		pF	$V_{CB} = 10\text{V}$ , $f = 1\text{MHz}^*$
Switching times	$t_{ON}$ $t_{OFF}$		33 464		ns	$I_C = 1\text{A}$ , $V_{CC} = 10\text{V}$ , $I_{B1} = -I_{B2} = 100\text{mA}$

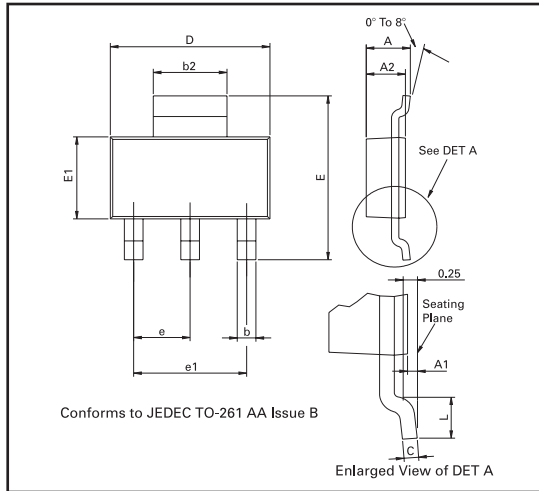
\* Measured under pulsed conditions. Pulse width  $\leq 300\mu\text{s}$ ; duty cycle  $\leq 2\%$ .

TYPICAL CHARACTERISTICS

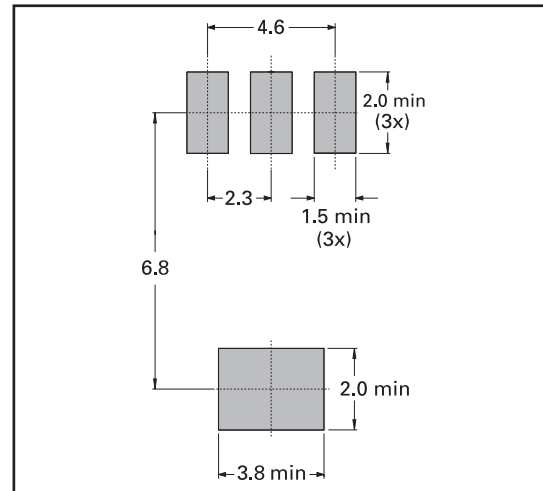


# ZX5T869G

## PACKAGE OUTLINE



## PAD LAYOUT DETAILS



Controlling dimensions are in millimeters. Approximate conversions are given in inches

## PACKAGE DIMENSIONS

DIM	Millimeters		Inches		DIM	Millimeters		Inches	
	Min	Max	Min	Max		Min	Max	Min	Max
A	-	1.80	-	0.071	e	2.30 BSC		0.0905 BSC	
A1	0.02	0.10	0.0008	0.004	e1	4.60 BSC		0.181 BSC	
b	0.66	0.84	0.026	0.033	E	6.70	7.30	0.264	0.287
b2	2.90	3.10	0.114	0.122	E1	3.30	3.70	0.130	0.146
C	0.23	0.33	0.009	0.013	L	0.90	-	0.355	-
D	6.30	6.70	0.248	0.264	-	-	-	-	-

© Zetex plc 2003

Europe	Americas	Asia Pacific
Zetex plc Fields New Road Chadderton Oldham, OL9 8NP United Kingdom Telephone: (44) 161 622 4444 Fax: (44) 161 622 4446 hq@zetex.com	Zetex GmbH Streitfeldstraße 19 D-81673 München Germany Telefon: (49) 89 45 49 49 0 Fax: (49) 89 45 49 49 49 europe.sales@zetex.com	Zetex (Asia) Ltd 3701-04 Metroplaza Tower 1 Hing Fong Road Kwai Fong Hong Kong Telephone: (852) 26100 611 Fax: (852) 24250 494 asia.sales@zetex.com

These offices are supported by agents and distributors in major countries world-wide.

This publication is issued to provide outline information only which (unless agreed by the Company in writing) may not be used, applied or reproduced for any purpose or form part of any order or contract or be regarded as a representation relating to the products or services concerned. The Company reserves the right to alter without notice the specification, design, price or conditions of supply of any product or service.

For the latest product information, log on to [www.zetex.com](http://www.zetex.com)



ISSUE 1 - NOVEMBER 2003