

阅读申明

- 1.本站收集的数据手册和产品资料都来自互联网，版权归原作者所有。如读者和版权方有任何异议请及时告之，我们将妥善解决。
- 2.本站提供的中文数据手册是英文数据手册的中文翻译，其目的是协助用户阅读，该译文无法自动跟随原稿更新，同时也可能存在翻译上的不当。建议读者以英文原稿为参考以便获得更精准的信息。
- 3.本站提供的产品资料，来自厂商的技术支持或者使用者的心得体会等，其内容可能存在描述上的差异，建议读者做出适当判断。
- 4.如需与我们联系，请发邮件到marketing@iczoom.com，主题请标有“数据手册”字样。

Read Statement

1. The datasheets and other product information on the site are all from network reference or other public materials, and the copyright belongs to the original author and original published source. If readers and copyright owners have any objections, please contact us and we will deal with it in a timely manner.
2. The Chinese datasheets provided on the website is a Chinese translation of the English datasheets. Its purpose is for reader's learning exchange only and do not involve commercial purposes. The translation cannot be automatically updated with the original manuscript, and there may also be improper translations. Readers are advised to use the English manuscript as a reference for more accurate information.
3. All product information provided on the website refer to solutions from manufacturers' technical support or users the contents may have differences in description, and readers are advised to take the original article as the standard.
4. If you have any questions, please contact us at marketing@iczoom.com and mark the subject with "Datasheets" .

**MID-PERFORMANCE GAP FILLER WITH 1.8 W/MK**

Tflex™ HR400 is a cost-effective and compliant gap filler thermal interface material with excellent thermal performance and great handling for mass-production applications.

The low modulus interface pad conforms to component topography, resulting in little stress on the components, mating chassis or parts. The softness relieves mechanical stress from high stack-up tolerance and absorbs shock, resulting in improved device reliability. Tflex™ HR400's recovery properties for applications requiring material rework result in continued mechanical integrity even after device rework and re-assembly.

Tflex™ HR400 is naturally tacky on both sides and requires no additional adhesive coating to inhibit thermal performance. The tack is designed to hold the pad in place during assembly and component transport.

Tflex™ HR400 is electrically insulating, stable from -50°C thru 160°C, and meets UL 94V0 flame rating.

FEATURES AND BENEFITS

- Thermal Conductivity 1.8 W/mK
- Soft and Compliant
- Available in thicknesses from 0.020" thru 0.400" (0.5mm thru 10.2mm)
- Naturally tacky for adhesion during assembly and transport

APPLICATIONS

- Cooling components to chassis, frame, or other mating components
- Memory Modules
- Home and small office network equipment
- Mass storage devices
- Automotive electronics
- Telecommunication hardware
- Radios
- LED solid state lighting
- Power electronics
- LCD and PDP flat panel TV
- Set top boxes
- Audio and video components
- IT infrastructure
- GPS navigation and other portable devices

global solutions: local support.™

Americas: +1.800.843.4556

Europe: +49.8031.2460.0

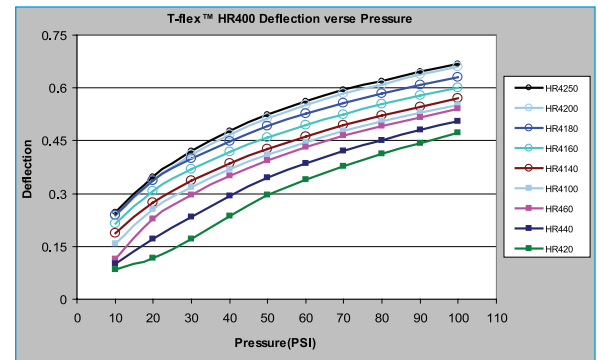
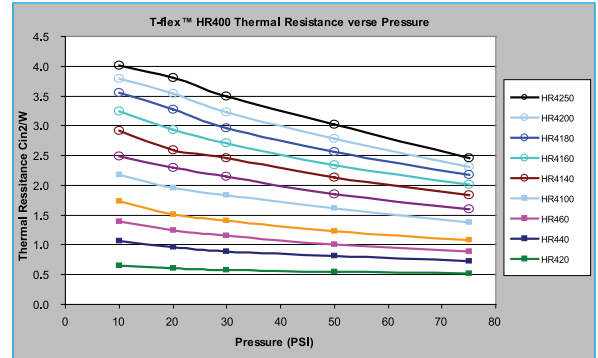
Asia: +86.755.2714.1166

CLV-customerservice@lairdtech.com

www.lairdtech.com/thermal

Tflex™ HR400 TYPICAL PROPERTIES

	Tflex HR400™	TEST METHOD
Construction	Ceramic filled silicone elastomer	NA
Color	Dark Grey	Visual
Thermal Conductivity	1.8 W/mK	Hot Disk™
Hardness (Shore 00)	60	ASTM D2240
Specific Gravity	1.93	Helium Pycnometer
Thickness Range	0.020" - .400" (0.5 - 10.2mm)	
Thickness Tolerance	±10%	
UL Flammability Rating	94 V0	File E180840
Temperature Range	-50°C to 160°C	See reliability report
Outgassing TML	0.32%	ASTM E595
Outgassing CVCM	0.09%	ASTM E595
Coefficient Thermal Expansion (CTE)	651 ppm/°C 35°C-108°C	IPC-TM-650 2.4.24



STANDARD THICKNESSES

Standard thickness is 0.020-inch (0.5 mm) through 0.400-inch (10.2 mm) and available in 0.010-inch increments. Please contact Laird Technologies for availability of thicknesses above 0.200-inch.


OPTIONS

Fiberglass is standard in 0.020-inch and 0.030-inch thicknesses to aid in handling and is designated by the suffix "-FG". Material is standard with both sides tacky; the -DC1 suffix indicates only one side is tacky.

MATERIAL NAME AND THICKNESS

Tflex™ indicates Laird Technologies' elastomeric thermal gap filler product line. HR4XXX indicates Tflex HR400 product line with thickness in mils (0.001-inches); -DC1 indicates only one side tacky; -FG indicates fiberglass reinforcement.

Data for design engineer guidance only. Observed performance varies in application. Engineers are reminded to test the material in application.



THR-DS-Tflex-HR400 1109

Any information furnished by Laird Technologies and its agents is believed to be accurate and reliable. Responsibility for the use and application of Laird Technologies materials rests with the end user since Laird Technologies and its agents cannot be aware of all potential uses. Laird Technologies makes no warranties as to the fitness, merchantability, or suitability of any Laird Technologies materials or products for any specific or general uses. Laird Technologies shall not be liable for incidental or consequential damages of any kind. All Laird Technologies products are sold pursuant to the Laird Technologies domestic terms and conditions of sale in effect from time to time, a copy of which will be furnished upon request. Laird Technologies' products are sold pursuant to the Laird Technologies' domestic terms and conditions of sale in effect from time to time, a copy of which will be furnished upon request. Document A15958-00 Rev B, 11/2009.

© 2009 All Rights Reserved. Laird Technologies is a registered trademark of Laird Technologies, Inc.