


## 阅读申明

- 1.本站收集的数据手册和产品资料都来自互联网，版权归原作者所有。如读者和版权方有任何异议请及时告之，我们将妥善解决。
- 2.本站提供的中文数据手册是英文数据手册的中文翻译，其目的是协助用户阅读，该译文无法自动跟随原稿更新，同时也可能存在翻译上的不当。建议读者以英文原稿为参考以便获得更精准的信息。
- 3.本站提供的产品资料，来自厂商的技术支持或者使用者的心得体会等，其内容可能存在描述上的差异，建议读者做出适当判断。
- 4.如需与我们联系，请发邮件到marketing@iczoom.com，主题请标有“数据手册”字样。

## Read Statement

1. The datasheets and other product information on the site are all from network reference or other public materials, and the copyright belongs to the original author and original published source. If readers and copyright owners have any objections, please contact us and we will deal with it in a timely manner.
2. The Chinese datasheets provided on the website is a Chinese translation of the English datasheets. Its purpose is for reader's learning exchange only and do not involve commercial purposes. The translation cannot be automatically updated with the original manuscript, and there may also be improper translations. Readers are advised to use the English manuscript as a reference for more accurate information.
3. All product information provided on the website refer to solutions from manufacturers' technical support or users the contents may have differences in description, and readers are advised to take the original article as the standard.
4. If you have any questions, please contact us at marketing@iczoom.com and mark the subject with "Datasheets" .

# Tlam OptoTEC™ Series OT20,66,F0T,1211 Thermoelectric Module



\*Patent Pending

The Tlam OptoTEC™ Series is a miniature thermoelectric module (TEM) that uses a thermally conductive dielectric with copper exteriors as substrates. This product line has improved heat spreading, higher mechanical integrity and can provide cost savings over standard ceramic based TEMs with similar form factors in high volume. This product series has been created for applications to stabilize the temperature of sensitive optical components in telecom, photonics, medical and consumer markets.

This product line is available in multiple configurations and surface finishing options. The Tlam OptoTEC™ Series is designed for lower current and lower heat-pumping applications and are easily customizable to accommodate alternate sizes, heat pumping capacities, pretinning, unique circuit patterns, or solder posts, however MOQ applies.

## FEATURES

- High Heat Spreading
- Robust Mechanical Design
- Precise Temperature Control
- No Sound or Vibration
- Cost Savings in High Volume
- Flexible Customization

## APPLICATIONS

- Laser Diodes
- Consumer Medical Lasers
- Optical Transceivers
- Pump Lasers
- Crystal Oscillators

## PERFORMANCE SPECIFICATIONS

Hot side temperature (°C)	25	50
Qmax (watts)	9.0	9.9
Delta Tmax (°C)	67	77
I <sub>max</sub> (amps)	2.0	2.0
V <sub>max</sub> (volts)	7.5	8.5
Module resistance (ohms)	3.44	3.88

Passed Telcordia GR-468-CORE Issue 2 Reliability Testing

SUFFIX	THICKNESS (PRIOR TO TINNING)	FLATNESS & PARALLELISM	HOT FACE	COLD FACE	LEAD LENGTH
22	0.104" +/- 0.005"	NA / NA	Pre-tinned	Pre-tinned	2.0"
GG	0.104" +/- 0.005"	NA / NA	Au Plated	Au Plated	2.0"

## SEALING OPTION

SUFFIX	SEALANT	COLOR	TEMP RANGE	DESCRIPTION
RT	RTV	White	-60 to 204 °C	Non-corrosive, silicone adhesive sealant
EP	Epoxy	Black	-55 to 150 °C	Low-density syntactic foam epoxy encapsulant

Americas: +1 888.246.9050

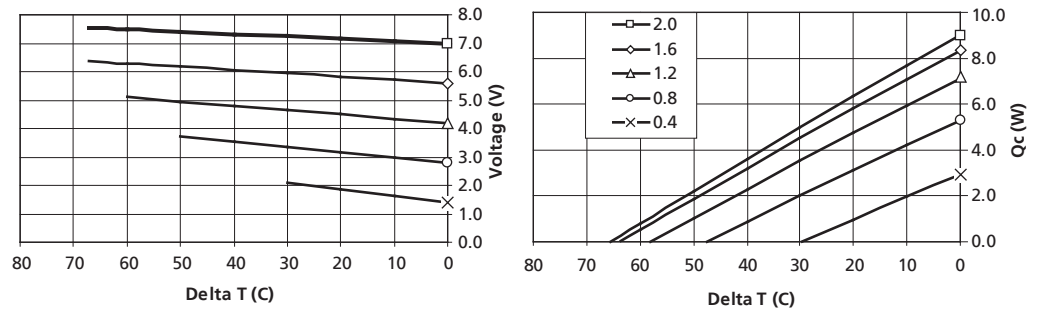
Europe: +46.31.704.67.57

Asia: +86.755.2714.1166

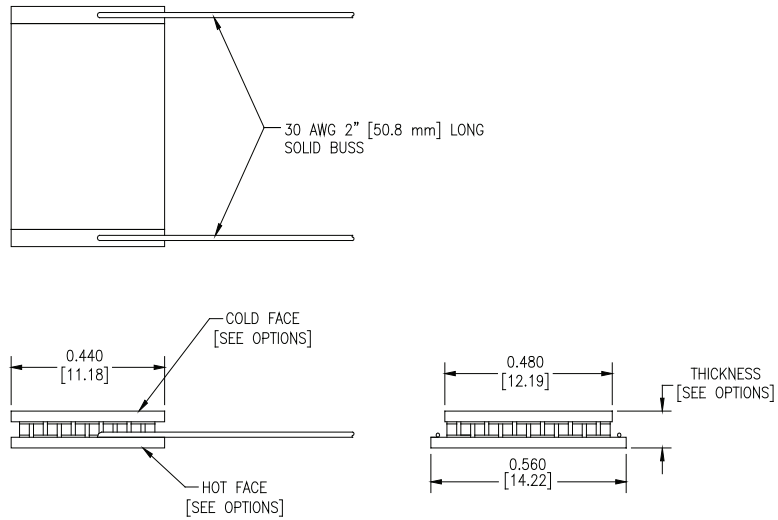
clv.customerpos@lairdtech.com

www.lairdtech.com

## PERFORMANCE CURVES



## MECHANICAL DRAWING



Solder Construction: 138°C BiSn  
Tlam Substrates

### OPERATING TIPS

- Max operating temperature: 80°C
- Do not exceed  $I_{max}$  or  $V_{max}$  when operating module
- Reference assembly guidelines for recommended installation
- Solder tinning also available on Tlam substrates

THR-DS-OT20,66,F0T,1211,GG,W2.25 1013

Any information furnished by Laird Technologies, Inc. and its agents is believed to be accurate and reliable. All specifications are subject to change without notice. Responsibility for the use and application of Laird Technologies materials rests with the end user, since Laird Technologies and its agents cannot be aware of all potential uses. Laird Technologies makes no warranties as to the fitness, merchantability or suitability of any Laird Technologies materials or products for any specific or general uses. Laird Technologies shall not be liable for incidental or consequential damages of any kind. All Laird Technologies products are sold pursuant to the Laird Technologies' Terms and Conditions of sale in effect from time to time, a copy of which will be furnished upon request. © Copyright 2009 Laird Technologies, Inc. All Rights Reserved. Laird, Laird Technologies, the Laird Technologies Logo, and other marks are trade marks or registered trade marks of Laird Technologies, Inc. or an affiliate company thereof. Other product or service names may be the property of third parties. Nothing herein provides a license under any Laird Technologies or any third party intellectual property rights.