


## 阅读申明

- 1.本站收集的数据手册和产品资料都来自互联网，版权归原作者所有。如读者和版权方有任何异议请及时告之，我们将妥善解决。
- 2.本站提供的中文数据手册是英文数据手册的中文翻译，其目的是协助用户阅读，该译文无法自动跟随原稿更新，同时也可能存在翻译上的不当。建议读者以英文原稿为参考以便获得更精准的信息。
- 3.本站提供的产品资料，来自厂商的技术支持或者使用者的心得体会等，其内容可能存在描述上的差异，建议读者做出适当判断。
- 4.如需与我们联系，请发邮件到marketing@iczoom.com，主题请标有“数据手册”字样。

## Read Statement

1. The datasheets and other product information on the site are all from network reference or other public materials, and the copyright belongs to the original author and original published source. If readers and copyright owners have any objections, please contact us and we will deal with it in a timely manner.
2. The Chinese datasheets provided on the website is a Chinese translation of the English datasheets. Its purpose is for reader's learning exchange only and do not involve commercial purposes. The translation cannot be automatically updated with the original manuscript, and there may also be improper translations. Readers are advised to use the English manuscript as a reference for more accurate information.
3. All product information provided on the website refer to solutions from manufacturers' technical support or users the contents may have differences in description, and readers are advised to take the original article as the standard.
4. If you have any questions, please contact us at marketing@iczoom.com and mark the subject with "Datasheets" .

# eTEC Series HV37,48,F2,0202,GG Thin Film Thermoelectric Module



The eTEC Series is a thin film thermoelectric module (TEM) with high heat flux density. Due to its size, input power requirements and heat pumping capacity this device is suited for use in applications to stabilize the temperature of sensitive optical components in telecom and photonics industries.

The eTEC HV37 can produce 3.7 Watts of cooling capacity at 25°C ambient in a 9 mm<sup>2</sup> footprint. Assembled with thin film semiconductor material and thermally conductive Aluminum Nitride ceramics, the eTEC Series is designed for lower current applications with tight geometric space constraints. Custom designs are available to accommodate metallization, pretin solder and ceramic patterns, however MOQ applies.

## FEATURES

- Micro Footprint
- High Heat Pumping Density
- Precise Temperature Control
- Reliable Solid State Operation
- <2 ms Response Time
- RoHS Compliant

## APPLICATIONS

- Laser Diodes
- Photodiodes
- Infrared (IR) Sensors
- Pump Lasers
- Crystal Oscillators
- Optical Transceivers

### PERFORMANCE SPECIFICATIONS

Hot Side Temperature (°C)	25°C	50°C
Qmax (Watts)	3.7	3.7
Delta Tmax (°C)	45	45
I <sub>max</sub> (Amps)	1.1	1.0
V <sub>max</sub> (Volts)	6.0	6.4
Q <sub>max</sub> / area (W/cm <sup>2</sup> )	66	66
Electrical Resistance (Ohms)	4.8	5.5
Thermal Resistance (K/W)	16.5	15.5

### PACKAGE ASSEMBLY CONDITIONS

Max Time Exposure > 290°C	60 sec
Peak Assembly Temperature	325°C

### TEMPERATURE CONDITIONS

Max Operating Temperature	150°C
---------------------------	-------

### OPERATING CONDITIONS

Max rate of change of current	1.75 Amps/sec
-------------------------------	---------------

Americas: +1 888.246.9050

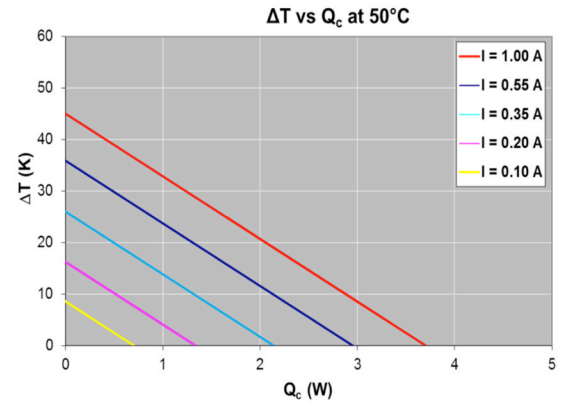
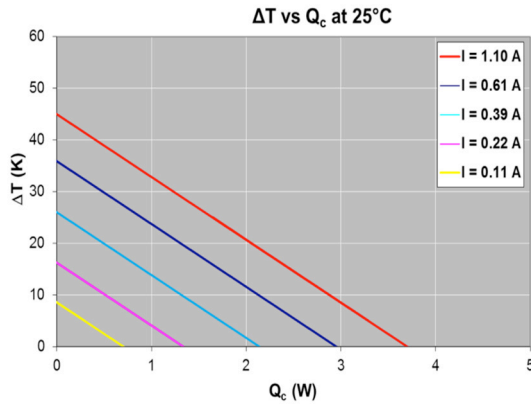
Europe: +46.31.420530

Asia: +86.755.2714.1166

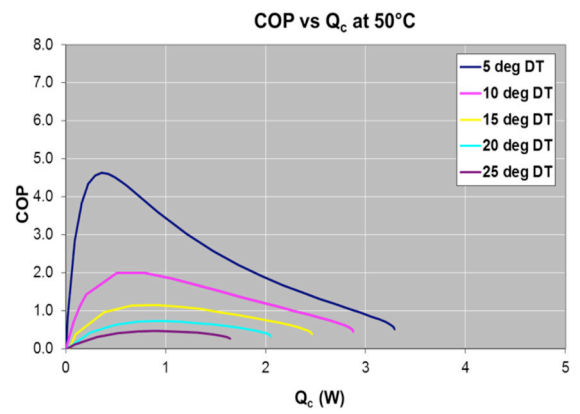
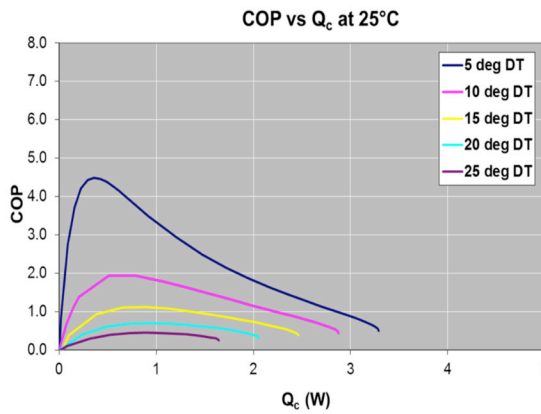
clv.customerpos@lairdtech.com

www.lairdtech.com

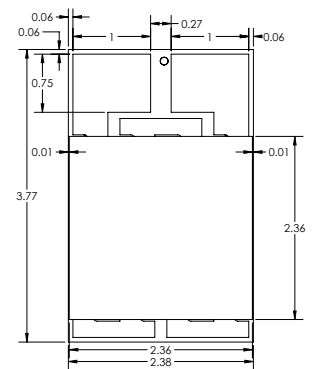
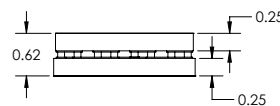
## PERFORMANCE CURVES



## COEFFICIENT OF PERFORMANCE



## ISOMETRIC DRAWING



## Standard

- Au metallization on exterior ceramic substrate surfaces
- Au wire bondable pads on hot side ceramic for lead attachment

## OPERATING TIPS

- Maintain good surface contact on heat dissipation mechanism prior to operation
- Do not exceed V<sub>max</sub> or I<sub>max</sub> values to maintain peak performance

THR-DS-eTEC-HV37 1113

Any information furnished by Laird Technologies, Inc. and its agents is believed to be accurate and reliable. All specifications are subject to change without notice. Responsibility for the use and application of Laird Technologies materials rests with the end user. Laird Technologies makes no warranties as to the fitness, merchantability, suitability or non-infringement of any Laird Technologies materials or products for any specific or general uses. Laird Technologies shall not be liable for incidental or consequential damages of any kind. All Laird Technologies products are sold pursuant to the Laird Technologies' Terms and Conditions of sale in effect from time to time, a copy of which will be furnished upon request. © Copyright 2013 Laird Technologies, Inc. All Rights Reserved. Laird, Laird Technologies, the Laird Technologies Logo, and other marks are trade marks or registered trade marks of Laird Technologies, Inc. or an affiliate company thereof. Other product or service names may be the property of third parties. Nothing herein provides a license under any Laird Technologies or any third party intellectual property rights.