

阅读申明

- 1.本站收集的数据手册和产品资料都来自互联网，版权归原作者所有。如读者和版权方有任何异议请及时告之，我们将妥善解决。
- 2.本站提供的中文数据手册是英文数据手册的中文翻译，其目的是协助用户阅读，该译文无法自动跟随原稿更新，同时也可能存在翻译上的不当。建议读者以英文原稿为参考以便获得更精准的信息。
- 3.本站提供的产品资料，来自厂商的技术支持或者使用者的心得体会等，其内容可能存在描述上的差异，建议读者做出适当判断。
- 4.如需与我们联系，请发邮件到marketing@iczoom.com，主题请标有“数据手册”字样。

Read Statement

1. The datasheets and other product information on the site are all from network reference or other public materials, and the copyright belongs to the original author and original published source. If readers and copyright owners have any objections, please contact us and we will deal with it in a timely manner.
2. The Chinese datasheets provided on the website is a Chinese translation of the English datasheets. Its purpose is for reader's learning exchange only and do not involve commercial purposes. The translation cannot be automatically updated with the original manuscript, and there may also be improper translations. Readers are advised to use the English manuscript as a reference for more accurate information.
3. All product information provided on the website refer to solutions from manufacturers' technical support or users the contents may have differences in description, and readers are advised to take the original article as the standard.
4. If you have any questions, please contact us at marketing@iczoom.com and mark the subject with "Datasheets" .

Common Mode Filters

For ultra high-speed differential signal line
(HDMI, DVI, DisplayPort, USB3.0, etc.)

TCM series

Type:	TCM0403S	[0201 inch]*
	TCM0605S	[0202 inch]
	TCM0806S	[0302 inch]
		* Dimensions Code [EIA]

Issue date: August 2012

- All specifications are subject to change without notice.
- Conformity to RoHS Directive: This means that, in conformity with EU Directive 2002/95/EC, lead, cadmium, mercury, hexavalent chromium, and specific bromine-based flame retardants, PBB and PBDE, have not been used, except for exempted applications.

Common Mode Filters

For Ultra High-speed Differential Signal Line (HDMI, DVI, DisplayPort, USB3.0, etc.)

Conformity to RoHS Directive

TCM Series TCM0403S

FEATURES

- Smallest size in the industry at L0.45×W0.30×T0.23mm.
- Thin-film common mode filter with a large bandwidth for high-speed differential signal interfaces such as USB 3.0 and DisplayPort.
- The series suppresses radiation noise due to common mode noise, without affecting the transmission of high-speed differential signals by realizing a higher cutoff frequency.
- This product contains no lead and supports lead-free soldering.

APPLICATIONS

- High speed interface(HDMI, DVI, DisplayPort, USB3.0 and Serial ATA, etc.) in electronics devices.
- Smartphones, digital cellular phones, tablet PCs, notebook PCs, PDP/LCD/DLP/PJ TVs, portable audio, DVC, DSC, DVD players, amusement machines, etc.

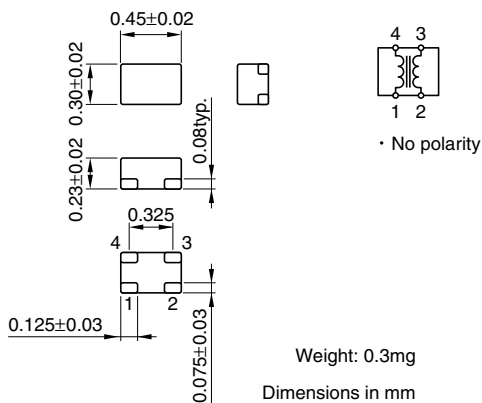
TEMPERATURE RANGES

Operating	-25 to +85°C
Storage(After mount)	-25 to +85°C

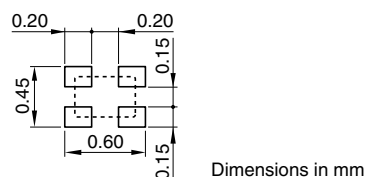
PACKAGING STYLE AND QUANTITIES

Packaging style	Quantity
Taping	10000 pieces/reel

SHAPES AND DIMENSIONS/CIRCUIT DIAGRAM



RECOMMENDED PC BOARD PATTERN



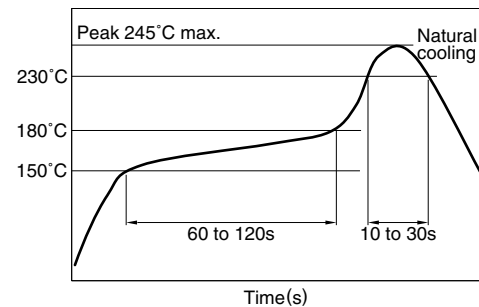
PRODUCT IDENTIFICATION

TCM	0403	S	- 350	- 2P	- T
(1)	(2)	(3)	(4)	(5)	(6)

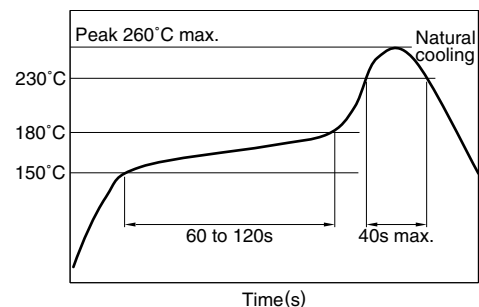
- (1) Series name
- (2) Dimensions L×W
- (3) Product identification number
- (4) Impedance[at 100MHz]
350: 35Ω
- (5) Number of line
2P: 2-line
- (6) Packaging style
T: ø180mm reel taping

RECOMMENDED SOLDERING CONDITIONS

RECOMMENDED TEMPERATURE PROFILE FOR LEAD-FREE SOLDER



REFLOW PROFILE FOR SOLDER HEAT RESISTANCE



• Conformity to RoHS Directive: This means that, in conformity with EU Directive 2002/95/EC, lead, cadmium, mercury, hexavalent chromium, and specific bromine-based flame retardants, PBB and PBDE, have not been used, except for exempted applications.

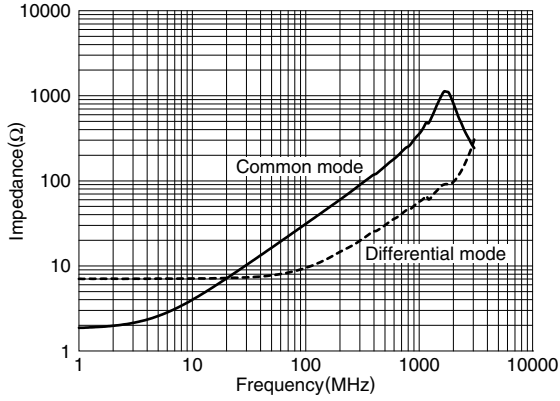
• All specifications are subject to change without notice.

ELECTRICAL CHARACTERISTICS

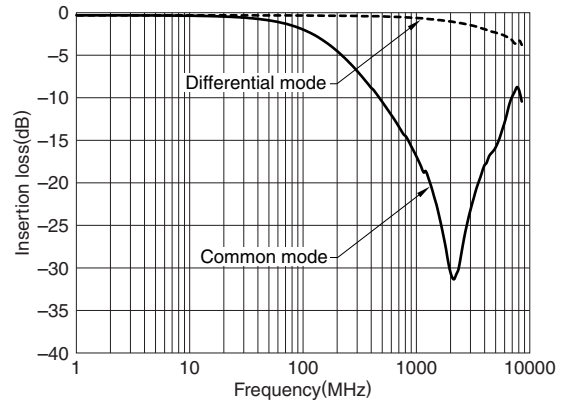
Part No.	Common mode impedance (Ω)[at 100MHz]	DC resistance (Ω) [1 line]	Cutoff frequency (GHz)typ.	Rated current Idc (A)max.	Rated voltage Edc (V)max.	Insulation resistance (M Ω)min.
TCM0403S-350-2P	35 \pm 12	3.0 \pm 30%	7.0	0.05	5	10

TYPICAL ELECTRICAL CHARACTERISTICS

IMPEDANCE vs. FREQUENCY CHARACTERISTICS



INSERTION LOSS vs. FREQUENCY CHARACTERISTICS



• All specifications are subject to change without notice.

Common Mode Filters

For Ultra High-speed Differential Signal Line (HDMI, DVI, DisplayPort, USB3.0, etc.)

Conformity to RoHS Directive

TCM Series TCM0605S

FEATURES

- Thin-film common mode filter with a large bandwidth for high-speed differential signal interfaces such as USB 3.0 and DisplayPort.
- The series suppresses radiation noise due to common mode noise, without affecting the transmission of high-speed differential signals by realizing a higher cutoff frequency.
- This product contains no lead and supports lead-free soldering.

APPLICATIONS

- High speed interface(HDMI, DVI, DisplayPort, USB3.0 and Serial ATA, etc.) in electronics devices.
- Notebook PCs, PDP/LCD/DLP/PJ TVs, portable audio, digital cellular phones, DVC, DSC, DVD players, amusement machines, etc.

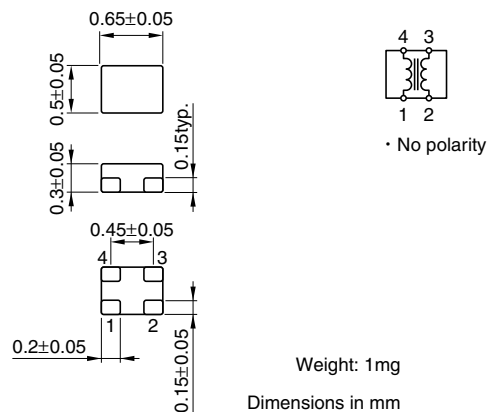
TEMPERATURE RANGES

Operating	-25 to +85°C
Storage(After mount)	-25 to +85°C

PACKAGING STYLE AND QUANTITIES

Packaging style	Quantity
Taping	10000 pieces/reel

SHAPES AND DIMENSIONS/CIRCUIT DIAGRAM



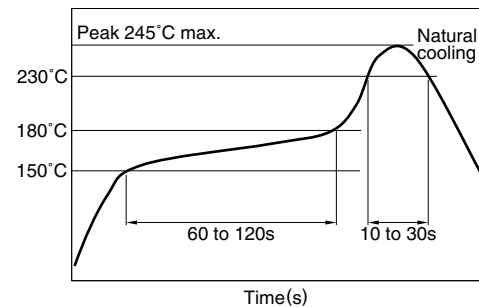
PRODUCT IDENTIFICATION

TCM	0605	S	- 120	- 2P	- T
(1)	(2)	(3)	(4)	(5)	(6)

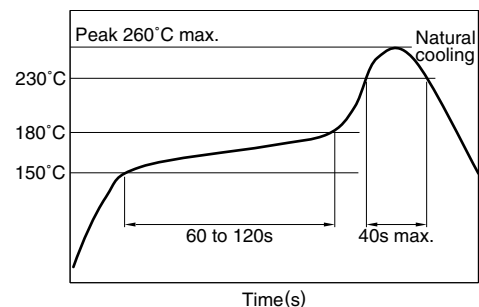
- Series name
- Dimensions L×W
- Product identification number
- Impedance[at 100MHz]
120: 12Ω
- Number of line
2P: 2-line
- Packaging style
T: ø180mm reel taping

RECOMMENDED SOLDERING CONDITIONS

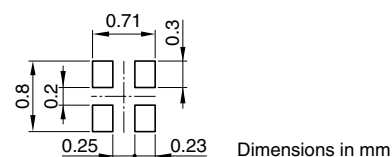
RECOMMENDED TEMPERATURE PROFILE FOR LEAD-FREE SOLDER



REFLOW PROFILE FOR SOLDER HEAT RESISTANCE



RECOMMENDED PC BOARD PATTERN



• Conformity to RoHS Directive: This means that, in conformity with EU Directive 2002/95/EC, lead, cadmium, mercury, hexavalent chromium, and specific bromine-based flame retardants, PBB and PBDE, have not been used, except for exempted applications.

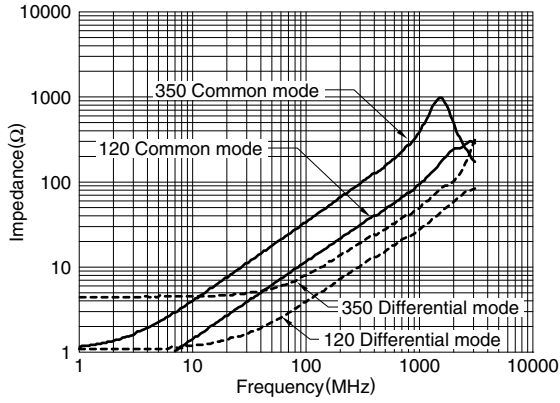
• All specifications are subject to change without notice.

ELECTRICAL CHARACTERISTICS

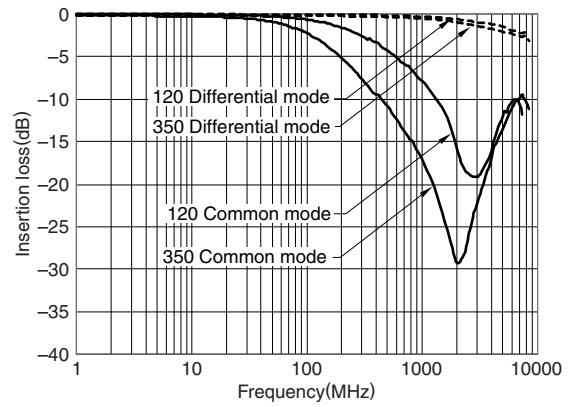
Part No.	Common mode impedance (Ω)[at 100MHz]	DC resistance (Ω)max. [1 line]	Cutoff frequency (GHz)typ.	Rated current Idc (A)max.	Rated voltage Edc (V)max.	Insulation resistance (M Ω)min.
TCM0605S-120-2P	12 \pm 5	1.0	8.5	0.1	10	10
TCM0605S-350-2P	35 \pm 12	2.7	8.0	0.1	10	10

TYPICAL ELECTRICAL CHARACTERISTICS

IMPEDANCE vs. FREQUENCY CHARACTERISTICS



INSERTION LOSS vs. FREQUENCY CHARACTERISTICS



Common Mode Filters

For Ultra High-speed Differential Signal Line (HDMI, DVI, DisplayPort, USB3.0, etc.)

Conformity to RoHS Directive

TCM Series TCM0806S

FEATURES

- Thin-film common mode filter with a wide bandwidth for high-speed differential signal interfaces such as USB 3.0 and DisplayPort.
- The series suppresses radiation noise due to common mode noise, without affecting the transmission of high-speed differential signals by realizing a higher cutoff frequency.
- This product contains no lead and supports lead-free soldering.

APPLICATIONS

- High speed interface(HDMI, DVI, DisplayPort, USB3.0 and Serial ATA, etc.) in electronics devices.
- Notebook PCs, PDP/LCD/DLP/PJ TVs, portable audio, digital cellular phones, DVC, DSC, DVD players, amusement machines, etc.

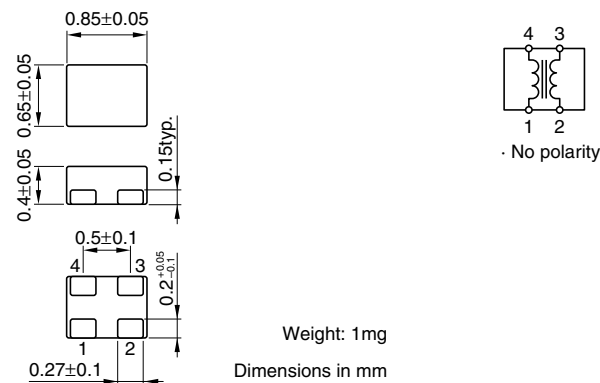
TEMPERATURE RANGES

Operating	-25 to +85°C
Storage(After mount)	-25 to +85°C

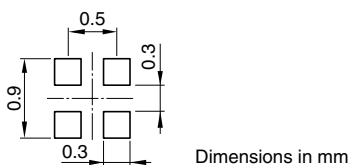
PACKAGING STYLE AND QUANTITIES

Packaging style	Quantity
Taping	10000 pieces/reel

SHAPES AND DIMENSIONS/CIRCUIT DIAGRAM



RECOMMENDED PC BOARD PATTERN

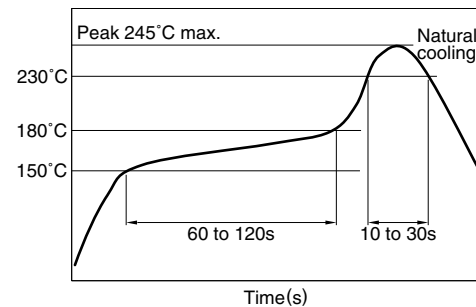


PRODUCT IDENTIFICATION

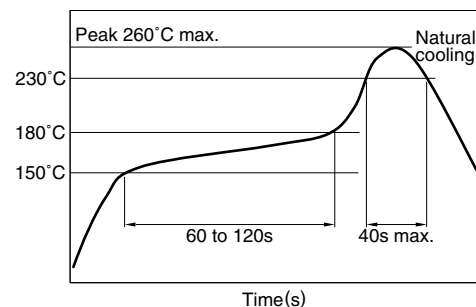
TCM	0806	S	- 120	- 2P	- T
(1)	(2)	(3)	(4)	(5)	(6)

- Series name
- Dimensions L×W
- Product identification number
- Impedance[at 100MHz]
120: 12Ω
- Number of line
2P: 2-line
- Packaging style
T: ø180mm reel taping

RECOMMENDED SOLDERING CONDITIONS RECOMMENDED TEMPERATURE PROFILE FOR LEAD-FREE SOLDER



REFLOW PROFILE FOR SOLDER HEAT RESISTANCE



• Conformity to RoHS Directive: This means that, in conformity with EU Directive 2002/95/EC, lead, cadmium, mercury, hexavalent chromium, and specific bromine-based flame retardants, PBB and PBDE, have not been used, except for exempted applications.

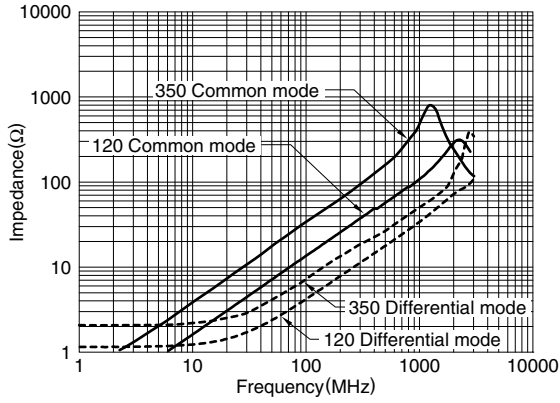
• All specifications are subject to change without notice.

ELECTRICAL CHARACTERISTICS

Part No.	Common mode impedance (Ω)[at 100MHz]	DC resistance (Ω)max. [1 line]	Cutoff frequency (GHz)typ.	Rated current Idc (A)max.	Rated voltage Edc (V)max.	Insulation resistance (M Ω)min.
TCM0806S-120-2P	12 \pm 5	1	8.5	0.1	10	10
TCM0806S-350-2P	35 \pm 12	1.5	7.0	0.1	10	10

TYPICAL ELECTRICAL CHARACTERISTICS

IMPEDANCE vs. FREQUENCY CHARACTERISTICS



INSERTION LOSS vs. FREQUENCY CHARACTERISTICS

