

## 阅读申明

- 1.本站收集的数据手册和产品资料都来自互联网，版权归原作者所有。如读者和版权方有任何异议请及时告之，我们将妥善解决。
- 2.本站提供的中文数据手册是英文数据手册的中文翻译，其目的是协助用户阅读，该译文无法自动跟随原稿更新，同时也可能存在翻译上的不当。建议读者以英文原稿为参考以便获得更精准的信息。
- 3.本站提供的产品资料，来自厂商的技术支持或者使用者的心得体会等，其内容可能存在描述上的差异，建议读者做出适当判断。
- 4.如需与我们联系，请发邮件到marketing@iczoom.com，主题请标有“数据手册”字样。

## Read Statement

1. The datasheets and other product information on the site are all from network reference or other public materials, and the copyright belongs to the original author and original published source. If readers and copyright owners have any objections, please contact us and we will deal with it in a timely manner.
2. The Chinese datasheets provided on the website is a Chinese translation of the English datasheets. Its purpose is for reader's learning exchange only and do not involve commercial purposes. The translation cannot be automatically updated with the original manuscript, and there may also be improper translations. Readers are advised to use the English manuscript as a reference for more accurate information.
3. All product information provided on the website refer to solutions from manufacturers' technical support or users the contents may have differences in description, and readers are advised to take the original article as the standard.
4. If you have any questions, please contact us at marketing@iczoom.com and mark the subject with "Datasheets" .

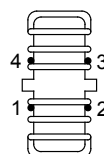
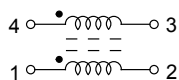
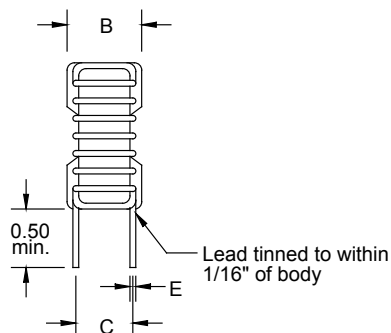
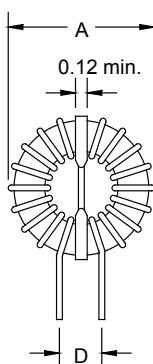
# Common Mode EMI Chokes

## Special Features

- Reduce conductive EMI emission
- High current capacity
- High impedance at low frequency
- Dielectric strength 3750VRMS
- Coil wound on VW-1 rated plastic cased ferrite core
- Operating temperature -55 to +105°C

7100 Series								
Part Number	L (mH) ±15% @ 1KHz	I, DC (A)	DCR (Ω) Max.	Dim. A Max.	Dim. B Max.	Im. C Nom.	Dim. D Nom.	Dim. E Nom.
7101	0.6	1.0	0.040	0.600	0.450	0.400	0.200	0.016
7102	1.0	1.0	0.060	0.600	0.450	0.400	0.200	0.016
7103	2.0	1.0	0.070	0.600	0.450	0.400	0.200	0.016
7104	3.0	1.0	0.100	0.600	0.450	0.400	0.200	0.016
7105	5.0	1.0	0.125	0.600	0.450	0.400	0.200	0.016
7106	0.6	2.0	0.030	0.600	0.450	0.400	0.200	0.020
7107	1.0	2.0	0.040	0.600	0.450	0.400	0.200	0.020
7108	2.0	2.0	0.060	0.600	0.450	0.400	0.200	0.020
7109	3.0	2.0	0.075	0.600	0.450	0.400	0.200	0.020
7110	0.6	3.0	0.020	0.600	0.450	0.400	0.200	0.023
7111	1.0	3.0	0.030	0.600	0.450	0.400	0.200	0.023
7112	1.0	2.0	0.050	0.800	0.550	0.500	0.300	0.023
7113	2.0	2.0	0.075	0.800	0.550	0.500	0.300	0.023
7114	3.0	2.0	0.085	0.800	0.550	0.500	0.300	0.023
7115	5.0	2.0	0.110	0.800	0.550	0.500	0.300	0.023
7116	8.0	2.0	0.200	0.800	0.550	0.500	0.300	0.023
7117	1.0	5.0	0.035	0.800	0.550	0.500	0.300	0.030
7118	2.0	5.0	0.040	1.20	0.800	0.700	0.400	0.030
7119	5.0	4.0	0.046	1.20	0.800	0.700	0.400	0.030
7120	8.0	4.0	0.060	1.20	0.800	0.700	0.400	0.030
7121	50	2.0	0.200	1.20	0.800	0.700	0.400	0.023
7122	30	4.0	0.130	1.20	0.800	0.700	0.400	0.030
7123	11	5.0	0.072	1.20	0.800	0.700	0.400	0.036
7124	3.0	10	0.020	1.20	0.800	0.700	0.400	0.046

Also available as RoHS compliant.



Dimensions: Inches

**J.W. Miller**  
MAGNETICS

306 E. Alondra Blvd. Gardena, CA 90247-1059 • Phone (310) 515-1720 • FAX (310) 515-1962

www.jwmiller.com