

## 阅读申明

- 1.本站收集的数据手册和产品资料都来自互联网，版权归原作者所有。如读者和版权方有任何异议请及时告之，我们将妥善解决。
- 2.本站提供的中文数据手册是英文数据手册的中文翻译，其目的是协助用户阅读，该译文无法自动跟随原稿更新，同时也可能存在翻译上的不当。建议读者以英文原稿为参考以便获得更精准的信息。
- 3.本站提供的产品资料，来自厂商的技术支持或者使用者的心得体会等，其内容可能存在描述上的差异，建议读者做出适当判断。
- 4.如需与我们联系，请发邮件到marketing@iczoom.com，主题请标有“数据手册”字样。

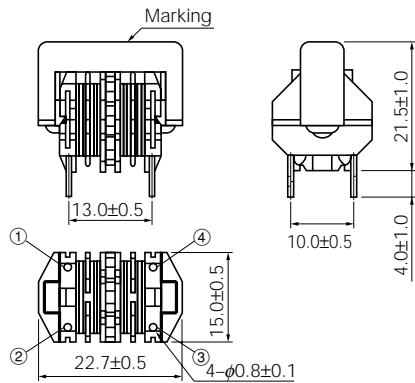
## Read Statement

1. The datasheets and other product information on the site are all from network reference or other public materials, and the copyright belongs to the original author and original published source. If readers and copyright owners have any objections, please contact us and we will deal with it in a timely manner.
2. The Chinese datasheets provided on the website is a Chinese translation of the English datasheets. Its purpose is for reader's learning exchange only and do not involve commercial purposes. The translation cannot be automatically updated with the original manuscript, and there may also be improper translations. Readers are advised to use the English manuscript as a reference for more accurate information.
3. All product information provided on the website refer to solutions from manufacturers' technical support or users the contents may have differences in description, and readers are advised to take the original article as the standard.
4. If you have any questions, please contact us at marketing@iczoom.com and mark the subject with "Datasheets" .

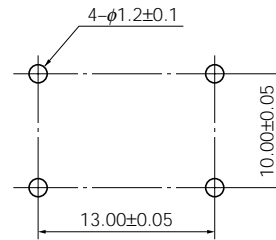
## Series N, High N

### Type 15N, 17N

Dimensions in mm (not to scale)



Recommended PWB piercing plan



### Standard Parts (Series N : 15N)

Part No.	Marking	Inductance (mH) min.	*R <sub>DC</sub> (Ω) [at 20 °C] (Tol ±20 %)	Current (A rms) max.
ELF15N002A	104 02	104.0	7.543	0.2
ELF15N003A	433 03	43.0	3.154	0.3
ELF15N004A	263 04	26.0	1.966	0.4
ELF15N005A	193 05	19.0	1.324	0.5
ELF15N006A	123 06	12.0	0.933	0.6
ELF15N007A	103 07	10.0	0.762	0.7
ELF15N008A	682 08	6.8	0.548	0.8
ELF15N010A	532 10	5.3	0.369	1.0
ELF15N011A	402 11	4.0	0.308	1.1
ELF15N013A	272 13	2.7	0.202	1.3
ELF15N015A	212 15	2.1	0.170	1.5
ELF15N017A	172 17	1.7	0.126	1.7
ELF15N022A	102 22	1.0	0.078	2.2
ELF15N030A	601 30	0.6	0.052	3.0

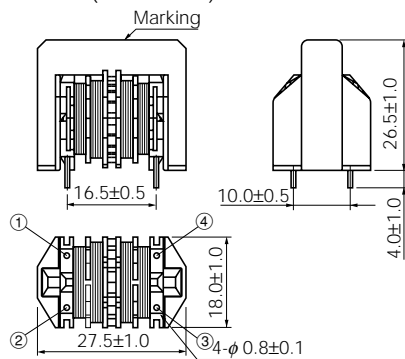
### Standard Parts (Series High N : 17N)

Part No.	Marking	Inductance (mH) min.	*R <sub>DC</sub> (Ω) [at 20 °C] (Tol ±20 %)	Current (A rms) max.
ELF17N002A	· 144 02	142.0	7.543	0.2
ELF17N003A	· 603 03	60.0	3.154	0.3
ELF17N004A	· 353 04	35.0	1.966	0.4
ELF17N005A	· 263 05	26.0	1.324	0.5
ELF17N006A	· 163 06	16.0	0.933	0.6
ELF17N007A	· 143 07	14.0	0.762	0.7
ELF17N008A	· 922 08	9.2	0.548	0.8
ELF17N010A	· 722 10	7.2	0.369	1.0
ELF17N011A	· 542 11	5.4	0.308	1.1
ELF17N013A	· 372 13	3.7	0.202	1.3
ELF17N015A	· 292 15	2.9	0.170	1.5
ELF17N017A	· 232 17	2.3	0.126	1.7
ELF17N022A	· 132 22	1.3	0.078	2.2
ELF17N030A	· 801 30	0.8	0.052	3.0

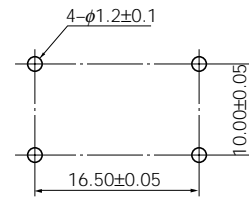
\* DC Resistance

### Type 18N, 19N

Dimensions in mm (not to scale)



Recommended PWB piercing plan



### Standard Parts (Series N : 18N)

Part No.	Marking	Inductance (mH) min.	*R <sub>DC</sub> (Ω) [at 20 °C] (Tol ±20 %)	Current (A rms) max.
ELF18N004A	803 04	80.0	2.720	0.4
ELF18N005A	503 05	50.0	1.680	0.5
ELF18N006A	353 06	35.0	1.100	0.6
ELF18N008A	203 08	20.0	0.670	0.8
ELF18N010A	153 10	15.0	0.465	1.0
ELF18N012A	952 12	9.5	0.300	1.2
ELF18N016A	602 16	6.0	0.185	1.6
ELF18N020A	422 20	4.2	0.130	2.0
ELF18N025A	242 25	2.4	0.080	2.5
ELF18N032A	142 32	1.4	0.045	3.2

### Standard Parts (Series High N : 19N)

Part No.	Marking	Inductance (mH) min.	*R <sub>DC</sub> (Ω) [at 20 °C] (Tol ±20 %)	Current (A rms) max.
ELF19N004A	· 993 04	99.0	2.720	0.4
ELF19N005A	· 623 05	62.0	1.680	0.5
ELF19N006A	· 433 06	43.0	1.100	0.6
ELF19N008A	· 253 08	25.0	0.670	0.8
ELF19N010A	· 193 10	19.0	0.465	1.0
ELF19N012A	· 123 12	12.0	0.300	1.2
ELF19N016A	· 742 16	7.4	0.185	1.6
ELF19N020A	· 512 20	5.1	0.130	2.0
ELF19N025A	· 302 25	3.0	0.080	2.5
ELF19N032A	· 172 32	1.7	0.045	3.2

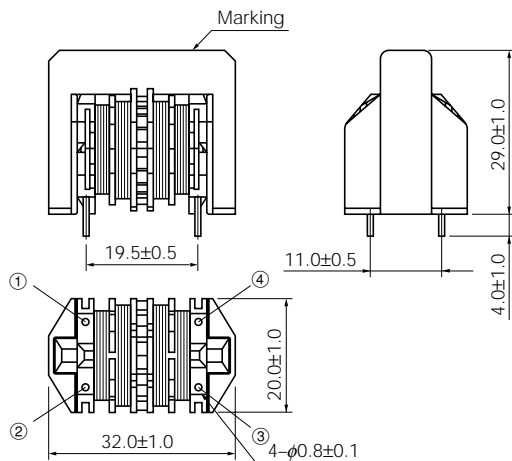
\* DC Resistance

Design and specifications are each subject to change without notice. Ask factory for the current technical specifications before purchase and/or use. Should a safety concern arise regarding this product, please be sure to contact us immediately.

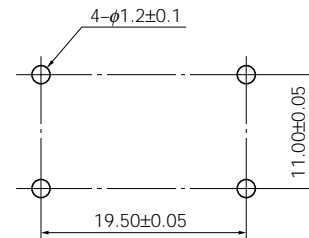
## Series N, High N

### Type 20N, 21N

Dimensions in mm (not to scale)



Recommended PWB piercing plan



### Standard Parts (Series N : 20N)

Part No.	Marking	Inductance (mH) min.	*R <sub>DC</sub> (Ω) [at 20 °C] (Tol ±20 %)	Current (A rms) max.
ELF20N006A	693 06	69.0	1.250	0.6
ELF20N008A	433 08	43.0	0.770	0.8
ELF20N010A	283 10	28.0	0.500	1.0
ELF20N013A	183 13	18.0	0.317	1.3
ELF20N015A	143 15	14.0	0.240	1.5
ELF20N016A	123 16	12.0	0.212	1.6
ELF20N018A	752 18	7.5	0.160	1.8
ELF20N020A	702 20	7.0	0.134	2.0
ELF20N022A	622 22	6.2	0.111	2.2
ELF20N024A	492 24	4.9	0.094	2.4
ELF20N027A	472 27	4.7	0.082	2.7
ELF20N030A	292 30	2.9	0.056	3.0
ELF20N035A	202 35	2.0	0.044	3.5
ELF20N040A	152 40	1.5	0.033	4.0

### Standard Parts (Series High N : 21N)

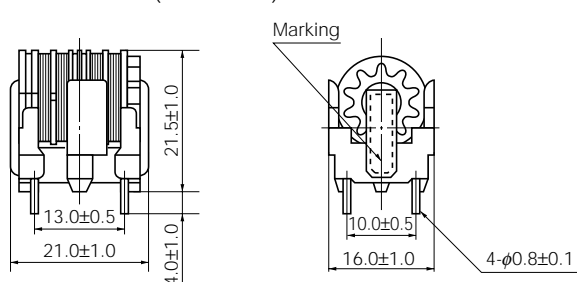
Part No.	Marking	Inductance (mH) min.	*R <sub>DC</sub> (Ω) [at 20 °C] (Tol ±20 %)	Current (A rms) max.
ELF21N006A	· 873 06	87.0	1.250	0.6
ELF21N008A	· 543 08	54.0	0.770	0.8
ELF21N010A	· 363 10	36.0	0.500	1.0
ELF21N013A	· 223 13	22.0	0.317	1.3
ELF21N015A	· 183 15	18.0	0.240	1.5
ELF21N016A	· 153 16	15.0	0.212	1.6
ELF21N018A	· 942 18	9.4	0.160	1.8
ELF21N020A	· 872 20	8.7	0.134	2.0
ELF21N022A	· 782 22	7.8	0.111	2.2
ELF21N024A	· 612 24	6.1	0.094	2.4
ELF21N027A	· 582 27	5.8	0.082	2.7
ELF21N030A	· 372 30	3.7	0.056	3.0
ELF21N035A	· 252 35	2.5	0.044	3.5
ELF21N040A	· 192 40	1.9	0.033	4.0

\* DC Resistance

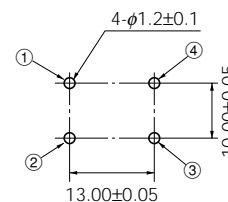
## Series V

### Type 290

Dimensions in mm (not to scale)



Recommended PWB piercing plan



### Standard Parts

Part No.	Marking	Inductance (mH) min.	*R <sub>DC</sub> (Ω) [at 20 °C] (Tol ±20 %)	Current (A rms) max.	Part No.	Marking	Inductance (mH) min.	*R <sub>DC</sub> (Ω) [at 20 °C] (Tol ±20 %)	Current (A rms) max.
ELF18D290H	290H	33.00	2.691	0.3	ELF18D290R	290R	3.90	0.305	1.0
ELF18D290C	290C	22.00	1.707	0.4	ELF18D290S	290S	3.30	0.277	1.1
ELF18D290A	290A	18.00	1.271	0.5	ELF18D290E	290E	2.70	0.248	1.1
ELF18D290G	290G	10.00	0.782	0.6	ELF18D290T	290T	2.20	0.186	1.3
ELF18D290L	290L	8.20	0.681	0.6	ELF18D290V	290V	1.80	0.162	1.5
ELF18D290P	290P	6.80	0.571	0.7	ELF18D290D	290D	1.20	0.119	1.6
ELF18D290M	290M	5.60	0.504	0.8	ELF18D290B	290B	0.82	0.072	2.0

\* DC Resistance

Design and specifications are each subject to change without notice. Ask factory for the current technical specifications before purchase and/or use. Should a safety concern arise regarding this product, please be sure to contact us immediately.