


阅读申明

- 1.本站收集的数据手册和产品资料都来自互联网，版权归原作者所有。如读者和版权方有任何异议请及时告之，我们将妥善解决。
- 2.本站提供的中文数据手册是英文数据手册的中文翻译，其目的是协助用户阅读，该译文无法自动跟随原稿更新，同时也可能存在翻译上的不当。建议读者以英文原稿为参考以便获得更精准的信息。
- 3.本站提供的产品资料，来自厂商的技术支持或者使用者的心得体会等，其内容可能存在描述上的差异，建议读者做出适当判断。
- 4.如需与我们联系，请发邮件到marketing@iczoom.com，主题请标有“数据手册”字样。

Read Statement

1. The datasheets and other product information on the site are all from network reference or other public materials, and the copyright belongs to the original author and original published source. If readers and copyright owners have any objections, please contact us and we will deal with it in a timely manner.
2. The Chinese datasheets provided on the website is a Chinese translation of the English datasheets. Its purpose is for reader's learning exchange only and do not involve commercial purposes. The translation cannot be automatically updated with the original manuscript, and there may also be improper translations. Readers are advised to use the English manuscript as a reference for more accurate information.
3. All product information provided on the website refer to solutions from manufacturers' technical support or users the contents may have differences in description, and readers are advised to take the original article as the standard.
4. If you have any questions, please contact us at marketing@iczoom.com and mark the subject with "Datasheets" .



RoHS Compliant

Features

- Distributed constant type LC filter. Prevents ringing caused by circuit impedance. Suitable for high speed digital circuits and video signal lines.
- Stable noise attenuation over wide frequency ranges.
- Low profile (T=0.95mm max.) suitable for miniature electronic equipments.
- First class auto-placement

Applications

- PCs, Laser Printers, Cellular Phone, Clock Data Lines for LCD Display
- High Speed Video Signal Circuits and Interface Circuits
- High Speed Digital Circuits
- Anti-Noise Solution
Achieves Effective Noise Suppression in Noisy High Speed Circuits without Signal Waveform Distortion

How to Order

KNF 21 050 - W 3
① ② ③ ④ ⑤

- ① Series
- ② Size EIA (EIAJ)
21 :0805 (2012)
- ③ Frequency

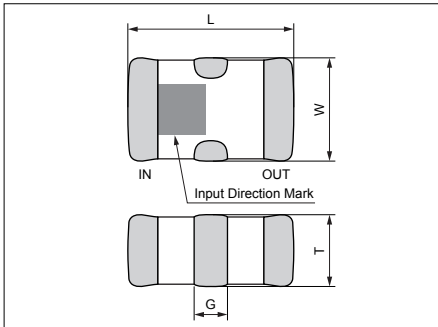
025	25MHz	200	200MHz
050	50MHz	400	400MHz
100	100MHz		

- ④ Taping Direction (See Fig 1)
W: Standard
- ⑤ Quantity per Reel

3	3000pcs.
----------	----------

Dimensions

(Unit : mm)

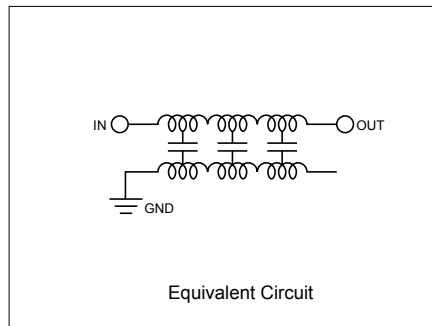


KNF21	
L	2.0±0.2
W	1.25±0.2
T	0.8±0.15
G	0.4±0.3

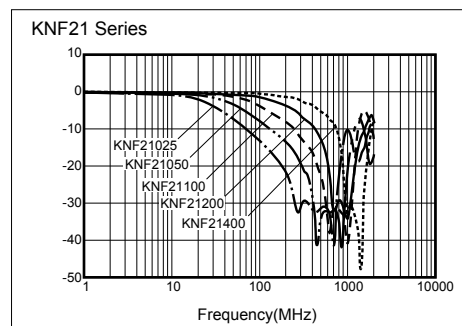
Specifications

Part Number	Cut off Freq. (MHz)	Capacitance (+50/-20%) (pF)	20dB Attenuation (Typical)	Rated current(mA)	Rated voltage(VDC)
KNF21025	25MHz	235pF	200- 600MHz	150mA	25VDC
KNF21050	50MHz	130pF	350- 850MHz		
KNF21100	100MHz	65pF	450- 950MHz		
KNF21200	200MHz	33pF	700-1200MHz		
KNF21400	400MHz	17pF	900-1400MHz		

*Cut off Frequency at Attenuation typical 3dB, max. 6dB
Operating Temperature: -25 to 85(°C)



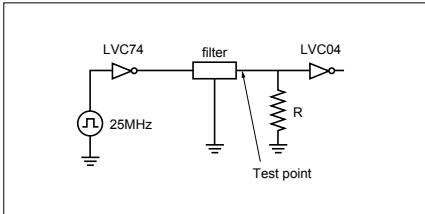
Frequency Characteristics



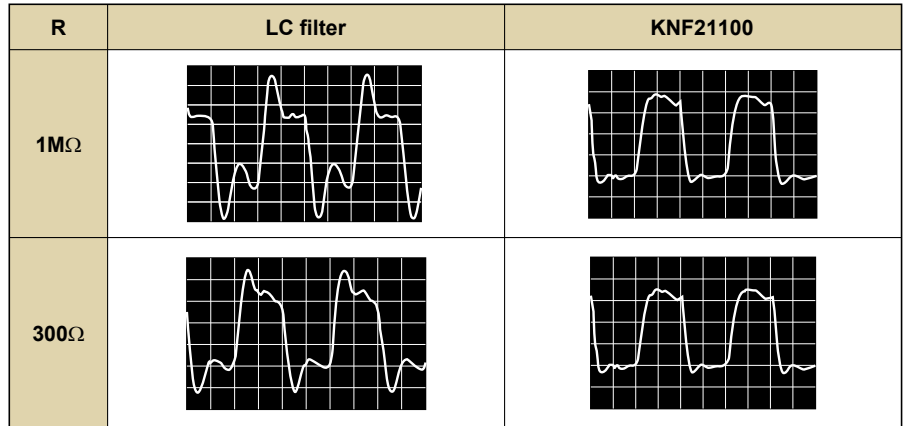
<Impedance Matching Free>

- Stable attenuation against impedance change
- Good impedance matching without ringing on distortion even at the time of IC ON/OFF and pattern layout change

Test circuit

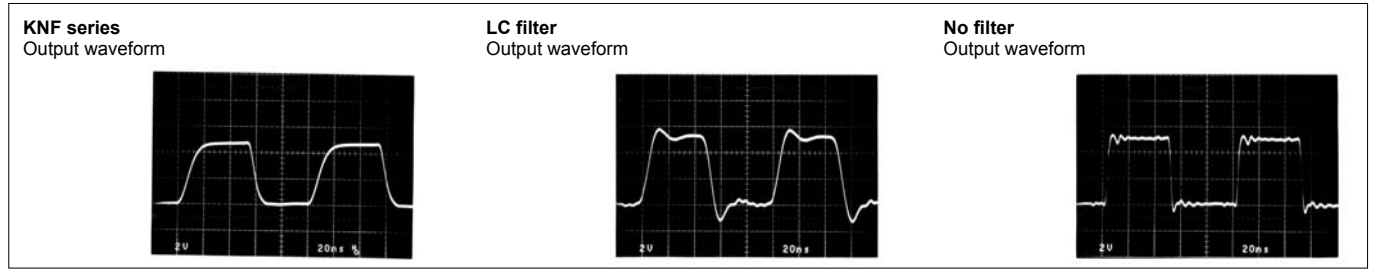


Output Waveform (Clock frequency 25MHz)



<No Ringing>

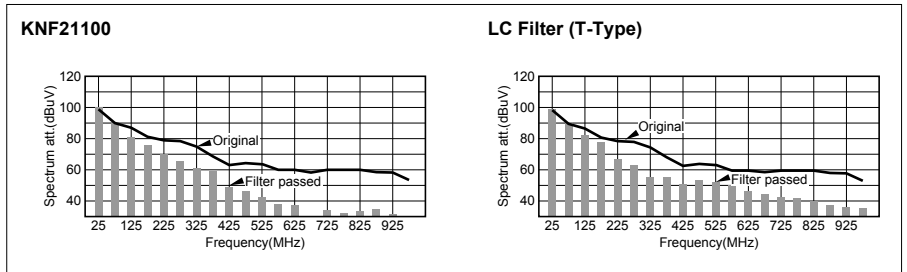
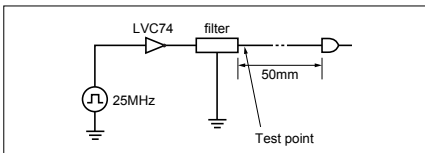
Excellent Impedance Matching



- Wide attenuation up to high frequency range without distortion

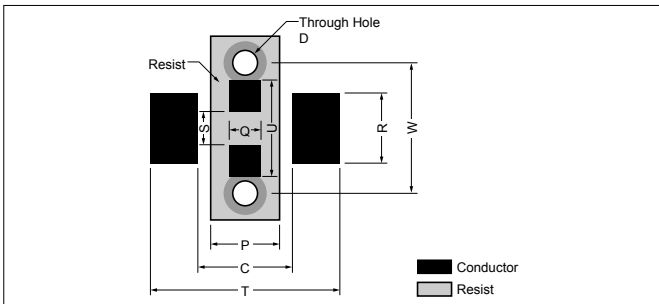
Wide Attenuation Bandwidth

Test Circuit



Recommended Land Pattern

(Unit : mm)

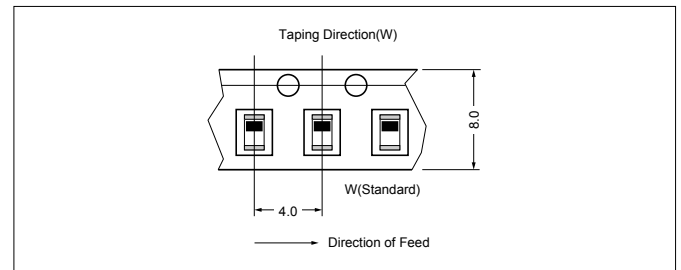



	T	W	R	C	P	Q	S	D	U
KNF21	3.20	2.30	1.00	1.20	0.80	0.40	0.60	0.3-0.4	2.00

Packaging Specification (Fig.1)

- Taping (3,000/reel)

(Unit : mm)





Pb Free

RoHS Compliant

Features

- 0805 Size. Rated current up to 2A.
- Effective for filtering noise on power (Vcc) lines.

Applications

- PCs, Laser Printers, Cellular Phone, Power/Signal Lines for LCD Display, Office Equipments
- AV Power Supply/Signal Line, TV, VCR, etc.
- High Current Signal Lines

How to Order

KNH 21 104 - 3 AA
① ② ③ ④ ⑤

- ① Series
- ② Size EIA (EIAJ)
21: 0805 (2012)
- ③ Capacitance Value

104	100nF	101	100pF
473	47nF	470	47pF
471	470pF	220	22pF
221	220pF		

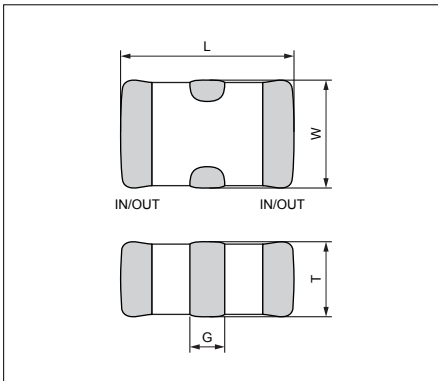
- ④ Quantity per Reel

3	3000pcs.
----------	----------

- ⑤ Code (AA : STD)

Dimensions

(Unit : mm)



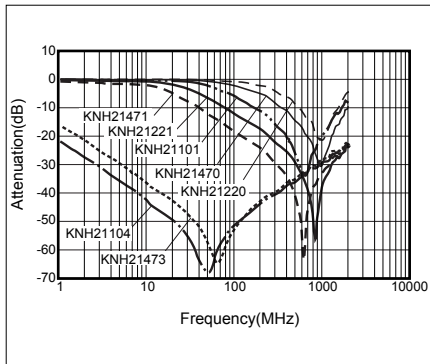
	KNH21
L	2.0±0.2
W	1.25±0.2
T	0.85±0.15
G	0.40±0.30

Specifications

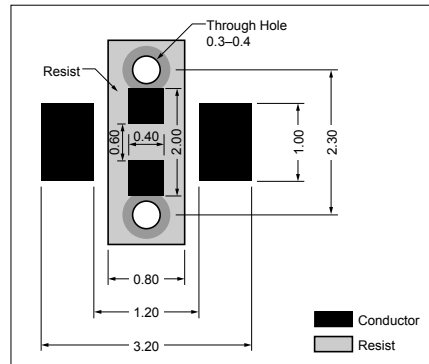
Type	Capacitance Value(pF) (+50/-20%)	Rated Current (A)	Rated Voltage (VDC)	Direct-current resistance(Ω)
KNH21104	100,000	2.0	25	≤0.02
KNH21473	47,000	2.0	50	≤0.02
KNH21471	470	1.0	50	≤0.08
KNH21221	220	1.0	50	≤0.08
KNH21101	100	1.0	50	≤0.08
KNH21470	47	1.0	50	≤0.08
KNH21220	22	1.0	50	≤0.08

Operating Temperature: -25 to 85(°C)

Attenuation Characteristics

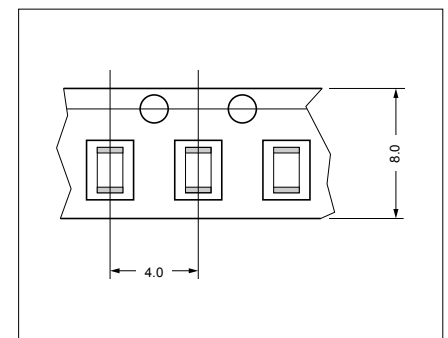


Recommended Land Pattern (Unit : mm)



Packaging specifications

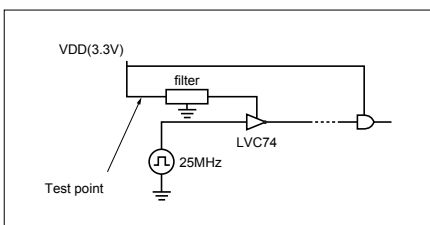
- Taping (3000/reel) (Unit : mm)



<Electrical Characteristics>

- Wide attenuation range including surrounding circuit.

Test Circuit



Attenuation Effect of Power Supply Noise

