


阅读申明

- 1.本站收集的数据手册和产品资料都来自互联网，版权归原作者所有。如读者和版权方有任何异议请及时告之，我们将妥善解决。
- 2.本站提供的中文数据手册是英文数据手册的中文翻译，其目的是协助用户阅读，该译文无法自动跟随原稿更新，同时也可能存在翻译上的不当。建议读者以英文原稿为参考以便获得更精准的信息。
- 3.本站提供的产品资料，来自厂商的技术支持或者使用者的心得体会等，其内容可能存在描述上的差异，建议读者做出适当判断。
- 4.如需与我们联系，请发邮件到marketing@iczoom.com，主题请标有“数据手册”字样。

Read Statement

1. The datasheets and other product information on the site are all from network reference or other public materials, and the copyright belongs to the original author and original published source. If readers and copyright owners have any objections, please contact us and we will deal with it in a timely manner.
2. The Chinese datasheets provided on the website is a Chinese translation of the English datasheets. Its purpose is for reader's learning exchange only and do not involve commercial purposes. The translation cannot be automatically updated with the original manuscript, and there may also be improper translations. Readers are advised to use the English manuscript as a reference for more accurate information.
3. All product information provided on the website refer to solutions from manufacturers' technical support or users the contents may have differences in description, and readers are advised to take the original article as the standard.
4. If you have any questions, please contact us at marketing@iczoom.com and mark the subject with "Datasheets" .



Features

- Four beads in one package
- High speed and high impedance
- Nickel barrier



The MA Series is currently available but not recommended for new designs.

MA Series Chip Ferrite Bead Arrays

Electrical Specifications

Model Number	Impedance (Ω) at 100MHz	RDC (Ω) Max.	IDC (mA) Max.
MA3216-600M4	60	0.12	200
MA3216-800M4	80	0.15	150
MA3216-121M4	120	0.20	100
MA3216-201M4	200	0.30	100
MA3216-301M4	300	0.45	100
MA3216-471M4	470	0.45	100
MA3216-601M4	600	0.50	100
MA3216-102M4	1000	0.80	100
MA3216-600T4	60	0.12	200
MA3216-121T4	120	0.20	200
MA3216-201T4	200	0.30	150
MA3216-301T4	300	0.45	150
MA3216-601T4	600	0.50	100
MA3216-102T4	1000	0.80	50
MA3216-500S4	50	0.20	200
MA3216-800S4	80	0.25	200
MA3216-121S4	120	0.25	200
MA3216-201S4	200	0.30	200
MA3216-301S4	300	0.40	200

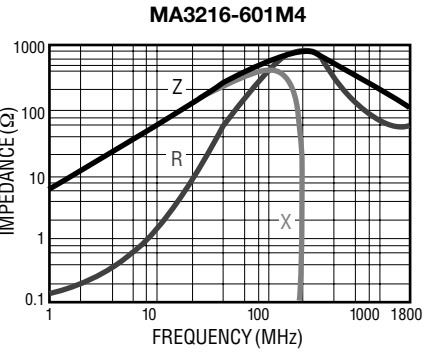
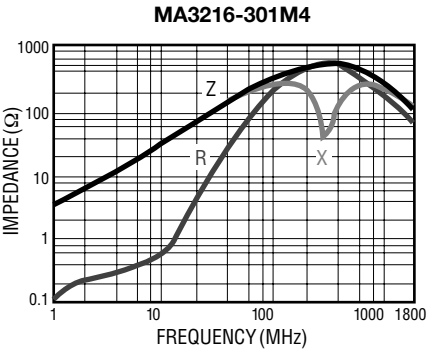
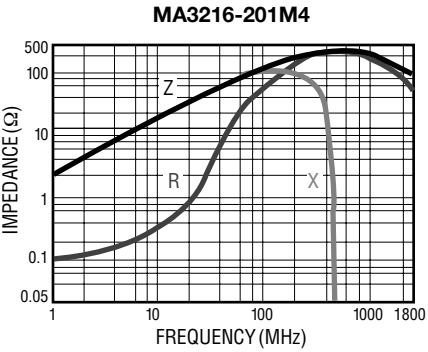
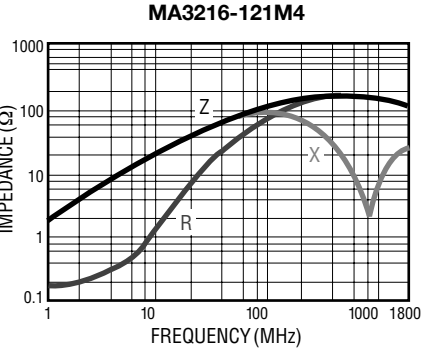
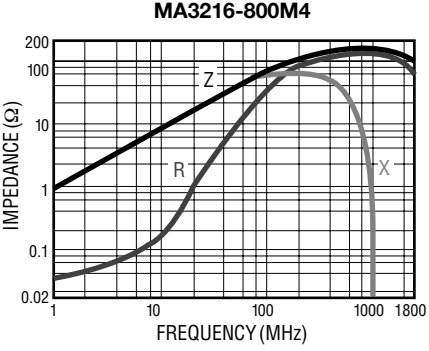
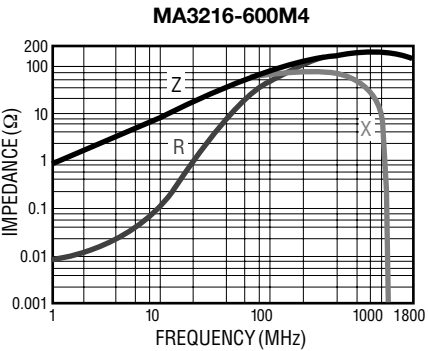
General Specifications

Operating Temperature-55 °C to +125 °C
 Storage Temperature...-55 °C to +125 °C
 Storage Condition+40 °C max. at 70 % RH
 Impedance Tolerance.....±25 %
 Reflow Soldering230 °C, 10 seconds max.
 Resistance to Soldering Heat260 °C, 10 seconds
 Model Designator
 M4High Impedance
 T4Low Speed
 S4High Speed
 Rated Current.....Based on max. temperature rise of +40 °C
 Terminal Strength (Force "F" applied for 30 seconds)
 3216 Series.....1.2 F (Kg)

Materials

Core MaterialFerrite
 Internal Conductor.....Ag
 TerminalAg/Ni/Sn

Electrical Specifications (continued)

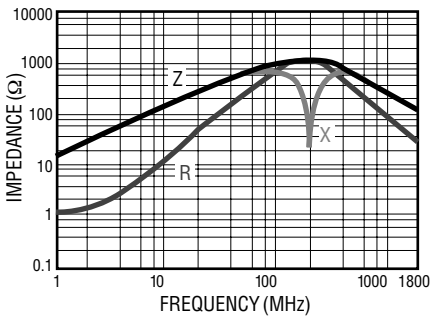


*RoHS Directive 2002/95/EC Jan. 27, 2003 including annex and RoHS Recast 2011/65/EU June 8, 2011.
 Specifications are subject to change without notice.
 The device characteristics and parameters in this data sheet can and do vary in different applications and actual device performance may vary over time.
 Users should verify actual device performance in their specific applications.

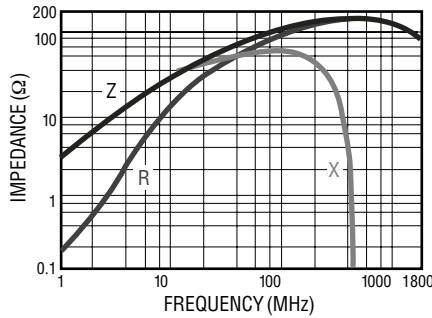
MA Series Chip Ferrite Bead Arrays

Electrical Specifications (Continued)

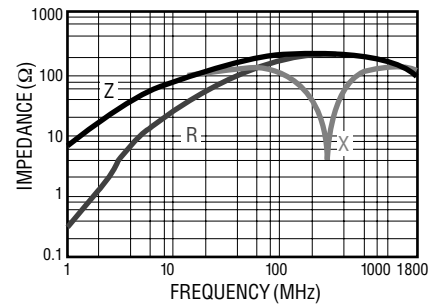
MA3216-102M4



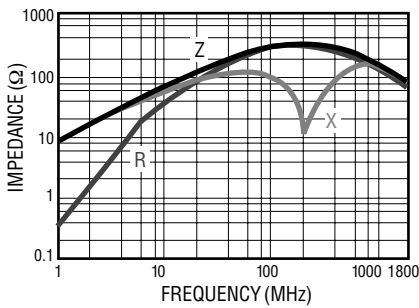
MA3216-121T4



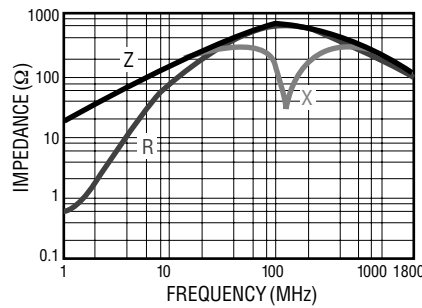
MA3216-201T4



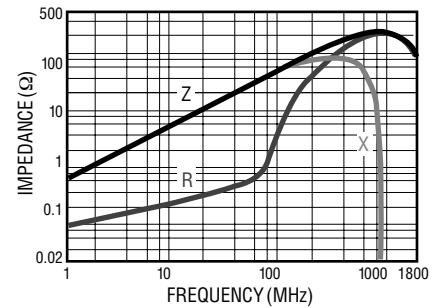
MA3216-301T4



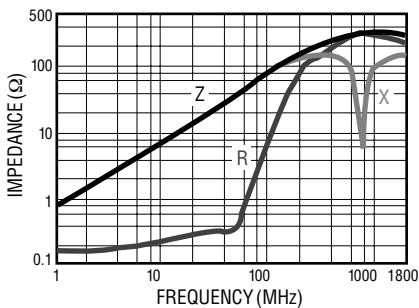
MA3216-601T4



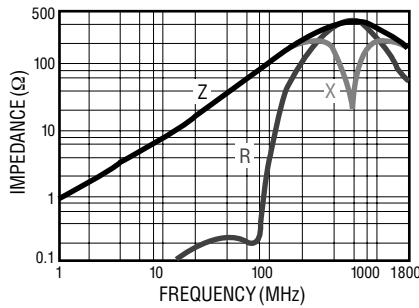
MA3216-500S4



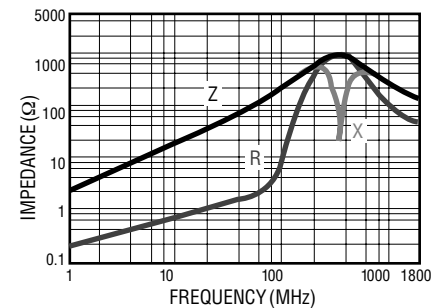
MA3216-800S4



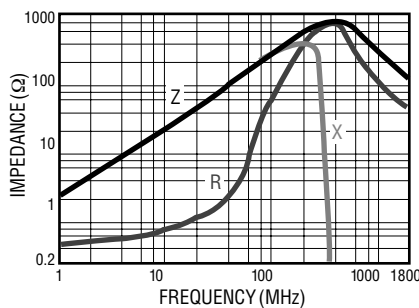
MA3216-121S4



MA3216-201S4



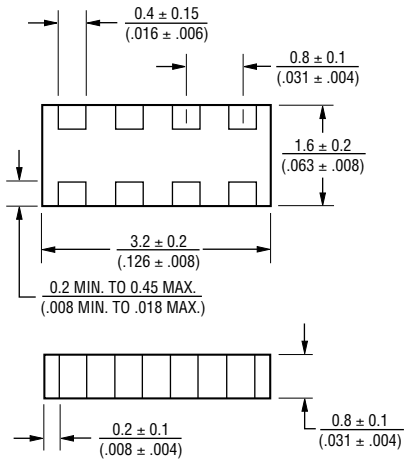
MA3216-301S4



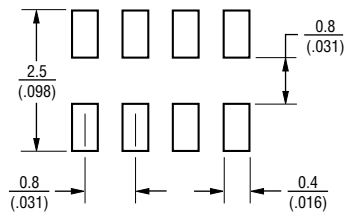
Specifications are subject to change without notice.
The device characteristics and parameters in this data sheet can and do vary in different applications and actual device performance may vary over time.
Users should verify actual device performance in their specific applications.

MA Series Chip Ferrite Bead Arrays

Product Dimensions

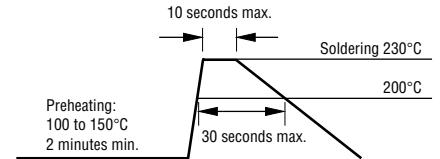


Recommended Land Pattern

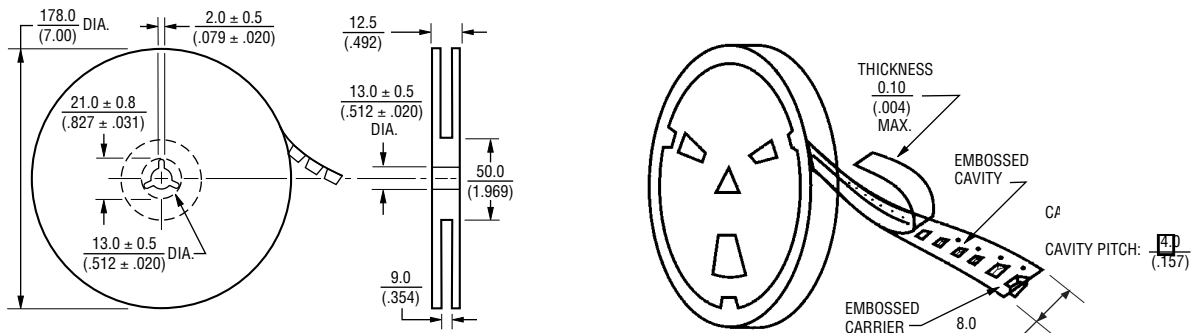


DIMENSIONS ARE: $\frac{\text{MM}}{\text{(INCHES)}}$

Recommended Soldering



Reel Dimensions



3000 pcs. per reel.
Gross weight: 140g.