

阅读申明







- 1.本站收集的数据手册和产品资料都来自互联网，版权归原作者所有。如读者和版权方有任何异议请及时告之，我们将妥善解决。
- 2.本站提供的中文数据手册是英文数据手册的中文翻译，其目的是协助用户阅读，该译文无法自动跟随原稿更新，同时也可能存在翻译上的不当。建议读者以英文原稿为参考以便获得更精准的信息。
- 3.本站提供的产品资料，来自厂商的技术支持或者使用者的心得体会等，其内容可能存在描述上的差异，建议读者做出适当判断。
- 4.如需与我们联系，请发邮件到marketing@iczoom.com，主题请标有“数据手册”字样。

Read Statement

1. The datasheets and other product information on the site are all from network reference or other public materials, and the copyright belongs to the original author and original published source. If readers and copyright owners have any objections, please contact us and we will deal with it in a timely manner.
2. The Chinese datasheets provided on the website is a Chinese translation of the English datasheets. Its purpose is for reader's learning exchange only and do not involve commercial purposes. The translation cannot be automatically updated with the original manuscript, and there may also be improper translations. Readers are advised to use the English manuscript as a reference for more accurate information.
3. All product information provided on the website refer to solutions from manufacturers' technical support or users the contents may have differences in description, and readers are advised to take the original article as the standard.
4. If you have any questions, please contact us at marketing@iczoom.com and mark the subject with "Datasheets" .

XDSL SPLITTER FILTER MODULE



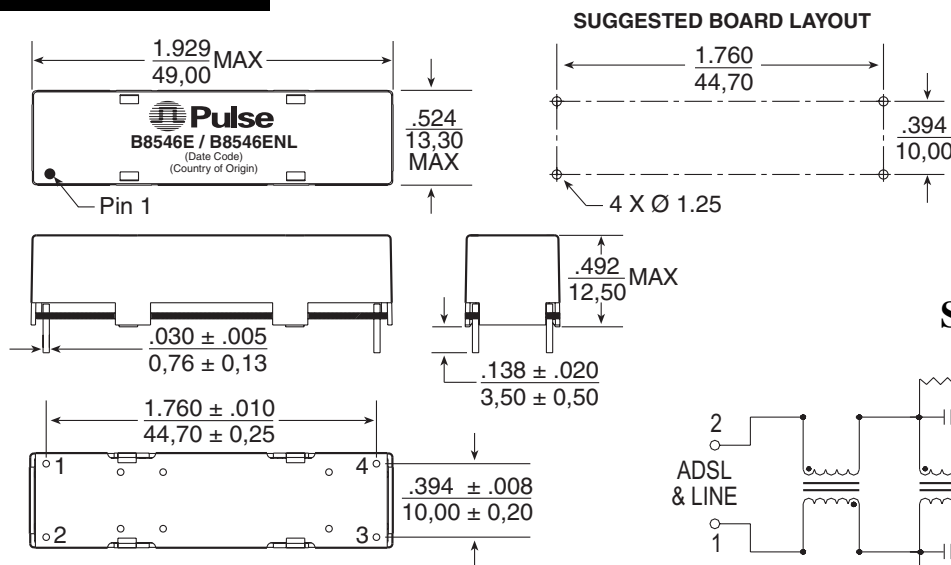
-  POTS Central Office Splitter for standard ADSL applications
-  Complies with BT-SIN-346 standard
-  Patent pending
-  Compact footprint for high density board layouts
-  Low profile version
-  NL version: RoHS compliant

Electrical Specifications @ 25°C — Operating Temperature 0°C to -70°C

	PARAMETER	FREQUENCY
POTS Impedance	100Hz to 4kHz	320Ω + 1050Ω / 230nF
POTS Insertion Loss	1kHz	1.0dB MAX
POTS Attenuation Distortion relative to 1 kHz	200Hz to 3.4kHz	±1.0dB
POTS Delay Distortion	600Hz to 4kHz	200μSec MAX
POTS Return Loss	200Hz to 2kHz	18dB MIN
	2kHz to 3.4kHz	14dB MIN
Longitudinal Balance	100Hz to 3.4kHz	52dB MIN
ADSL Insertion Loss	32kHz to 200kHz	29dB MIN
	200kHz to 2.2MHz	55dB MIN
DC Current		100mA MAX
Total DC Resistance		50Ω MAX

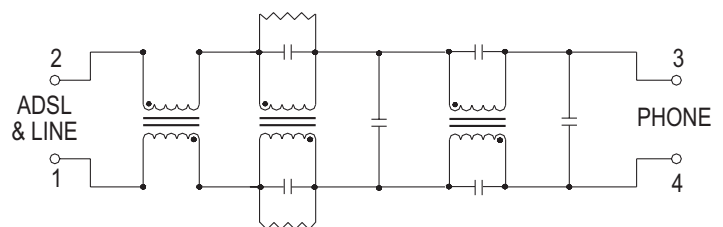
Mechanical

B8546E/ B8546ENL



Weight15 grams
 Tray45/tray
 Dimensions: $\frac{\text{Inches}}{\text{mm}}$
 Unless otherwise specified,
 all tolerances are $\pm \frac{.004}{0,10}$

Schematic



For More Information:

Pulse Worldwide Headquarters

12220 World Trade Dr.
 San Diego, CA 92128
 U.S.A.
www.pulseeng.com

Pulse Europe

Einsteinstrasse 1
 D-71083 Herrenberg
 Germany

Pulse China Headquarters

B402, Shenzhen
 Tech-Innovation International
 Tenth Kejinan Rd.
 High-Tech Industrial Park
 Nanshan District, Shenzhen
 China

Pulse North China

Room 1503
 XinYin Building
 No. 888 YiShan Rd.
 Shanghai 200233
 China

Pulse South Asia

150 Kampong Ampat
 #07-01/02
 KA Centre
 Singapore 368324

Pulse North Asia

No. 26
 Kao Ching Rd.
 Yang Mei Chen
 Tao Yuan Hsien
 Taiwan, R. O. C.

Tel: 858 674 8100

Tel: 49 7032 7806 0

Tel: 86 755 33966678

Tel: 86 21 54643211/2

Tel: 65 6287 8998

Tel: 886 3 4641811

Fax: 858 674 8262

Fax: 49 7032 7806 12

Fax: 86 755 33966700

Fax: 86 21 54643210

Fax: 65 6280 0080

Fax: 886 3 4641911

Performance warranty of products offered on this data sheet is limited to the parameters specified. Data is subject to change without notice. Other brand and product names mentioned herein may be trademarks or registered trademarks of their respective owners. © Copyright, 2007. Pulse Engineering, Inc. All rights reserved.