

阅读申明

- 1.本站收集的数据手册和产品资料都来自互联网，版权归原作者所有。如读者和版权方有任何异议请及时告之，我们将妥善解决。
- 2.本站提供的中文数据手册是英文数据手册的中文翻译，其目的是协助用户阅读，该译文无法自动跟随原稿更新，同时也可能存在翻译上的不当。建议读者以英文原稿为参考以便获得更精准的信息。
- 3.本站提供的产品资料，来自厂商的技术支持或者使用者的心得体会等，其内容可能存在描述上的差异，建议读者做出适当判断。
- 4.如需与我们联系，请发邮件到marketing@iczoom.com，主题请标有“数据手册”字样。

Read Statement

1. The datasheets and other product information on the site are all from network reference or other public materials, and the copyright belongs to the original author and original published source. If readers and copyright owners have any objections, please contact us and we will deal with it in a timely manner.
2. The Chinese datasheets provided on the website is a Chinese translation of the English datasheets. Its purpose is for reader's learning exchange only and do not involve commercial purposes. The translation cannot be automatically updated with the original manuscript, and there may also be improper translations. Readers are advised to use the English manuscript as a reference for more accurate information.
3. All product information provided on the website refer to solutions from manufacturers' technical support or users the contents may have differences in description, and readers are advised to take the original article as the standard.
4. If you have any questions, please contact us at marketing@iczoom.com and mark the subject with "Datasheets" .

EMC filter surge protection device - SFP 1-10/120AC/EX - 2905218

Please be informed that the data shown in this PDF Document is generated from our Online Catalog. Please find the complete data in the user's documentation. Our General Terms of Use for Downloads are valid (<http://phoenixcontact.com/download>)



Device protection, according to type 3/class III, with network interference suppression filter to prevent high-frequency interference voltages, for 1-phase power supply networks with separate N and PE (3-conductor system: L1, N, PE), with remote indication contact. Can be used in potentially explosive areas in zone 2.

Product Description

Device protection with interference filter



Key Commercial Data

Packing unit	1 pc
Weight per Piece (excluding packing)	620.0 g
Custom tariff number	85363010
Country of origin	Germany

Technical data

Dimensions

Height	93 mm
Width	112 mm
Depth	79 mm

Ambient conditions

Degree of protection	IP20
Ambient temperature (operation)	-25 °C ... 60 °C
Ambient temperature (storage/transport)	-40 °C ... 85 °C

General

Standards/specifications	IEC 61643-1 2005
	EN 61643-11/A11 2007
	UL 1449 ed. 3: 2006 T4 for type 2
	UL 1283 ed. 5: 2005
IEC test classification	III

EMC filter surge protection device - SFP 1-10/120AC/EX - 2905218

Technical data

General

	T3
EN type	T3
Mounting type	DIN rail: 35 mm
Color	black
	silver
Housing material	Aluminum
Flammability rating according to UL 94	V-0
Type	Rail-mountable module, one-piece
Number of positions	2
Surge protection fault message	Optical, remote indicator contact
For country-specific use in	USA, CN, BR

Protective circuit

Nominal frequency f_N	50 Hz
	60 Hz
Maximum continuous operating voltage U_C (L-N)	150 V AC
Maximum continuous operating voltage U_C (L-PE)	150 V AC
Nominal current I_N	10 A (62°C)
Rated load current I_L	10 A (62°C)
Residual current I_{PE}	≤ 0.5 mA
Nominal discharge current I_n (8/20) μ s (L-N)	3 kA
Nominal discharge current I_n (8/20) μ s (L-PE)	3 kA
Operating effective current I_C at U_C	≤ 10 mA
Max. discharge current I_{max} (8/20) μ s maximum (L-N)	10 kA
Max. discharge current I_{max} (8/20) μ s maximum (L-PE)	10 kA
Combination wave U_{OC}	6 kV (3 kA)
Energy absorption symmetrical	170 J
Energy absorption, asymmetrical	2x 170 J
Voltage protection level U_p (L-N)	≤ 450 V (at 6 kV/3 kA)
Voltage protection level U_p (L-PE)	≤ 450 V (at 6 kV/3 kA)
Voltage protection level U_p (N-PE)	≤ 450 V (at 6 kV/3 kA)
Residual voltage at I_n , (L-N)	≤ 450 V
Residual voltage at I_n , (L-PE)	≤ 450 V
Residual voltage at I_n , (N-PE)	≤ 450 V
Response time t_A (L-N)	≤ 25 ns
Response time t_A (L-PE)	≤ 25 ns
Response time t_A (N-PE)	≤ 25 ns

EMC filter surge protection device - SFP 1-10/120AC/EX - 2905218

Technical data

Protective circuit

Inductivity in series	2x 1 mH \pm 30 % (with current compensation)
Capacity (L-N)	2 μ F \pm 10 % (X2, FOW X2-250V)
Capacity (L-PE)	2.2 nF \pm 20 % (Y, FOW X2-250V)
Capacity (L-PEN)	2.2 nF \pm 20 % (Y, FOW X2-250V)
Max. required back-up fuse	20 A (gL / gG)
	20 A (MCB, > 125 V, AIC: 14 kA)
Input attenuation aE, sym.	typ. 40 dB (\geq 500 kHz / 50 Ω)
Input attenuation aE, asym.	typ. 30 dB (\geq 1 MHz / 50 Ω)

Indicator/remote signaling

Connection name	Remote fault indicator contact
Switching function	PDT contact
Connection method	Pluggable screw connection
Screw thread	M2
Tightening torque	0.25 Nm
Stripping length	7 mm
Conductor cross section flexible min.	0.14 mm ²
Conductor cross section flexible max.	1.5 mm ²
Conductor cross section solid min.	0.14 mm ²
Conductor cross section solid max.	1.5 mm ²
Conductor cross section AWG min.	28
Conductor cross section AWG max.	16

Connection data

Connection name	Input/output
Connection method	Screw terminal blocks
Conductor cross section flexible min.	2.5 mm ²
Conductor cross section flexible max.	4 mm ²
Conductor cross section solid min.	2.5 mm ²
Conductor cross section solid max.	6 mm ²
Screw thread	M3
Tightening torque	0.5 Nm ... 0.6 Nm
	5 lb _f -in. ... 7 lb _f -in.
Stripping length	8 mm

Protective circuit, filter

Discharge resistor	\leq 390 k Ω
--------------------	-----------------------

EMC filter surge protection device - SFP 1-10/120AC/EX - 2905218

Classifications

eCl@ss

eCl@ss 5.1	27130801
eCl@ss 6.0	27130806

Approvals

Approvals

Approvals


UL Recognized / cUL Recognized / CSAus / CSA / cULus Recognized / cCSAus


Ex Approvals

UL Recognized / cUL Recognized / cULus Recognized

Approvals submitted


Approval details

UL Recognized 

cUL Recognized 

CSAus

CSA

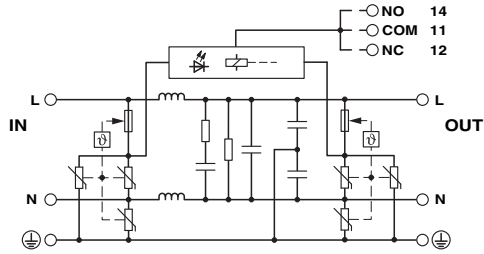
cULus Recognized 

cCSAus

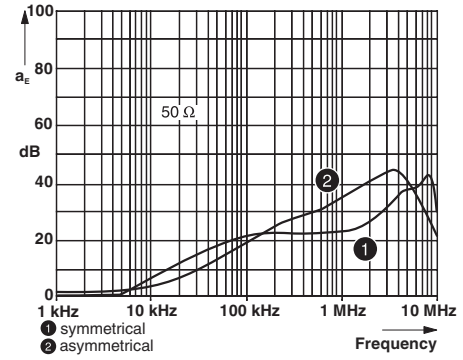
Drawings

EMC filter surge protection device - SFP 1-10/120AC/EX - 2905218

Circuit diagram



Diagram



Dimensional drawing

