

阅读申明

- 1.本站收集的数据手册和产品资料都来自互联网，版权归原作者所有。如读者和版权方有任何异议请及时告之，我们将妥善解决。
- 2.本站提供的中文数据手册是英文数据手册的中文翻译，其目的是协助用户阅读，该译文无法自动跟随原稿更新，同时也可能存在翻译上的不当。建议读者以英文原稿为参考以便获得更精准的信息。
- 3.本站提供的产品资料，来自厂商的技术支持或者使用者的心得体会等，其内容可能存在描述上的差异，建议读者做出适当判断。
- 4.如需与我们联系，请发邮件到marketing@iczoom.com，主题请标有“数据手册”字样。

Read Statement

1. The datasheets and other product information on the site are all from network reference or other public materials, and the copyright belongs to the original author and original published source. If readers and copyright owners have any objections, please contact us and we will deal with it in a timely manner.
2. The Chinese datasheets provided on the website is a Chinese translation of the English datasheets. Its purpose is for reader's learning exchange only and do not involve commercial purposes. The translation cannot be automatically updated with the original manuscript, and there may also be improper translations. Readers are advised to use the English manuscript as a reference for more accurate information.
3. All product information provided on the website refer to solutions from manufacturers' technical support or users the contents may have differences in description, and readers are advised to take the original article as the standard.
4. If you have any questions, please contact us at marketing@iczoom.com and mark the subject with "Datasheets" .

SmartSlice I/O

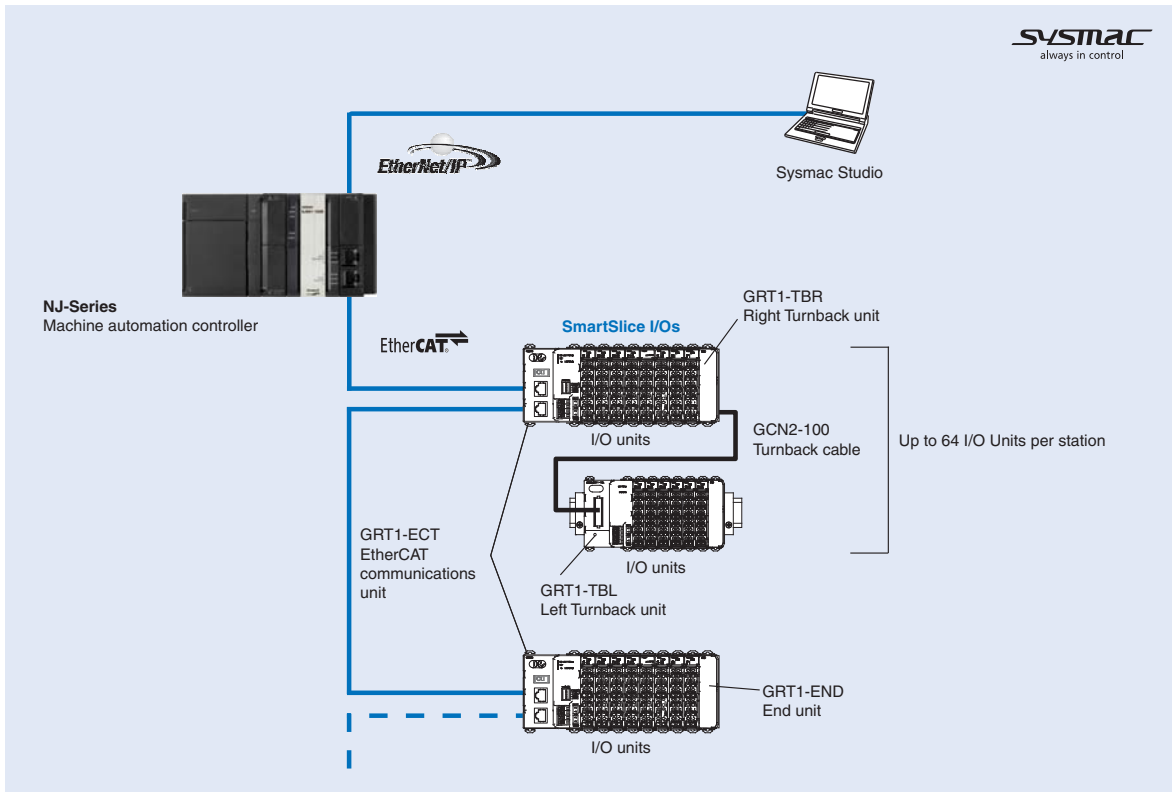
Plug-and-Play I/O

Remote I/O with digital and analogue I/O units, relay outputs and configurable temperature inputs. All SmartSlice units feature screwless 'push-in' I/O wiring, detachable I/O connector, and hot-swap capability. The EtherCAT 'coupler' automatically scans the connected I/O units at startup. The NJ-Series controller will verify the detected configuration against the registered configuration at startup.

- Up to 64 I/O units per station
- Screwless wiring
- Automatic I/O assignment
- Easy configuration backup
- Hot-swap with auto-restore
- Optional address setting



System Configuration



Specifications/Wiring

General Specifications

Common SmartSlice Specifications	
Unit power supply voltage	24 VDC (20.4 to 26.4 VDC)
I/O power supply voltage	24 VDC (20.4 to 26.4 VDC)
I/O connection	Screwless push-in technology
Noise immunity	Conforms to IEC61000-4-4, 2.0 kV (power supply line)
Vibration resistance	10 to 60 Hz: 0.7 mm double amplitude 60 to 150 Hz: 50 m/s ²
Shock resistance	150 m/s ² , 3 times in each direction
Dielectric strength	500 VAC (between isolated circuits)
Insulation resistance	20 MΩ min. (between isolated circuits)
Ambient operating temperature	-10 to 55°C (with no icing or condensation)
Ambient operating humidity	25% to 85%
Operating environment	No corrosive gases
Ambient storage temperature	-25 to 65°C (with no icing or condensation)
Mounting	35 mm DIN rail

Communication Units

Model name	GRT1-ECT
Network Specification	EtherCAT for Sysmac (NJ)
Network connector	2 x RJ45
Network interface power supply	External 24 VDC (+10% - 15%)
Number of I/O points	1,024 inputs and outputs max. (128 bytes total)
Number of connectable Units	64 SmartSlice I/O Units max.
I/O power supply	24 VDC, 4 A max.
Status flags	1 word for Communications Unit status flag
Parameter backup and restore	Up to 2 KB of data per I/O Unit

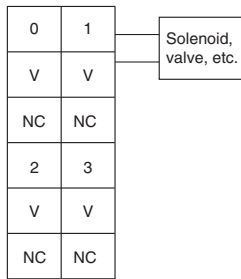
Digital Input Units

Model name	GRT1-ID4	GRT1-ID4-1	GRT1-ID8	GRT1-ID8-1
Signal type	DC input (for sinking outputs, NPN type)	DC input (for sourcing outputs, PNP type)	DC input (for sinking outputs, NPN type)	DC input (for sourcing outputs, PNP type)
Number of input points	4 inputs		8 inputs	
Power terminals	4 x V (24 V) + 4 x G (0 V)		4 x G (0 V)	4 x V (24 V)
ON voltage	15 VDC min.			
ON current	6 mA max./point (at 24 VDC)		4 mA max./point (at 24 VDC)	
OFF voltage	5 VDC max.			
OFF current	1 mA max.			
ON delay / OFF delay	1.5 ms max.			

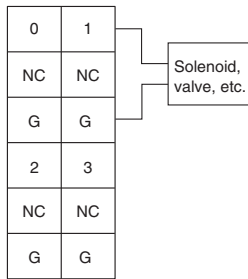
Model name	GRT1-IA4-1	GRT1-IA4-2
Signal type	AC input, 110 V	AC input, 230 V
Number of input points	4 inputs	
Power terminals	None	
Input voltage	100 to 120 VAC -15% to +10%, 50/60 Hz	200 to 240 VAC -15% to +10%, 50/60 Hz
ON voltage	70 VAC min.	120 VAC min.
ON current	4 mA min.	
OFF voltage	20 VAC max.	
OFF current	2 mA max.	
ON delay / OFF delay	10 ms max./55 ms max.	10 ms max./40 ms max.

Model name	GRT1-OD8	GRT1-OD8-1	GRT1-OD8G-1	GRT1-ROS2
Signal type	Transistor output (NPN type, sinking)	Transistor output (PNP type, sourcing)	Transistor output (PNP type, sourcing), with short-circuit protection	Relay output (normally open)
Number of output points	8 outputs			2 outputs (with 2 terminals per connection)
Power terminals	4 x V (24 V)	4 x G (0 V)		n.a.
Rated voltage	24 VDC (20.4 to 26.4 VDC)			250 VAC / 24 VDC
Rated output current	500 mA max./point			2 A (min. 1 mA @ 5 VDC)
Residual voltage	1.2 VDC max. (at 500 mA)			-
Leakage current	0.1 mA max.			-
ON delay / Off delay	0.5 / 1.5 ms max.			15 ms max.
Mechanical life expectancy	-			20,000,000 times min.
Electrical life expectancy	-			100,000 times min.

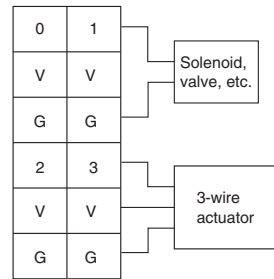
GRT1-OD4



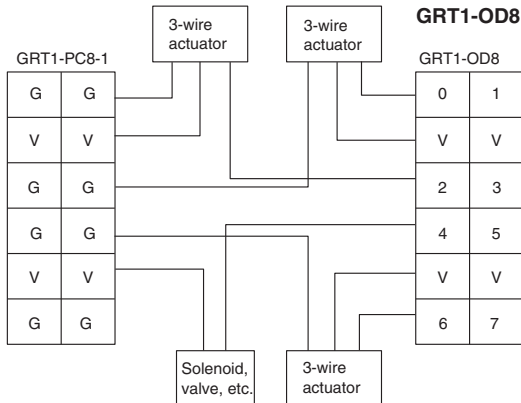
GRT1-OD4-1



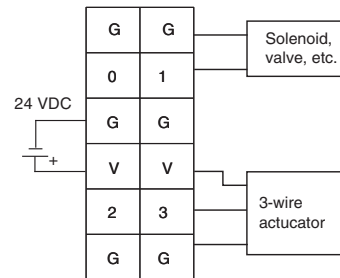
GRT1-OD4G-1 (PNP)



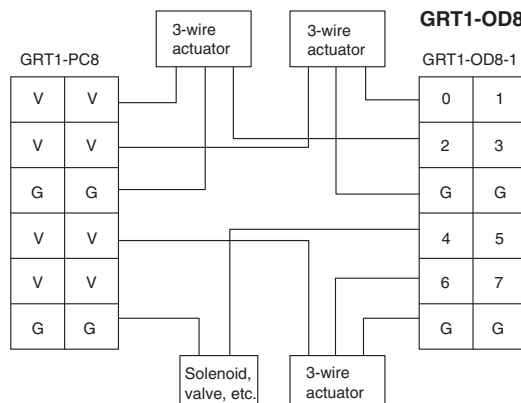
GRT1-OD8 (NPN)



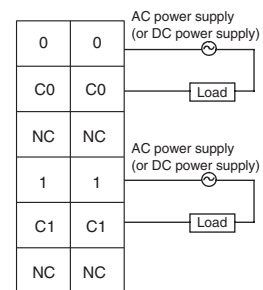
GRT1-OD4G-3 (PNP)



GRT1-OD8(G)-1 (PNP)



GRT1-ROS2

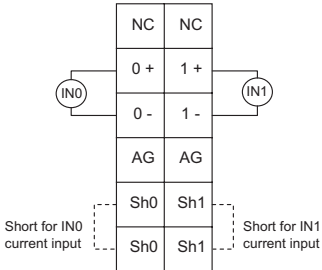


Analog I/O Units

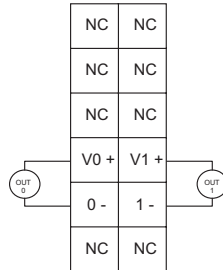
Model name	GRT1-AD2	GRT1-DA2V	GRT1-DA2C
Signal type	Analog Input: 0-20mA, 4-20mA, ±10V, 0-10V, 0-5V, 1-5V	Analog Output: ±10V, 0-10V, 0-5V, 1-5V	Analog Output: 0-20mA, 4-20mA,
Number of points	2 inputs	2 outputs	
Resolution	1/6000 full scale		
Conversion time	2ms / 2points		

Model name	GRT1-TS2P	GRT1-TS2PK	GRT1-TS2T
Signal type	Temperature input, Pt100, (2-wire, 3-wire)	Temperature input, Pt1000, (2-wire, 3-wire)	Thermocouple, R, S, K, J, T, E, B, N, L, U, W, or PL2
Number of points	2 inputs		
Indication range	-200 to +200 °C / -200 to +850 °C		Depends on thermocouple type
Accuracy	±0.3% of PV or ±0.8 °C* (whichever is larger) ±1 digit max. * (or ±0.5 °C for -200 °C to +200 °C input range)		±2°C ±1 digit max. Mounting restrictions apply. See Operation Manual W455
Resolution	0.1 °C, 16-bit signed integer, or 0.01 °C, 32-bit signed double integer		
Conversion time	250 ms / 2 points		

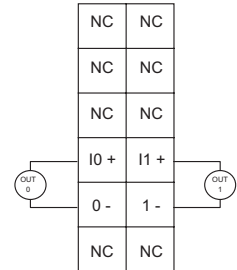
GRT1-AD2



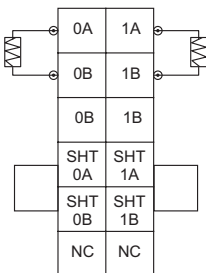
GRT1-DA2V



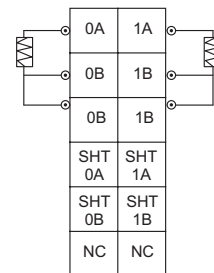
GRT1-DA2C



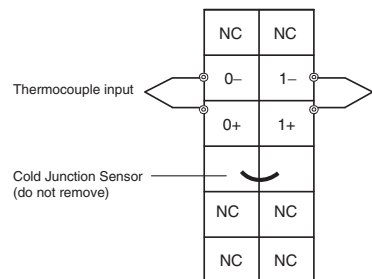
GRT1-TS2P/PK (2-wire)



GRT1-TS2P/PK (3-wire)



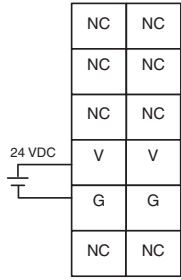
GRT1-TS2T



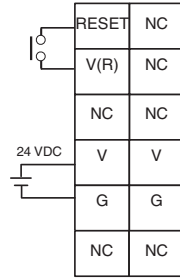
SmartSlice I/O

Power Feed and Distribution Units

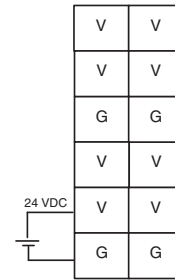
GRT1-PD2



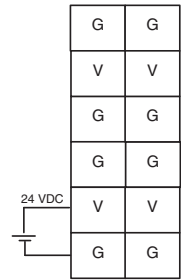
GRT1-PD2G



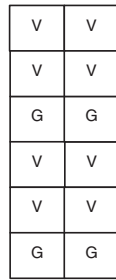
GRT1-PD8



GRT1-PD8-1



GRT1-PC8

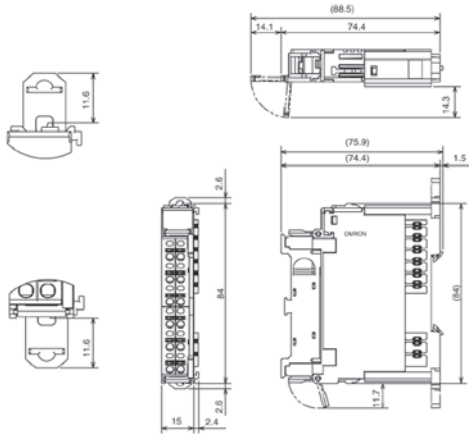


GRT1-PC8-1



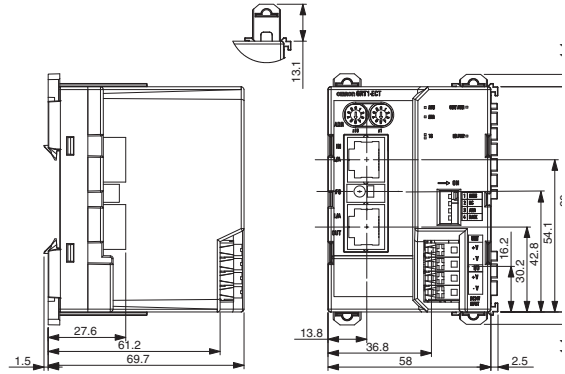
Dimensions

I/O-units



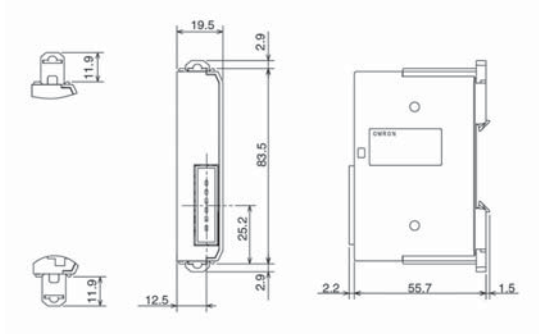
Communication Units

GRT1-ECT



End units

- GRT1-END
- GRT1-END-M
- GRT1-TBR



- System Configuration
- Machine Automation Controller
- Automation Software
- System Configuration
- AC Servomotors/ Servo Drives
- Specifications
- Multi-function Compact Inverter
- Wiring
- Dimensions
- Vision Sensor
- Remote I/O Terminals
- Ordering Information