

## 阅读申明

- 1.本站收集的数据手册和产品资料都来自互联网，版权归原作者所有。如读者和版权方有任何异议请及时告之，我们将妥善解决。
- 2.本站提供的中文数据手册是英文数据手册的中文翻译，其目的是协助用户阅读，该译文无法自动跟随原稿更新，同时也可能存在翻译上的不当。建议读者以英文原稿为参考以便获得更精准的信息。
- 3.本站提供的产品资料，来自厂商的技术支持或者使用者的心得体会等，其内容可能存在描述上的差异，建议读者做出适当判断。
- 4.如需与我们联系，请发邮件到marketing@iczoom.com，主题请标有“数据手册”字样。

## Read Statement

1. The datasheets and other product information on the site are all from network reference or other public materials, and the copyright belongs to the original author and original published source. If readers and copyright owners have any objections, please contact us and we will deal with it in a timely manner.
2. The Chinese datasheets provided on the website is a Chinese translation of the English datasheets. Its purpose is for reader's learning exchange only and do not involve commercial purposes. The translation cannot be automatically updated with the original manuscript, and there may also be improper translations. Readers are advised to use the English manuscript as a reference for more accurate information.
3. All product information provided on the website refer to solutions from manufacturers' technical support or users the contents may have differences in description, and readers are advised to take the original article as the standard.
4. If you have any questions, please contact us at marketing@iczoom.com and mark the subject with "Datasheets" .

# EI SERIES

## CURRENT CONTROL RELAY

UL cUL listed



- **3 Product Types for Measurement Accuracy**
- **Under or Over Current - Selectable**
- **Space Saving 22.5mm Wide**
- **DIN-Rail / Surface Mount**

Three product types; EIL (2 to 500 mA), EIH (.1 to 10A) and EIT (10 to 100A with current transformers) provide selectable over or under current control.

**AC/DC control without memory.**

When the value of the controlled current, either AC or DC, reaches the threshold displayed on the front face, the output relay change state at the end of time delay T1. It returns to the initial state instantly when the current drops below the hysteresis threshold, or when the power supply is disconnected.

**AC/DC control with memory.**

When the value of the controlled current reaches the displayed threshold, the output relay changes status at the end of time period T1 and remains locked in this position. To reset the memory function the auxiliary supply must be disconnected.

**Over-current function (UPPER).**

The power-on time delay T2 prevents current peaks due to motor starting. The delay on upward crossing of threshold T1 provides immunity to transients and other interference, thereby preventing spurious triggering of the output relay.

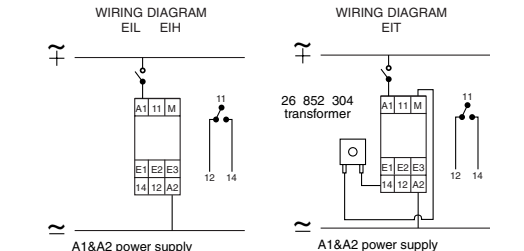
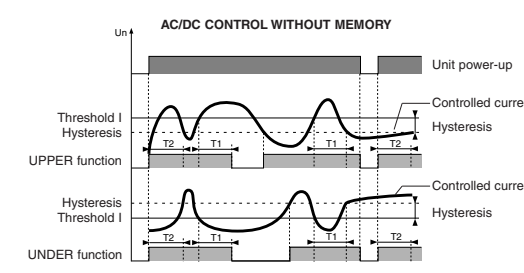
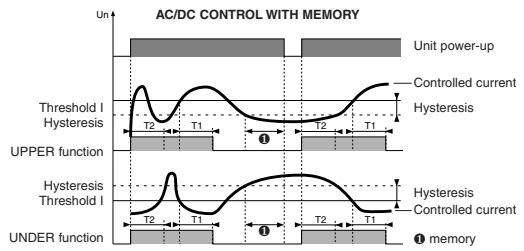
**Under-current function (UNDER).**

The power-on delay T2 prevents the occurrence of current troughs. The delay on downward crossing of threshold T1 provides immunity to random dips, thereby preventing spurious triggering of the output relay.

*Note: In underload function, the absolute value of the hysteresis cannot be greater than the measurement range maximum.*

**SPECIFICATIONS:**

- Input power** . . . . . 24 VDC, 24, 110 to 230 VAC  
±15%, 50/60 Hz
- Power Consumption** . . . . . 3 VA
- Hysteresis Selection** . . . . . 5 to 50% of Displayed Threshold
- Threshold Value** . . . . . 10 to 100% of Measurement Range
- Setting Accuracy-Threshold** . . . . . ±10%
- Repeat Accuracy** . . . . . ±0.1% with constant parameters
- Voltage drift** . . . . . ±0.1% (±10% of input voltage)
- Temperature drift** . . . . . ±0.02%
- Power up delay T2** . . . . . 1 s to 20 s, ±30%
- Delay on threshold overrun T1** . . . . . 0.1 s to 3 s, ±20%
- Output relay** . . . . . SPDT Relay
- Contact Material** . . . . . AgCdO
- Maximum Loading** . . . . . 8A AC resist
- Operating temperature** . . . . . to 140°F, -20°C to 60°C
- Storage temperature** . . . . . -30°C to 70°C
- Weight** . . . . . (140g)



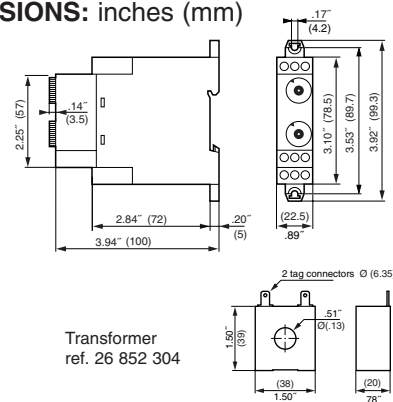
	Types	EIL			EIH			EIT
		Inputs	E1-M	E2-M	E3 M	E1-M	E2-M	E3 M
Measurement range	Sensitivity	2 to 20 mA	10 to 100 mA	50 to 500 mA	.01 to 1 A	.5 to 5 A	1 to 10 A	10 to 100 A
	Input resistance	5 Ω	1 Ω	0.2 Ω	0.1 Ω	0.02 Ω	0.01 Ω	20 Ω

*Note: 24VDC input power version. The input voltage and the measured current must be from separate sources. The "negative" poles of the auxiliary power supply and the measurement circuit are connected inside the unit*

**PART NUMBER FOR ORDERING**

Type	EIL	EIH	EIT
Measurement range	2 to 500 mA	0.1 to 10 A	10 to 100 A
Supply voltage			with current transformer
24 VDC	84 871 020	84 871 030	84 871 040
24 VAC	84 871 021	84 871 031	84 871 041
48 VAC	84 871 022	84 871 032	84 871 042
120 VAC	84 871 023	84 871 033	84 871 043
230 VAC	84 871 024	84 871 034	84 871 044
Current transformer			26 852 304

**DIMENSIONS: inches (mm)**



Products and specifications subject to change without notice.  
Consult factory for application assistance.