

## 阅读申明

- 1.本站收集的数据手册和产品资料都来自互联网，版权归原作者所有。如读者和版权方有任何异议请及时告之，我们将妥善解决。
- 2.本站提供的中文数据手册是英文数据手册的中文翻译，其目的是协助用户阅读，该译文无法自动跟随原稿更新，同时也可能存在翻译上的不当。建议读者以英文原稿为参考以便获得更精准的信息。
- 3.本站提供的产品资料，来自厂商的技术支持或者使用者的心得体会等，其内容可能存在描述上的差异，建议读者做出适当判断。
- 4.如需与我们联系，请发邮件到marketing@iczoom.com，主题请标有“数据手册”字样。

## Read Statement

1. The datasheets and other product information on the site are all from network reference or other public materials, and the copyright belongs to the original author and original published source. If readers and copyright owners have any objections, please contact us and we will deal with it in a timely manner.
2. The Chinese datasheets provided on the website is a Chinese translation of the English datasheets. Its purpose is for reader's learning exchange only and do not involve commercial purposes. The translation cannot be automatically updated with the original manuscript, and there may also be improper translations. Readers are advised to use the English manuscript as a reference for more accurate information.
3. All product information provided on the website refer to solutions from manufacturers' technical support or users the contents may have differences in description, and readers are advised to take the original article as the standard.
4. If you have any questions, please contact us at marketing@iczoom.com and mark the subject with "Datasheets" .

swissbit®


Product fact sheet

**Industrial  
SLIM SATA SSD**  
M0-297A

**X-200s Series**

SATA II - 3.0Gb/s  
up to UDMA6 / MDMA2 / PIO4

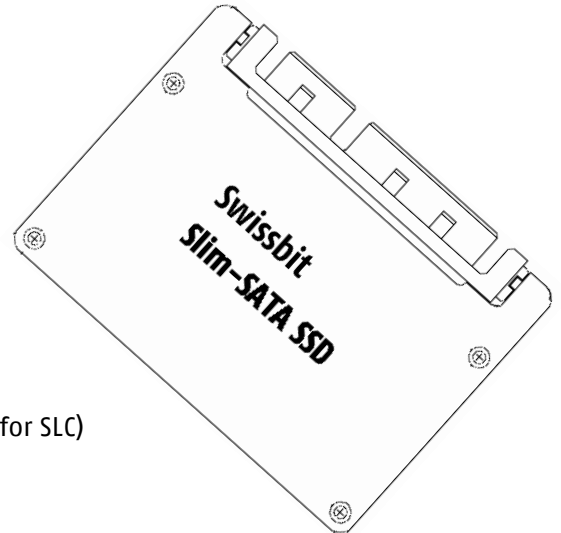
BU: Swissbit Group  
Date: 15 February 2011  
Revision: 0.80 preliminary  
X-200s\_fact\_sheet\_SA-VxBR\_Rev080.doc



# X-200s Solid State Drive Industrial SLIM SATA SSD (M0-297A) 2GByte up to 32GByte

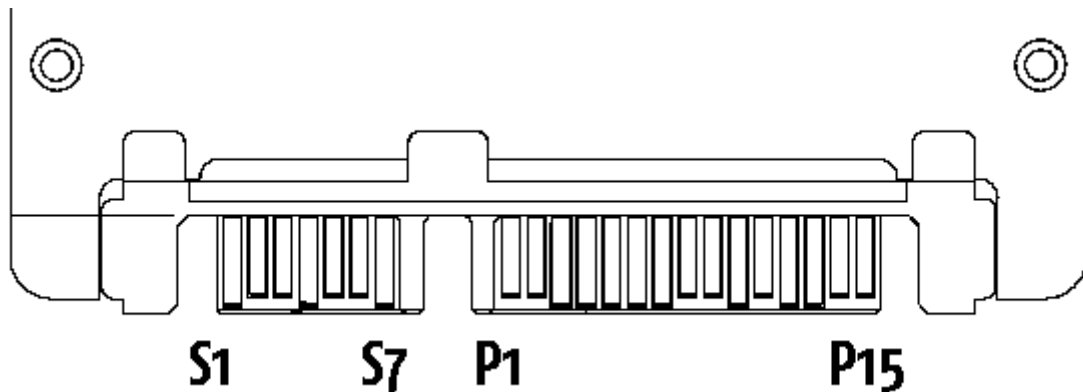
## Feature summary

- Form factor:
  - Jedec M0-297A sized Solid State Drive (SSD)
  - 54mm x 39mm x 4mm
- Interface:
  - SATA Rev 2.6 – 3Gbit/s (1.5Gbit/s compatible)
  - 7+15pin (SATA+power)
  - standard 2.5" SATA-connector
- Highly-integrated memory controller
  - max. UDMA6 supported
  - max. PIO mode 4, MDMA2 supported
  - SLC Nand Flash
  - Hardware BCH-code ECC (8 Bit correction per sector for SLC)
  - fix drive configuration
- Low-power CMOS technology
- 5V ± 10% power supply
- optional 3.3V± 5% power supply
- Low Power, less than 500mA
- No mechanical noise
- Activity LED output (P11) (optional can be NC on the module)
- Wear Leveling: active wear leveling of static and dynamic data  
The wear leveling assures that dynamic data as well as static data is balanced evenly across the memory. With that the maximum write endurance of the device is guaranteed.
- Write endurance: Due to intelligent wear leveling an even use of the entire flash is guaranteed, regardless how much "static" (OS) data is stored.  
Example: If the average file size is 10MByte and the total capacity is 8GByte, 80Mio write cycles can be performed.
- Data Retention: 10 years @ 10% life time
- High reliability
  - MTBF > 2,500,000 hours
  - Data reliability: < 1 non-recoverable error per 10<sup>14</sup> bits read
- High performance
  - Up to 300MB/s burst transfer rate in SATA II – 3.0Gb/sec
  - Sustained Write performance: up to 90MB/s
  - Sustained Read Performance: up to 105MB/s
- Available densities
  - 4GByte up to 32GByte (SLC NAND Flash)
- Temperature ranges
  - Commercial Temperature range                    0 ... +70°C
  - Industrial Temperature range                        -40 ... +85°C
- Controlled BOM
- RoHS compatible



## Pinout

The SLIM SATA connector is a standard SATA 7+15pin connector.



Pin	Assignment	Description
S1	GND	Signal ground
S2	A+	+ SATA differential receive signal
S3	A-	- SATA differential receive signal
S4	GND	Signal ground
S5	B-	- SATA differential transmit signal
S6	B+	+ SATA differential transmit signal
S7	GND	Signal ground
P1-P3	+3.3V	Optional 3.3V power supply *)
P4-P6	GND	Power Ground
P7-P9	+5V	Standard 5V power supply *)
P10	GND	Power Ground
P11	DA	Device activity / LED (optional)**)
P12	GND	Power Ground
P13-P15	+12V	No Connect

\*) Standard modules have only 5V power supply  
optional the modules can be ordered with 3.3V supply

\*\*\*) Device Activity Pin is low in idle mode and high (flickering) during data transfer.  
It can be optional disconnected on the module on request.

**Table 1: System Performance**

System Performance	4GB	8...32GB	Unit
Data transfer Rate (SATA burst)	3.0 (1.5)	3.0 (1.5)	Gbit/s
Sustained Read (max. measured)	115	110	MB/s
Sustained Write (max. measured)	45	90	

- All values refer to modules with 4x Toshiba Flash in UDMA mode 5, SATA 3.0Gbit/s, write/read data sequential 256 Sectors/Transfer command.
- Sustained speed depends on flash type and number, file size, and burst speed

**Table 2: Current consumption<sup>(1)</sup> at 5V ± 10%**

Current Consumption	typical	max	Unit
Write (UDMA6)	350	400	mA
Read (UDMA6)	250	350	
Standby	125	140	

- All values are typical at 25° C and nominal supply voltage and refer to 16GByte SSD module.

**Table 3: Environmental Specifications**

Environmental Specifications	Operating	Non Operating
Temperature (commercial)	0 to 70°C	-40 to 85°C
Temperature (industrial)	-40 to 85°C	-50 to 95°C
Humidity (non-condensing)	85% RH, at 85°C	max. 95% RH, at 85°C
Vibration (peak -to-peak)	20G Peak, 10...2000Hz	
Shock	1500G, 0.5ms duration, half sine wave	

**Table 4: Physical Dimensions**

Physical Dimensions		Unit
Width	54.0	mm
Height	39.8 (with connector)	
Thickness max.	4 (connector)	
Weight (typ.)	10	g

**Table 5: SSD capacity specification**

Capacity	Default_cylinders	Default_heads	Default_sectors track	Sectors_drive	Total addressable capacity (Byte)
4GB	7,814	16	63	7,876,512	4,032,774,144
8GB	15,628	16	63	15,753,024	8,065,548,288
16GB	16,383*)	16	63	31,506,432	16,131,293,184
32GB	16,383*)	16	63	62,586,880	32,044,482,560

\*) The CHS addressing is limited to about 8GB. Larger drives should be used in LBA mode.

**Table 6: System Reliability and Maintenance**

MTBF (at 25°C)	> 2,500,000 hours
Data Reliability	< 1 Non-Recoverable Error per 10 <sup>14</sup> bits Read

(1) Dependent on final system qualification data.

For more information on M0-297A mechanical standard, please visit JEDEC at [www.jedec.org](http://www.jedec.org).

For more information on Serial ATA Revision 2.6, please visit Serial ATA International Organization at [www.serialata.org](http://www.serialata.org)

## Why Swissbit?

Swissbit strives to create innovative technologies for future market opportunities utilizing a highly skilled in-house product research and development team. Swissbit maintains a marketing edge by continuing to manufacture world-class high quality memory products and providing customers with both high value and low cost of ownership achieved through efficient processes and procedures.