阅读申明

1.本站收集的数据手册和产品资料都来自互联网，版权归原作者所有。如读者和版权方有任何异议请及时告之，我们将妥善解决。
2.本站提供的中文数据手册是英文数据手册的中文翻译，其目的是协助用户阅读，该译文无法自动跟随原稿更新，同时也可能存在翻译上的不当。建议读者以英文原稿为参考以便获得更精准的信息。
3.本站提供的产品资料，来自厂商的技术支持或者使用者的心得体会等，其内容可能存在描叙上的差异，建议读者做出适当判断。
4.如需与我们联系，请发邮件到marketing@iczoom.com，主题请标有“数据手册”字样。

Read Statement

1. The datasheets and other product information on the site are all from network reference or other public materials, and the copyright belongs to the original author and original published source. If readers and copyright owners have any objections, please contact us and we will deal with it in a timely manner.

2. The Chinese datasheets provided on the website is a Chinese translation of the English datasheets. Its purpose is for reader’s learning exchange only and do not involve commercial purposes. The translation cannot be automatically updated with the original manuscript, and there may also be improper translations. Readers are advised to use the English manuscript as a reference for more accurate information.

3. All product information provided on the website refer to solutions from manufacturers’ technical support or users the contents may have differences in description, and readers are advised to take the original article as the standard.

4. If you have any questions, please contact us at marketing@iczoom.com and mark the subject with “Datasheets”.

Downloaded from www.iczoom.com

12 mm Square Two-in-One Rotary Potentiometers (Dual Type)

Type: **EVJC/EVJY**

Japan
Malaysia



■ Features

- Rectangular-shaped, automatic mounting type
- High tactile feedback
- Available for automatic dip soldering (Flux-proof structure)
- Highly reliable and dust-proof

■ Recommended Applications

- Audio Equipment
- Video Equipment
- Electronic Musical Instruments

■ Explanation of Part Numbers

1	2	3	4	5	6	7	8	9	10	11	12
E	V	J	C/Y								
Product Code			Specifications			Shaft Trims & Dimensions			Taper & Resistance		

■ Product Chart

Installation direction	Style	Height (H=mm)	Applications	Detent	Type
Horizontal	Without bushing	10.0	Volume control	Without detent	EVJC00
			Tone control	Without detent	EVJC30
				Midpoint	EVJC31
		12.5	Volume control	Without detent	EVJC90
			Tone control	Without detent	EVJC40
				Midpoint	EVJC41
	With bushing	10.0	Volume control	Without detent	EVJC20
			Tone control	Without detent	EVJC50
				Midpoint	EVJC51
		12.5	Volume control	Without detent	EVJCB0
			Tone control	Without detent	EVJCH0
				Midpoint	EVJCH1
	With sleeve	10.0	Volume control	Without detent	EVJC25
			Tone control	Without detent	EVJC55
				Midpoint	EVJC56
		12.5	Volume control	Without detent	EVJCB5
			Tone control	Without detent	EVJCH5
				Midpoint	EVJCH6
Vertical	Without bushing	—	Volume control	Without detent	EVJY00
			Tone control	Without detent	EVJY80
				Midpoint	EVJY81
	With bushing	—	Volume control	Without detent	EVJY10
			Tone control	Without detent	EVJY90
				Midpoint	EVJY91
	With sleeve	—	Volume control	Without detent	EVJY15
			Tone control	Without detent	EVJY95
				Midpoint	EVJY96

Design and specifications are each subject to change without notice. Ask factory for the current technical specifications before purchase and/or use.
Should a safety concern arise regarding this product, please be sure to contact us immediately.

■ Specifications

Classification	Item	
Applications	12 mm square Two-in-One	
Mechanical Specifications	Rotation Angle	300 °
	Rotation Torque	2 mN·m to 20 mN·m
	Shaft Stopper Strength	0.5 N·m min.
	Shaft Pull/Push Strength	80 N min.
	Shaft Inclination (Measured at the top of the shaft)	0.35 mm max.
	Bushing-Nut Tightening Torque	1 N·m max.
Electrical Specifications	Nominal Total Resistance	5 kΩ to 500 kΩ (Tolerance ±20 %)
	Taper	A, B, C, D, G, BH
	Power Rating	0.05 W (0 °C to 50 °C) For potentiometers operating in ambient temperatures above 50 °C, Rating should be derated in accordance with the figure on the right.

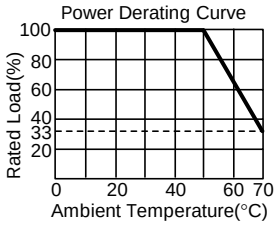

Residual Resistance

Nominal Total Resistance \ Type / Taper & Terminal	For general purpose (tone)				For volume control			
	A, B, D, G 1 to 2	B, C, G 2 to 3	A, D 2 to 3	C 1 to 2	A, B, D 1 to 2	A, B, D 2 to 3	C 1 to 2	C 2 to 3
5 kΩ < R < 50 kΩ	25 Ω max.		25 Ω max.		15 Ω max.	25 Ω max.		20 Ω max.
50 kΩ < R < 250 kΩ	25 Ω max.		50 Ω max.		15 Ω max.	50 Ω max.		20 Ω max.
250 kΩ < R < 500 kΩ	100 Ω max.		100 Ω max.		50 Ω max.	100 Ω max.		50 Ω max.

Maximum Attenuation (for volume control, taper A, B, D)

Nominal total resistance	Max. Attenuation	Insertion loss
5 kΩ < R < 10 kΩ	–65 dB max.	0.1 dB max.
10 kΩ < R < 50 kΩ	–72 dB max.	
50 kΩ < R < 100 kΩ	–82 dB max.	
100 kΩ < R	–92 dB max.	

Electrical Specifications	Tracking	For volume control within ±3 dB at –40 to 0 dB For Tone control within ±3 dB at midpoint
	Insulation Resistance	100 MΩ min. at 250 Vdc
	Dielectric Withstand Voltage	300 Vac for 1 minute
	Noise Level	47 mV max. Apply 20 V (When Voltage Rating < 20 V, use the rated voltage.) Rotate shaft at 30 r/min.
Endurance	Operating Life ✻1	15000 cycles min.

Minimum Quantity/Packing Unit ✻2	80 pcs. (Tray Pack)	L≦20.0 mm
	60 pcs. (Tray Pack)	L>20.0 mm
Packing Unit ✻2	800 pcs.	L≦20.0 mm
	600 pcs.	L>20.0 mm

✻1 : No direct current should be applied.
✻2 : With bushing : L=L+7.5 mm

Design and specifications are each subject to change without notice. Ask factory for the current technical specifications before purchase and/or use.
Should a safety concern arise regarding this product, please be sure to contact us immediately.

■ Dimensions in mm (not to scale)

for Volume : EVJC00, EVJC90
for Tone : EVJC30, EVJC40 (without detent)
● Horizontal, without Bushing ..... EVJC31, EVJC41 (with detent)

No. 1



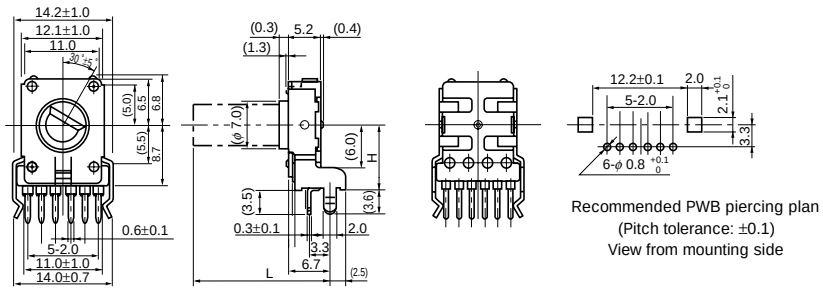

for Volume : EVJC20, EVJCB0
for Tone : EVJC50, EVJCH0 (without detent)
● Horizontal, with Bushing ..... EVJC51, EVJCH1 (with detent)

No. 2



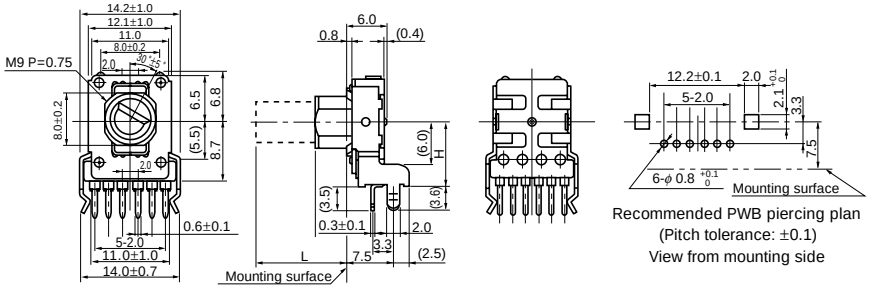

for Volume : EVJC25, EVJCB5
for Tone : EVJC55, EVJCH5 (without detent)
● Horizontal, with Sleeve..... EVJC56, EVJCH6 (with detent)

No. 3

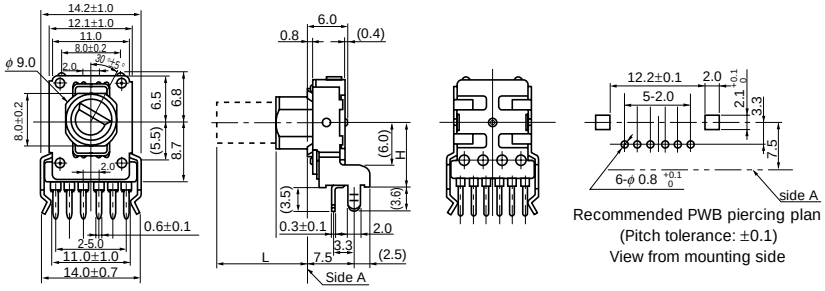

for Volume : EVJY00
for Tone : EVJY80 (without detent)
● Vertical, without Bushing ..... EVJY81 (with detent)

No. 4



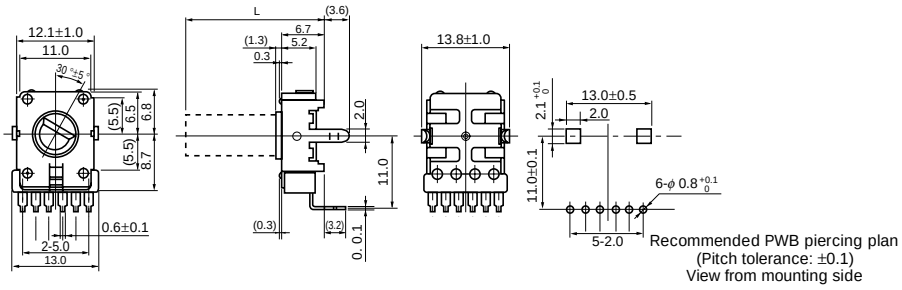

Design and specifications are each subject to change without notice. Ask factory for the current technical specifications before purchase and/or use.
Should a safety concern arise regarding this product, please be sure to contact us immediately.

for Volume : EVJY10
for Tone : EVJY90 (without detent)
● Vertical, with Bushing ..... EVJY91 (with detent)

No. 5

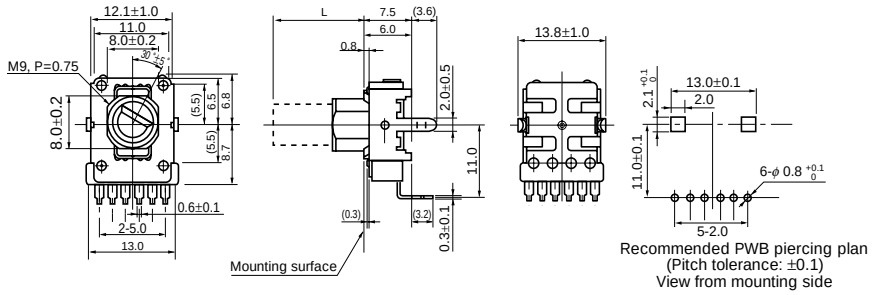

for Volume : EVJY15
for Tone : EVJY95 (without detent)
● Vertical, with Sleeve ..... EVJY96 (with detent)

No. 6

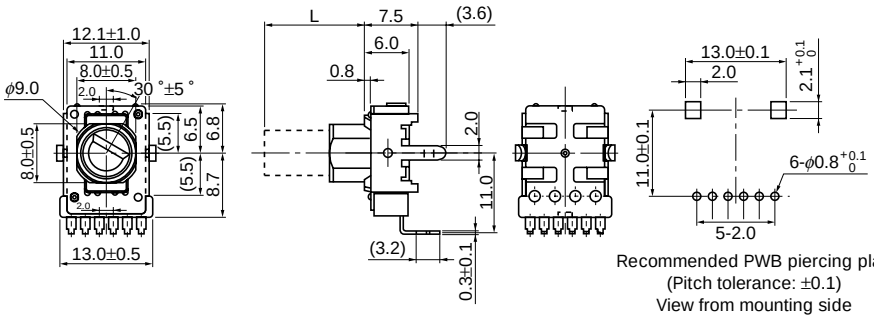

■ Circuit Diagram and PWB Piercing Plan

	Volume control without tap	With tap	Tone control
Relation of mounting holes and terminals	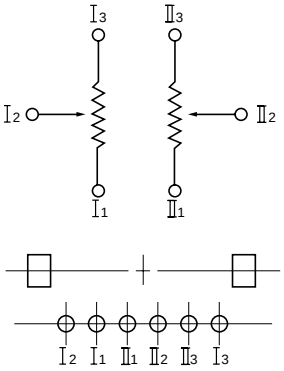	———	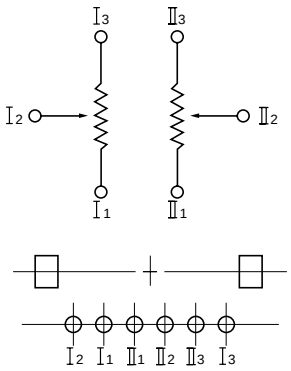

Notes:
1. I=Resistor 1, II=Resistor 2
2. Relation of mounting holes and terminals. Refer to each piercing plan for dimensions.
3. View from mounted part side.

■ Shaft Trims and Dimensions in mm

Dimensions	Trim Position
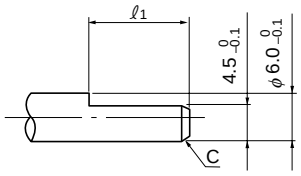	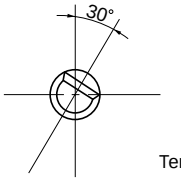

Note: The drawing at full CCW position

Style			Dimensions in mm			
			Shaft			Bushing, Sleeve
			L	ℓ_1	Corner cut	ℓ_2
without Bushing	Horizontal	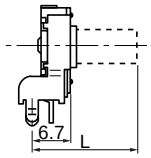	15.0	4.5	C0.5	—
			20.0	7.0	C1.0	—
			25.0	12.0	C1.0	—
			30.0	12.0	C1.0	—
	Vertical	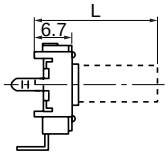	15.0	4.5	C0.5	—
			20.0	7.0	C1.0	—
			25.0	12.0	C1.0	—
			30.0	12.0	C1.0	—
with Bushing or with Sleeve	Horizontal	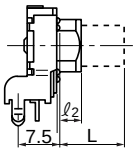	12.5	7.0	C1.0	5.0
			15.0	7.0	C1.0	5.0
			17.5	12.0	C1.0	5.0
			20.0	12.0	C1.0	5.0, 7.0
			22.5	12.0	C1.0	5.0, 7.0
	Vertical	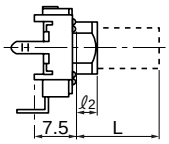	12.5	7.0	C1.0	5.0
			15.0	7.0	C1.0	5.0
			17.5	12.0	C1.0	5.0
			20.0	12.0	C1.0	5.0, 7.0
			22.5	12.0	C1.0	5.0, 7.0

Design and specifications are each subject to change without notice. Ask factory for the current technical specifications before purchase and/or use.
Should a safety concern arise regarding this product, please be sure to contact us immediately.