


阅读申明

- 1.本站收集的数据手册和产品资料都来自互联网，版权归原作者所有。如读者和版权方有任何异议请及时告之，我们将妥善解决。
- 2.本站提供的中文数据手册是英文数据手册的中文翻译，其目的是协助用户阅读，该译文无法自动跟随原稿更新，同时也可能存在翻译上的不当。建议读者以英文原稿为参考以便获得更精准的信息。
- 3.本站提供的产品资料，来自厂商的技术支持或者使用者的心得体会等，其内容可能存在描述上的差异，建议读者做出适当判断。
- 4.如需与我们联系，请发邮件到marketing@iczoom.com，主题请标有“数据手册”字样。

Read Statement

1. The datasheets and other product information on the site are all from network reference or other public materials, and the copyright belongs to the original author and original published source. If readers and copyright owners have any objections, please contact us and we will deal with it in a timely manner.
2. The Chinese datasheets provided on the website is a Chinese translation of the English datasheets. Its purpose is for reader's learning exchange only and do not involve commercial purposes. The translation cannot be automatically updated with the original manuscript, and there may also be improper translations. Readers are advised to use the English manuscript as a reference for more accurate information.
3. All product information provided on the website refer to solutions from manufacturers' technical support or users the contents may have differences in description, and readers are advised to take the original article as the standard.
4. If you have any questions, please contact us at marketing@iczoom.com and mark the subject with "Datasheets" .



Features

- Recommended for reflow processing
- Rotor design compatible with pick and place and automatic adjustment equipment
- Supplied in 8 mm embossed tape, compatible with automatic assembly equipment
- Carbon element



Model TC73 is currently available, although not recommended for new designs. [Model TC33](#) is preferred.

- RoHS compliant* - see [processing information on lead free surface mount trimmers](#)

TC73 - Trimming Potentiometer

Electrical Characteristics

Standard Resistance Range 500 to 1 megohm
 (see standard resistance table)
 Resistance Tolerance ±30 % std.
 Absolute Minimum Resistance
 ≤ 1K Ohms 20 ohms max.
 >1K Ohms 2 % max. of TR
 Contact Resistance Variation
 5 % max.
 Resolution Infinite
 Adjustment Angle 260 ° ±20 °(-2)

Environmental Characteristics

Power Rating (50 VDC max.)
 50 °C 0.05 watt
 Temperature Range -25 °C to +85 °C
 Temperature Coefficient ... ±250 ppm/°C
 Humidity 95 %RH
 500 hours
 TRS max. +15 % to -2 %
 Load Life
@ 50 °C rated power 500 hours
 TRS ±5 %
 Rotational Cycling 20 turns
 TRS ±20 %

Physical Characteristics

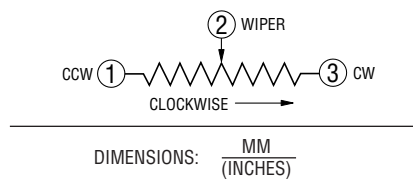
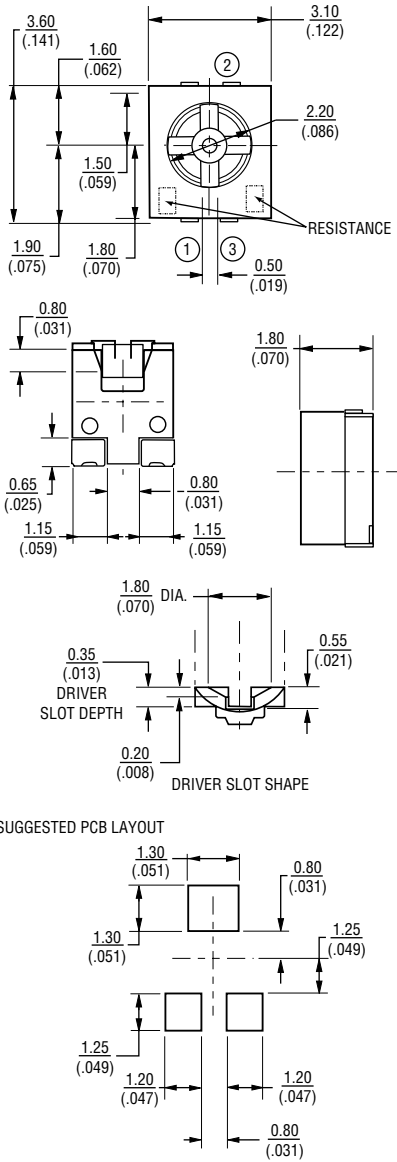
Torque 10-150 g-cm max.
 Mechanical Angle
 -1 260 ° ± 20 °
 -2 Continuous
 Electrical Angle
 Both 260 ° nom.
 Marking Part marking code
 Standard Packaging
 2000 pcs./7 " reel

Soldering Process

Hand Soldering... Soldering Iron of 20 W or less controlled at 280 °C for about 3 sec. while applying solder
 Reflow Soldering Peak temperature or reflow oven should be set to 240 °C max.

Product Dimensions

TC73X/W-2



How To Order

TC73 X - 1 - 103 E

Model _____
 Style _____
 Orientation of Parts In Tape:
 Style X: Terminals Away From Sprocket Holes
 Style W: Terminals in direction to sprocket holes (preferred)
 Standard or Modified Product Indicator _____
 1 = Mechanical rotation stop (preferred)
 2 = Continuous
 Resistance Code _____
 Embossed Tape Designator _____
 E = 2000 pcs. per reel, 8 mm tape
 Consult factory for other available options.

Standard Resistance Table

Resistance (Ohms)	Part Marking Code	Resistance Code
500	52	501
1,000	13	102
2,000	23	202
5,000	53	502
10,000	14	103
20,000	24	203
50,000	54	503
100,000	15	104
200,000	25	204
500,000	55	504
1,000,000	16	105

Popular distribution resistance values listed in boldface. Special resistances available.