

阅读申明

- 1.本站收集的数据手册和产品资料都来自互联网，版权归原作者所有。如读者和版权方有任何异议请及时告之，我们将妥善解决。
- 2.本站提供的中文数据手册是英文数据手册的中文翻译，其目的是协助用户阅读，该译文无法自动跟随原稿更新，同时也可能存在翻译上的不当。建议读者以英文原稿为参考以便获得更精准的信息。
- 3.本站提供的产品资料，来自厂商的技术支持或者使用者的心得体会等，其内容可能存在描述上的差异，建议读者做出适当判断。
- 4.如需与我们联系，请发邮件到marketing@iczoom.com，主题请标有“数据手册”字样。

Read Statement

1. The datasheets and other product information on the site are all from network reference or other public materials, and the copyright belongs to the original author and original published source. If readers and copyright owners have any objections, please contact us and we will deal with it in a timely manner.
2. The Chinese datasheets provided on the website is a Chinese translation of the English datasheets. Its purpose is for reader's learning exchange only and do not involve commercial purposes. The translation cannot be automatically updated with the original manuscript, and there may also be improper translations. Readers are advised to use the English manuscript as a reference for more accurate information.
3. All product information provided on the website refer to solutions from manufacturers' technical support or users the contents may have differences in description, and readers are advised to take the original article as the standard.
4. If you have any questions, please contact us at marketing@iczoom.com and mark the subject with "Datasheets" .

Features

Regulated Converters

- Compact AC-DC Power Supply
- 15 Watt PCB Mount Package
- Universal Input Voltage Range
- 4000VAC Isolation
- Low Output Ripple and Noise
- Short Circuit Protected
- UL-60601 Certified for Medical Applications

Description

Compact switching power module for PCB or DIN-rail mounting with medical certification UL-60601-1.

Selection Guide

Part Number	Input Range (VAC)	Output Voltage (VDC)	Output Current (mA)	Efficiency (%)
RAC15-3.3SB	85-264	3.3	3000	74
RAC15-05SB	85-264	5	3000	78
RAC15-09SB	85-264	9	1666	79
RAC15-12SB	85-264	12	1250	81
RAC15-15SB	85-264	15	1000	81
RAC15-24SB	85-264	24	625	83
RAC15-05DB	85-264	±5	±1500	78
RAC15-12DB	85-264	±12	±625	80
RAC15-15DB	85-264	±15	±500	81
RAC15-0512TB	85-264	5/±12	+2000/±200	78
RAC15-0515TB	85-264	5/±15	+2000/±150	78

*add suffix "-E" for extended temperature range, e.g. RAC15-05SB-E

*add suffix "-ST" for screw terminal module e.g. RAC15-05SB-ST, RAC15-05DB-ST, RAC15-0512TB-ST

Specifications (typical at 25°C and after warm up time unless otherwise specified)

Input Voltage Range	90-264VAC or 100-370VDC	
Rated Power	15 Watts max.	
Input Frequency Range (for AC Input)	47-440Hz	
Input Current (full load)	115VAC/230VAC	220mA / 118mA max.
No Load Power Consumption	115VAC/230VAC	590mW max.
Inrush Current (<2ms)	115VAC/230VAC	10A / 20A max.
Leakage Current	115VAC/230VAC	100µA/ 200µA max.
Output Voltage Accuracy (Full load)	Single and Dual ±2% max. Triple ±2% / ±3% max.	
Line Voltage Regulation (low line, high line at full load) - See Note 1	±0.5% max.	
Load Voltage Regulation (10% to 100% symmetric load) - See Note 2	±1% max.	
Output Ripple and Noise - See Note 3	1% Vout max.	
Operating Frequency	132kHz typ.	
Efficiency at Full Load	see table	
RMS Isolation Voltage (input to output)	4kVAC / 1 minute	
Temperature Coefficient	±0.01%/°C typ.	
Over-Current Protection	105% typ.	
Short Circuit Protection	Continuous, Automatic Restart	
Over-Voltage Protection	Zener Diode Clamp	
Over-Temperature Protection	100°C	
Operating Temperature Range	Standard	-25°C to +70°C
(free air convection, with derating)	Suffix -E	-40°C to +70°C
Storage Temperature Range	-40°C to +100°C	

continued on next page

POWERLINE

AC/DC-Converter

with 3 year Warranty



15 Watt Single/Dual & Triple Output

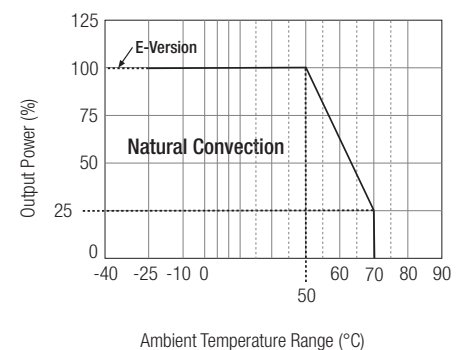


UL-60601-1 Certified
E314885

RAC15-B

Derating Graph

(Ambient Temperature)



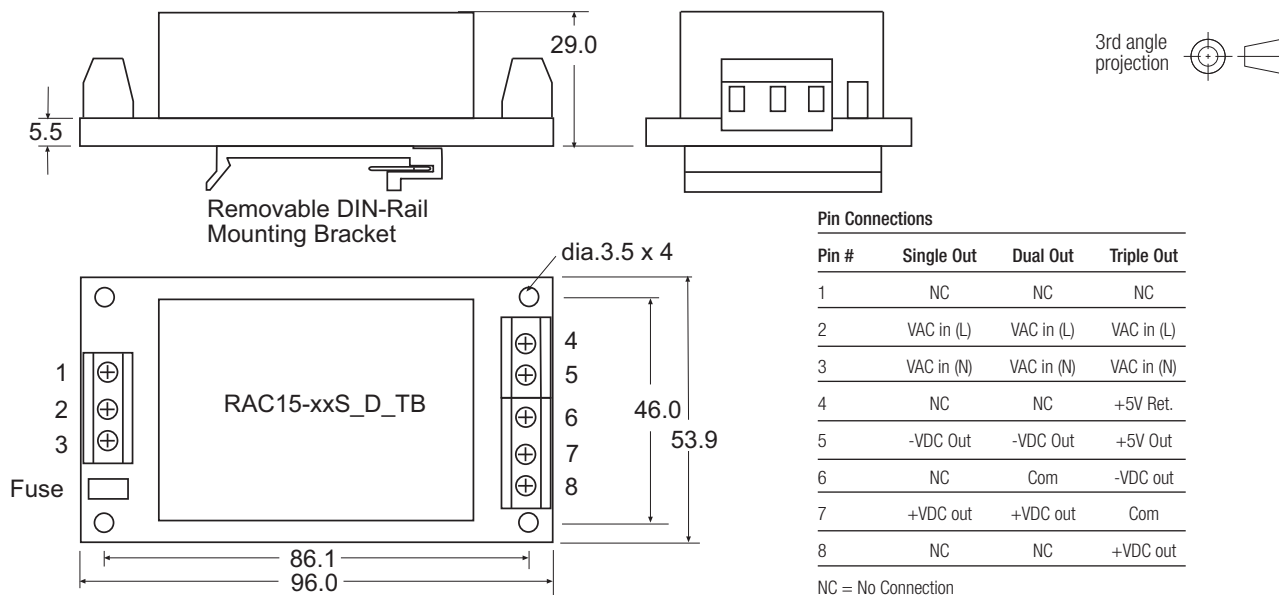
Please Read Application Notes

www.recom-electronic.com

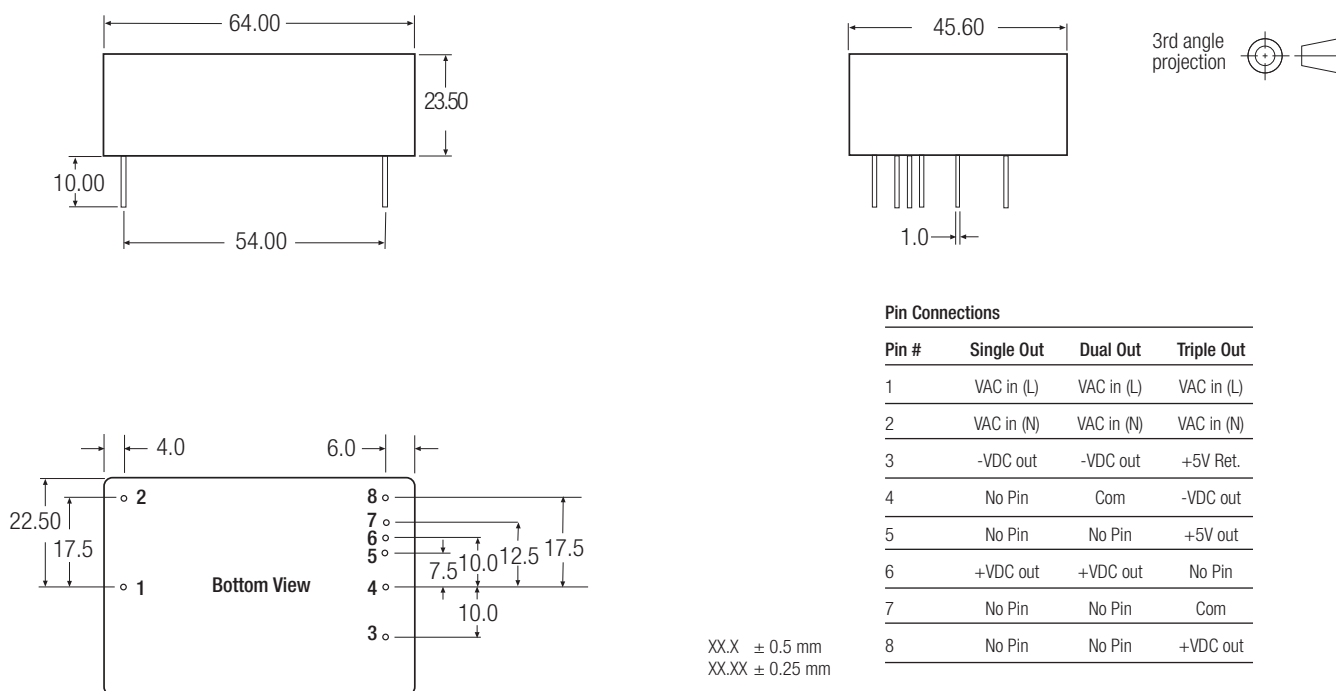
Specifications continued

Case Material	Epoxy with Fibreglass (UL94V-0)
Package Weight	120g
Packing Quantity	5 pcs (-ST Version: 1 pc)
EMC	EN 55011 Class B / EN60601-1-2
MTBF (+25°C)	using MIL-HDBK-217F 200~400 x 10 ³ hours

Screw Terminal Module Option (suffix -ST)



Package Style and Pinning



Notes

- Note 1: Line Regulation = 2% max. for triple output +Vout and -Vout.
- Note 2: Load Regulation = 5% max. for triple output +Vout and -Vout.
- Note 3: Ripple & Noise measured with 20MHz BW probe and 0.1µF + 47µF capacitors in parallel across the outputs.
- Note 4: Suggested input fuse rating = 2A Slow Blow