

阅读申明

- 1.本站收集的数据手册和产品资料都来自互联网，版权归原作者所有。如读者和版权方有任何异议请及时告之，我们将妥善解决。
- 2.本站提供的中文数据手册是英文数据手册的中文翻译，其目的是协助用户阅读，该译文无法自动跟随原稿更新，同时也可能存在翻译上的不当。建议读者以英文原稿为参考以便获得更精准的信息。
- 3.本站提供的产品资料，来自厂商的技术支持或者使用者的心得体会等，其内容可能存在描述上的差异，建议读者做出适当判断。
- 4.如需与我们联系，请发邮件到marketing@iczoom.com，主题请标有“数据手册”字样。

Read Statement

1. The datasheets and other product information on the site are all from network reference or other public materials, and the copyright belongs to the original author and original published source. If readers and copyright owners have any objections, please contact us and we will deal with it in a timely manner.
2. The Chinese datasheets provided on the website is a Chinese translation of the English datasheets. Its purpose is for reader's learning exchange only and do not involve commercial purposes. The translation cannot be automatically updated with the original manuscript, and there may also be improper translations. Readers are advised to use the English manuscript as a reference for more accurate information.
3. All product information provided on the website refer to solutions from manufacturers' technical support or users the contents may have differences in description, and readers are advised to take the original article as the standard.
4. If you have any questions, please contact us at marketing@iczoom.com and mark the subject with "Datasheets" .

Features

Regulated Converters

- Compact 40W AC-DC Power Supply
- Universal Input Voltage Range
- 4000VAC Isolation, Low Leakage Current
- Low Output Ripple and Noise
- Short Circuit Protected
- Triple Output with Independent Outputs
- UL-60601 Certified for Medical Applications
- CE Marked

Selection Guide

Part Number	Input Range (VAC)	Output Voltage (VDC)	Output Current (mA)	Efficiency (%)	Max. Capacitive Load
RAC40-3.3SA	90-264	3.3	8000	76	70000µF
RAC40-05SA	90-264	5	8000	79	33000µF
RAC40-12SA	90-264	12	3333	83	4000µF
RAC40-15SA	90-264	15	2666	83	3000µF
RAC40-24SA	90-264	24	1667	83	1200µF
RAC40-05DA	90-264	±5	±4000	80	±6000µF
RAC40-12DA	90-264	±12	±1666	83	±1000µF
RAC40-15DA	90-264	±15	±1333	83	±2000µF
RAC40-0512DA	90-264	5/12	5000/1250	80	15000/750µF
RAC40-0512TA	90-264	5/±12	+5000/±600	79	18000/±150µF
RAC40-0515TA	90-264	5/±15	+5000/±500	79	18000/±400µF

*add suffix "-E" for extended temperature range, e.g. RAC40-05SA-E

*add suffix "-ST" for screw terminal module e.g. RAC40-05SA-ST, RAC40-05DA-ST, RAC40-0512TA-ST

Specifications (typical at 25°C and after warm up time unless otherwise specified)

Input Voltage Range	90-264VAC or 100-370VDC	
Rated Power	40 Watts max.	
Input Frequency Range (for AC Input)	47-440Hz	
Input Current (full load)	115VAC/230VAC	860mA/ 460mA max.
No Load Power Consumption	115VAC/230VAC	720mW max.
Inrush Current (<2ms)	115VAC/230VAC	10A / 20A max.
Leakage Current	115VAC/230VAC	100µA/ 200µA max.
Output Voltage Accuracy (Full load) (note 2)	Single, Dual Outputs ±2% typ. Others: Main Output ±3% typ., Secondary Output(s) ±5% typ.	
Line Voltage Regulation (low line, high line at full load)	Single, Dual Outputs ±0.5% typ. Double&Triple: Main Output ±0.5% typ., Secondary Output(s) ±5% typ.	
Load Voltage Regulation (10% to 100% symmetric load)	Single, Dual Outputs ±1% typ. Double: Main Output 2% typ., Secondary Output 6% typ. Triple: Main Output ±3% typ., Secondary Output(s) ±7% typ.	
Cross Regulation	Dual	±5% typ.
	Double	Main Output 1%, Secondary Output 7% typ.
	Triple	Main Output ±3%, Secondary Output ±7% typ.
Output Ripple and Noise (20MHz limited, 0.1µF and 47µF across outputs)	3.3V Output	50mVp-p max.
	Others	1% Vout max.
Operating Frequency	132kHz typ.	
RMS Isolation Voltage (input to output)	4kVAC / 1 minute	
Temperature Coefficient	±0.01%/°C typ.	
Isolation Resistance	100 MΩ min.	
Short Circuit Protection	Continuous, Automatic Restart	
Overcurrent Protection	105% typ.	
Over Temperature Protection	100°C	
Operating Temperature Range (free air convection, with derating)	Standard	-25°C to +70°C
	Suffix -E	-40°C to +70°C
Storage Temperature Range	-40°C to +100°C	
Humidity	95% max.	

continued on next page

POWERLINE

AC/DC-Converter

with 3 year Warranty

RECOM

40 Watt Single/Dual, Double & Triple Output



UL-60601-1 Certified

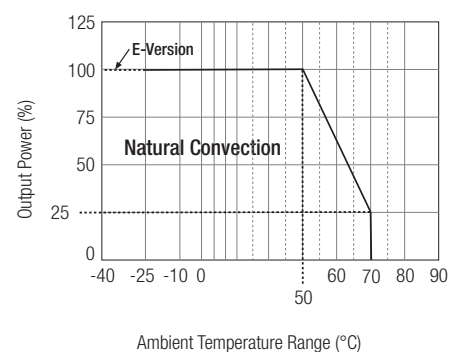
RAC40-A

Description

Compact switching power module for PCB or DIN-rail mounting with medical certification UL-60601-1.

Derating Graph

(Ambient Temperature)



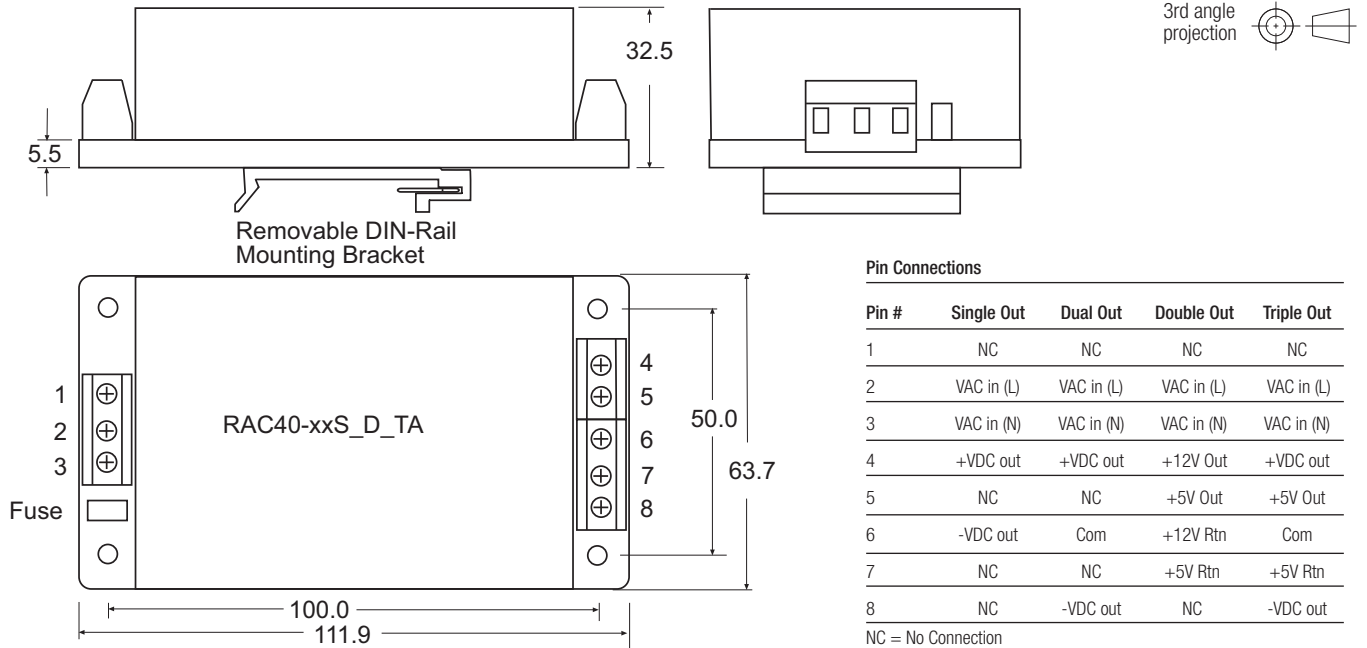
Please Read Application Notes

www.recom-electronic.com

Specifications continued

Case Material	Epoxy with Fibreglass (UL94V-0)
Package Weight	280g
suffix (-ST)	300g
Packing Quantity	5 pcs (-ST Version: 1 pc)
EMC	EN 55011 Class B / EN60601-1-2
MTBF (+25°C)	using MIL-HDBK-217F 200~400 x 10 ³ hours

Screw Terminal Module Option (suffix -ST)

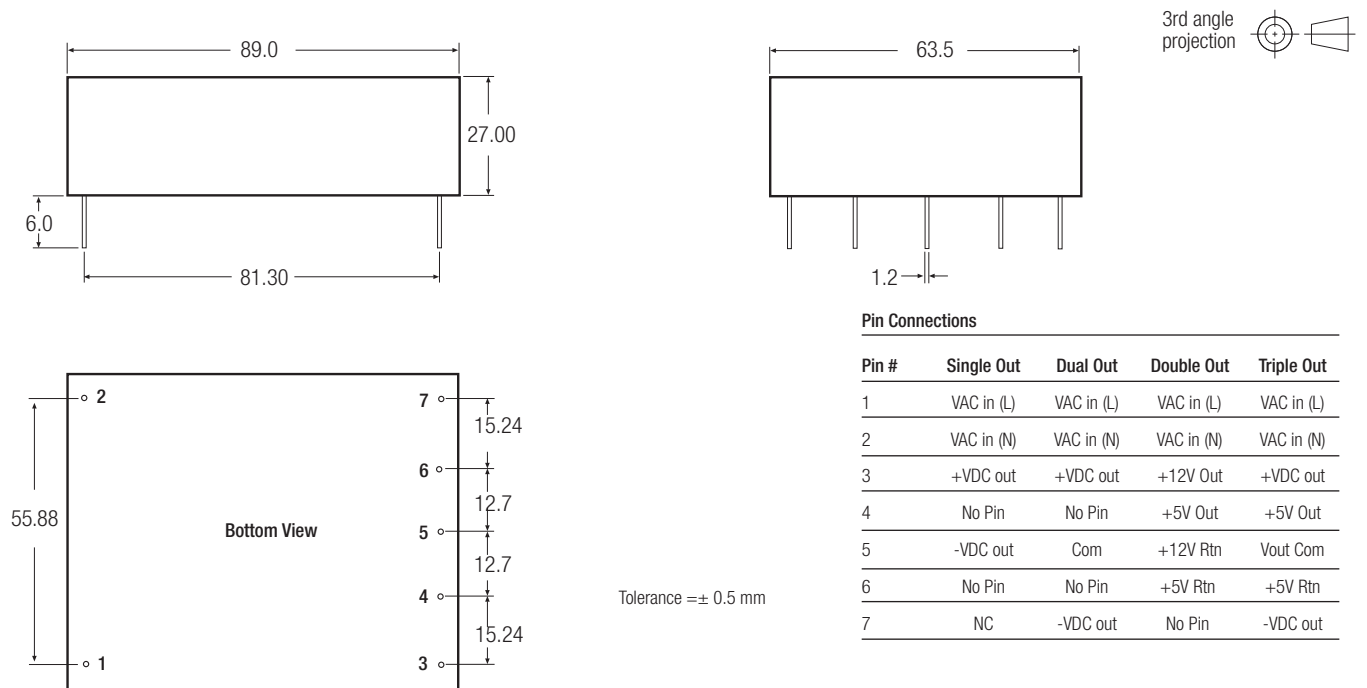


Pin Connections

Pin #	Single Out	Dual Out	Double Out	Triple Out
1	NC	NC	NC	NC
2	VAC in (L)	VAC in (L)	VAC in (L)	VAC in (L)
3	VAC in (N)	VAC in (N)	VAC in (N)	VAC in (N)
4	+VDC out	+VDC out	+12V Out	+VDC out
5	NC	NC	+5V Out	+5V Out
6	-VDC out	Com	+12V Rtn	Com
7	NC	NC	+5V Rtn	+5V Rtn
8	NC	-VDC out	NC	-VDC out

NC = No Connection

Package Style and Pinning



Pin Connections

Pin #	Single Out	Dual Out	Double Out	Triple Out
1	VAC in (L)	VAC in (L)	VAC in (L)	VAC in (L)
2	VAC in (N)	VAC in (N)	VAC in (N)	VAC in (N)
3	+VDC out	+VDC out	+12V Out	+VDC out
4	No Pin	No Pin	+5V Out	+5V Out
5	-VDC out	Com	+12V Rtn	Vout Com
6	No Pin	No Pin	+5V Rtn	+5V Rtn
7	NC	-VDC out	No Pin	-VDC out

Notes

Note 1: Suggested input fuse rating 3.15A Slow Blow.

Note2: Triple output version has +/-Vout common that is not connected to +5V Return pin internally.